



US00D641969S

(12) **United States Design Patent**
Loth et al.

(10) **Patent No.:** **US D641,969 S**

(45) **Date of Patent:** **** Jul. 26, 2011**

(54) **SOCK**

(75) Inventors: **Damian Loth**, Vancouver (CA); **Greg Hoscheit**, St. Charles, MN (US)

(73) Assignee: **Lifestyle Medical Group, LLC**, St. Charles, MN (US)

(**) Term: **14 Years**

(21) Appl. No.: **29/377,912**

(22) Filed: **Oct. 27, 2010**

(51) **LOC (9) Cl.** **02-04**

(52) **U.S. Cl.** **D2/980**

(58) **Field of Classification Search** D2/983-992,
D2/896-897, 980-982, 993-994; 2/241-242,
2/239-240

See application file for complete search history.

(56) **References Cited**

U.S. PATENT DOCUMENTS

D242,829	S	*	12/1976	Connelly	D2/985
D269,477	S	*	6/1983	Brier	D2/994
D290,424	S	*	6/1987	Lindecker	D2/994
D392,795	S	*	3/1998	Ogden	D2/980
5,784,721	A	*	7/1998	Huff	2/239
D397,863	S	*	9/1998	Van De Steeg	D2/987
D401,758	S	*	12/1998	Huff	D2/986
D414,601	S	*	10/1999	Cortinovic	D2/989
6,012,177	A	*	1/2000	Cortinovic	2/239
D429,557	S	*	8/2000	Cortinovic	D2/980
D437,480	S	*	2/2001	Cortinovic	D2/989
D479,040	S	*	9/2003	Cortinovic	D2/994
D499,879	S	*	12/2004	Mavis et al.	D2/989
D509,652	S	*	9/2005	Cooper	D2/980

D512,829	S	*	12/2005	Viveros et al.	D2/989
D513,116	S	*	12/2005	Gaither	D2/989
7,082,703	B2	*	8/2006	Greene et al.	36/89
7,681,254	B2	*	3/2010	Lambertz	2/239
D627,147	S	*	11/2010	Lambertz	D2/994
2006/0143801	A1	*	7/2006	Lambertz	2/239
2007/0118973	A1	*	5/2007	Lambertz	2/239
2009/0113602	A1	*	5/2009	Lambertz	2/239
2009/0165190	A1	*	7/2009	Araki et al.	2/240
2009/0178179	A1	*	7/2009	Liu	2/239
2009/0282607	A1	*	11/2009	Kaneda	2/239

* cited by examiner

Primary Examiner — T. Chase Nelson

Assistant Examiner — Kathleen M Sims

(74) *Attorney, Agent, or Firm* — Clise, Billion & Cyr, P.A.; Timothy Clise

(57) **CLAIM**

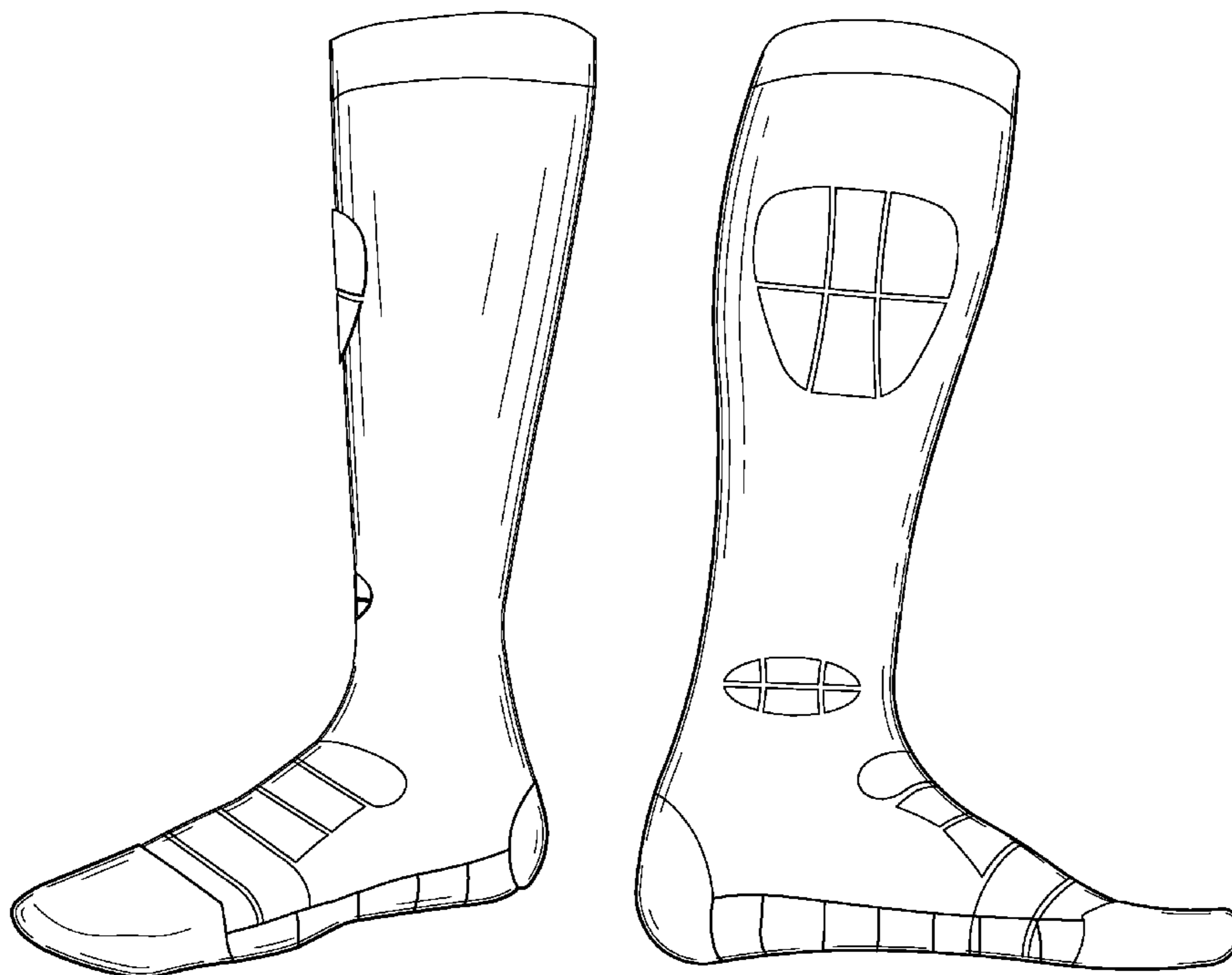
The ornamental design for a sock, as shown and described.

DESCRIPTION

FIG. 1 is a perspective view of a sock showing my new design; FIG. 2 is a front view thereof; FIG. 3 is a rear view thereof; FIG. 4 is right side view; FIG. 5 is left side view; FIG. 6 is top view; and, FIG. 7 is bottom view.

The broken line showing of bottom details in FIG. 7 is included for the purpose of showing environmental portions of the sock and forms no part of the claimed design.

1 Claim, 5 Drawing Sheets



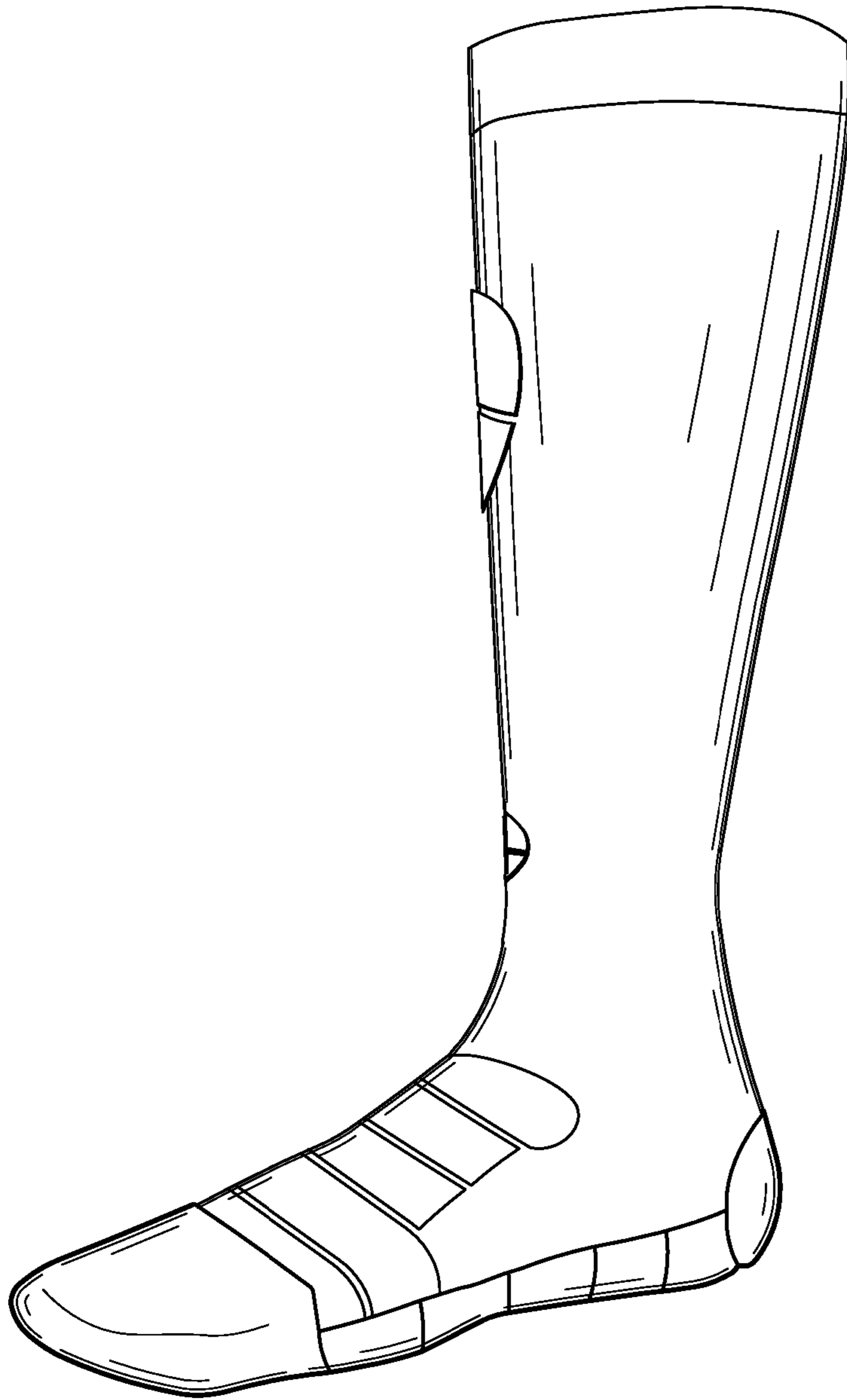


FIG. 1

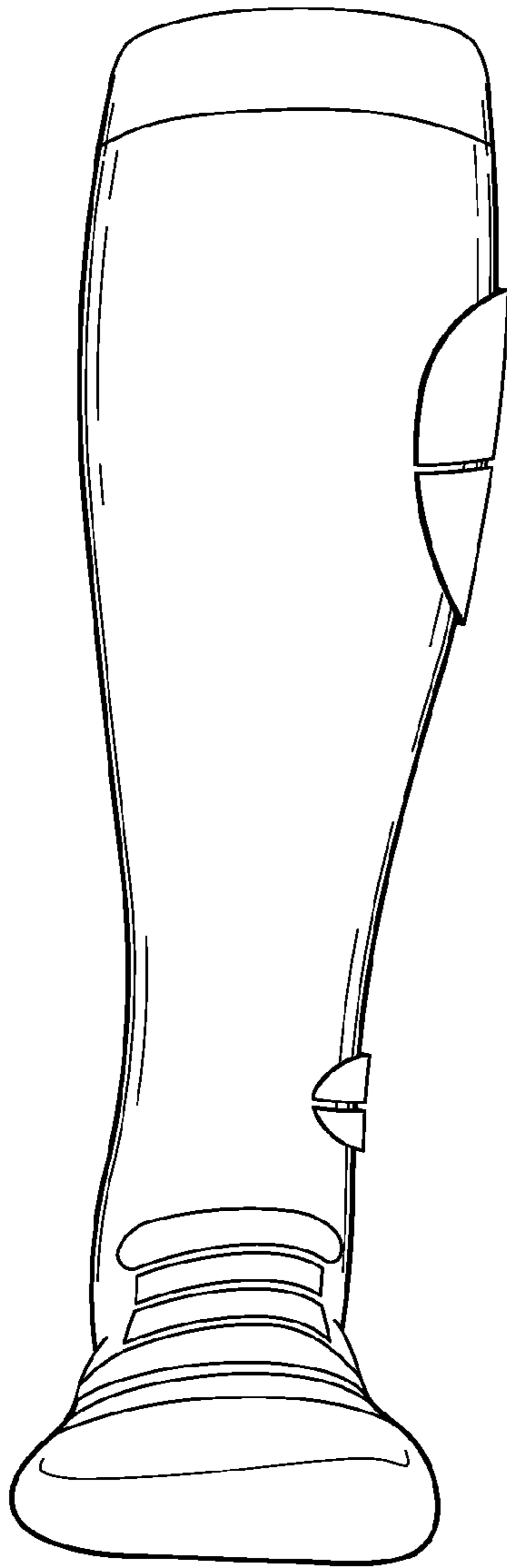


FIG. 2



FIG. 3

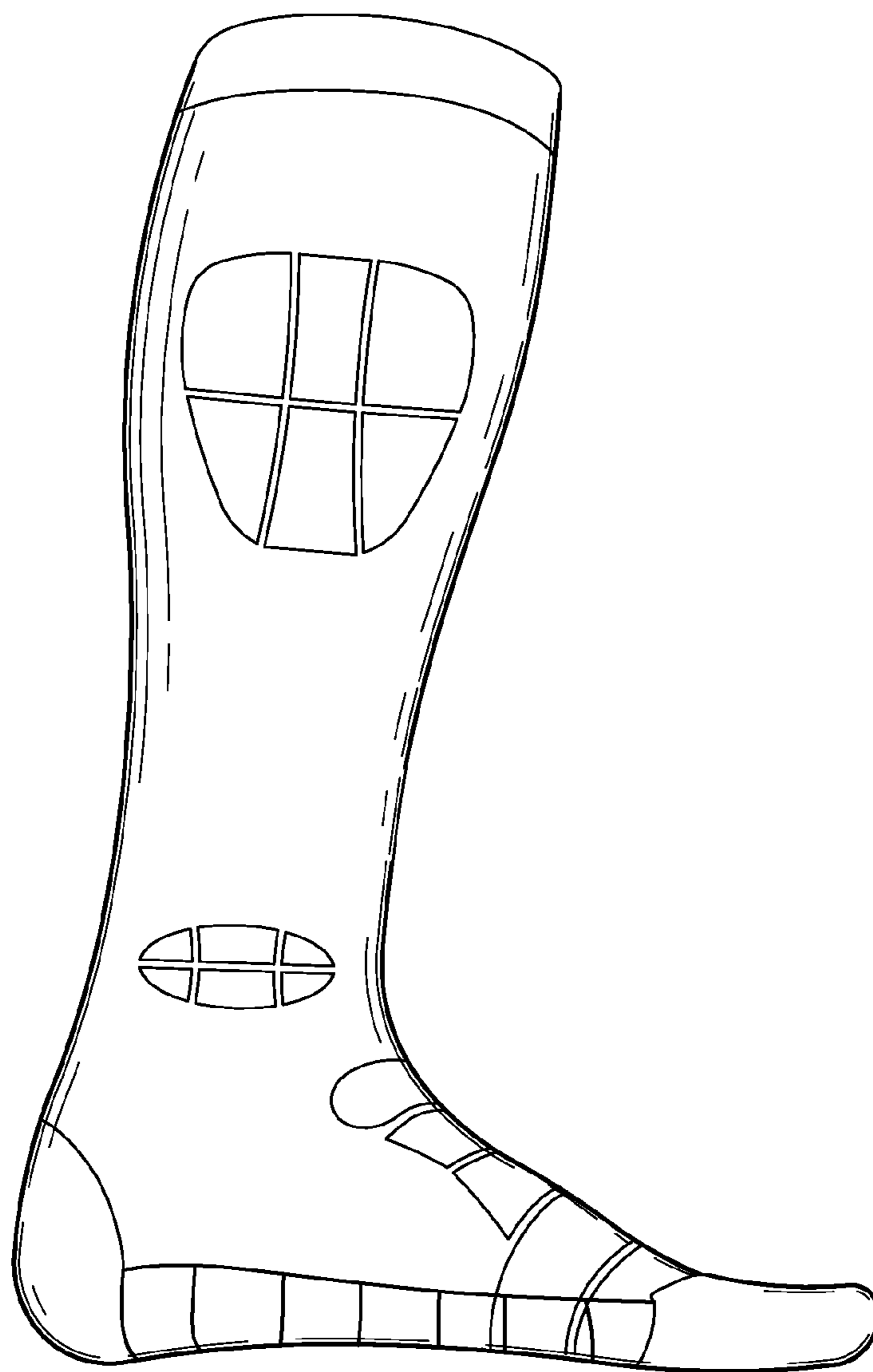


FIG. 4



FIG. 5

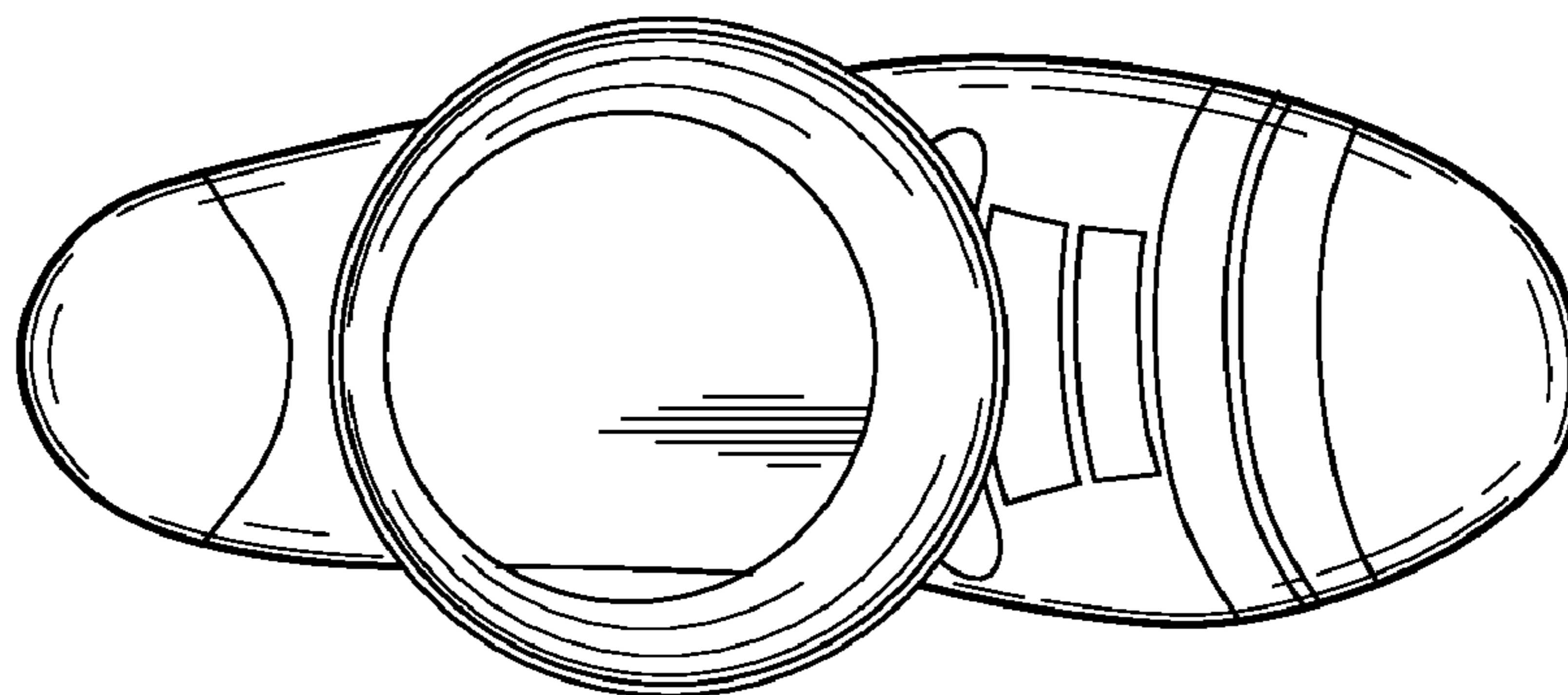


FIG. 6

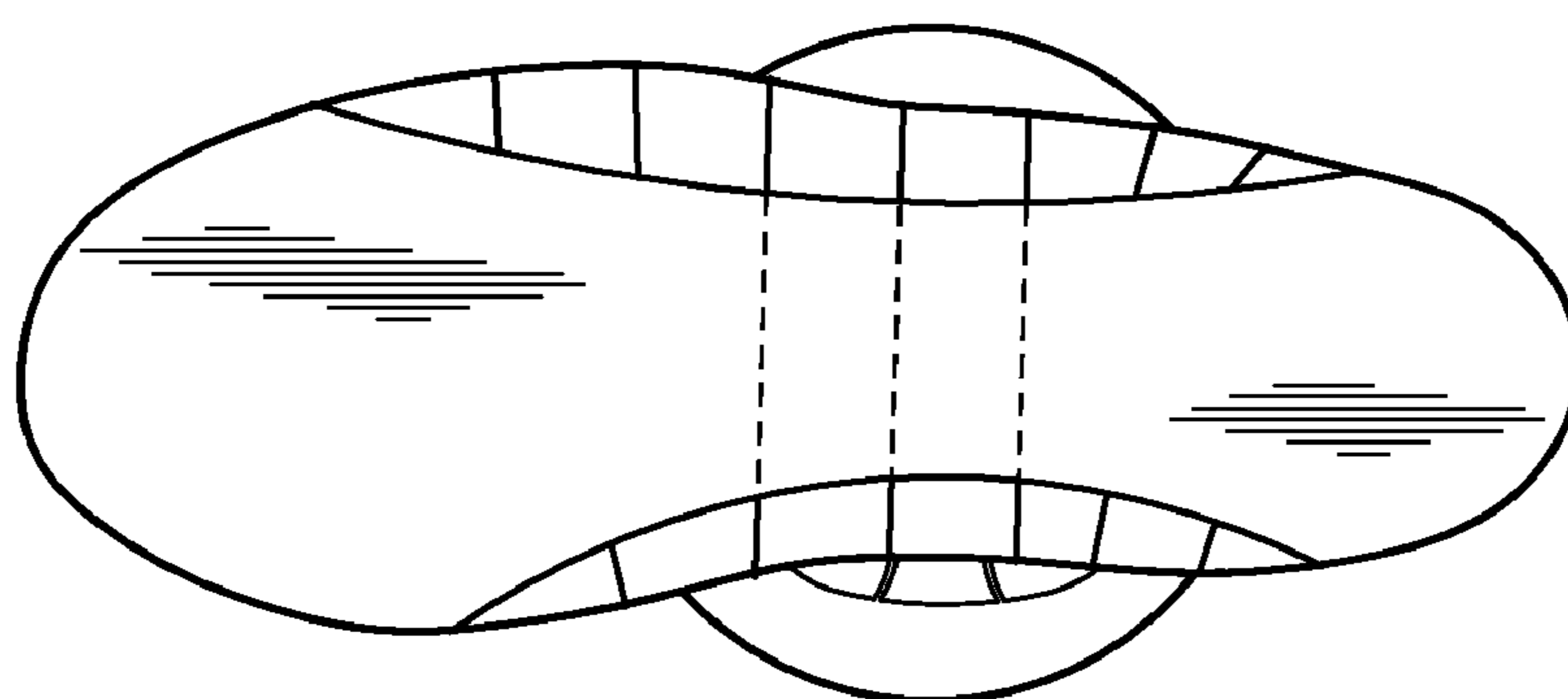


FIG. 7