



US00D641958S

(12) **United States Design Patent**  
**Waldman**

(10) **Patent No.:** **US D641,958 S**  
(45) **Date of Patent:** **\*\* \*Jul. 26, 2011**

(54) **WOMENS SWIMSUIT**

(75) Inventor: **Mark Waldman**, Annandale, NJ (US)

(73) Assignee: **Global Trademarks, Inc.**

(\*) Notice: This patent is subject to a terminal disclaimer.

(\*\*) Term: **14 Years**

(21) Appl. No.: **29/363,760**

(22) Filed: **Jun. 14, 2010**

(51) **LOC (9) Cl.** ..... **02-02**

(52) **U.S. Cl.** ..... **D2/731**

(58) **Field of Classification Search** ..... D2/731,  
D2/733, 734; 2/67, 69

See application file for complete search history.

(56) **References Cited**

**U.S. PATENT DOCUMENTS**

2,794,187	A *	6/1957	Edelman	.....	2/67
4,494,546	A *	1/1985	Steiman	.....	450/8
RE33,406	E *	10/1990	Wior	.....	2/67
5,478,278	A *	12/1995	Greenblatt	.....	450/32
D508,157	S *	8/2005	Chen	.....	D2/731
D600,880	S *	9/2009	Waldman	.....	D2/731
D613,036	S *	4/2010	Waldman	.....	D2/731
D620,229	S *	7/2010	Waldman	.....	D2/731

**FOREIGN PATENT DOCUMENTS**

JP 2001123302 A \* 5/2001

**OTHER PUBLICATIONS**

Spiegel. [http://www.spiegel.com/shop/product\\_single.aspx?style\\_id=38782272&index=32&gp\\_coll\\_id=5007&gp\\_at\\_id=5008&nav\\_cat\\_id=10784&category\\_id=10785](http://www.spiegel.com/shop/product_single.aspx?style_id=38782272&index=32&gp_coll_id=5007&gp_at_id=5008&nav_cat_id=10784&category_id=10785). Date Unknown: Viewed Dec. 2010. "Shirred One-piece Surplice Swimsuit."\*  
Newport News (catalog). Swim 2007. p. 50. Item B: "halter suit with bust-flattering crossover V-neck and midriff shirring."\*  
Newport News (catalog). Swim 2007. p. 49. Item C. "Bijoued Control Surplice Maillot".\*  
Newport News (catalog). Swim 2007. p. 51. Item G. "Smoothing Ruched Halter Suit".\*

\* cited by examiner

*Primary Examiner* — Ian Simmons

*Assistant Examiner* — Rashida Johnson

(74) *Attorney, Agent, or Firm* — Belles Katz LLC

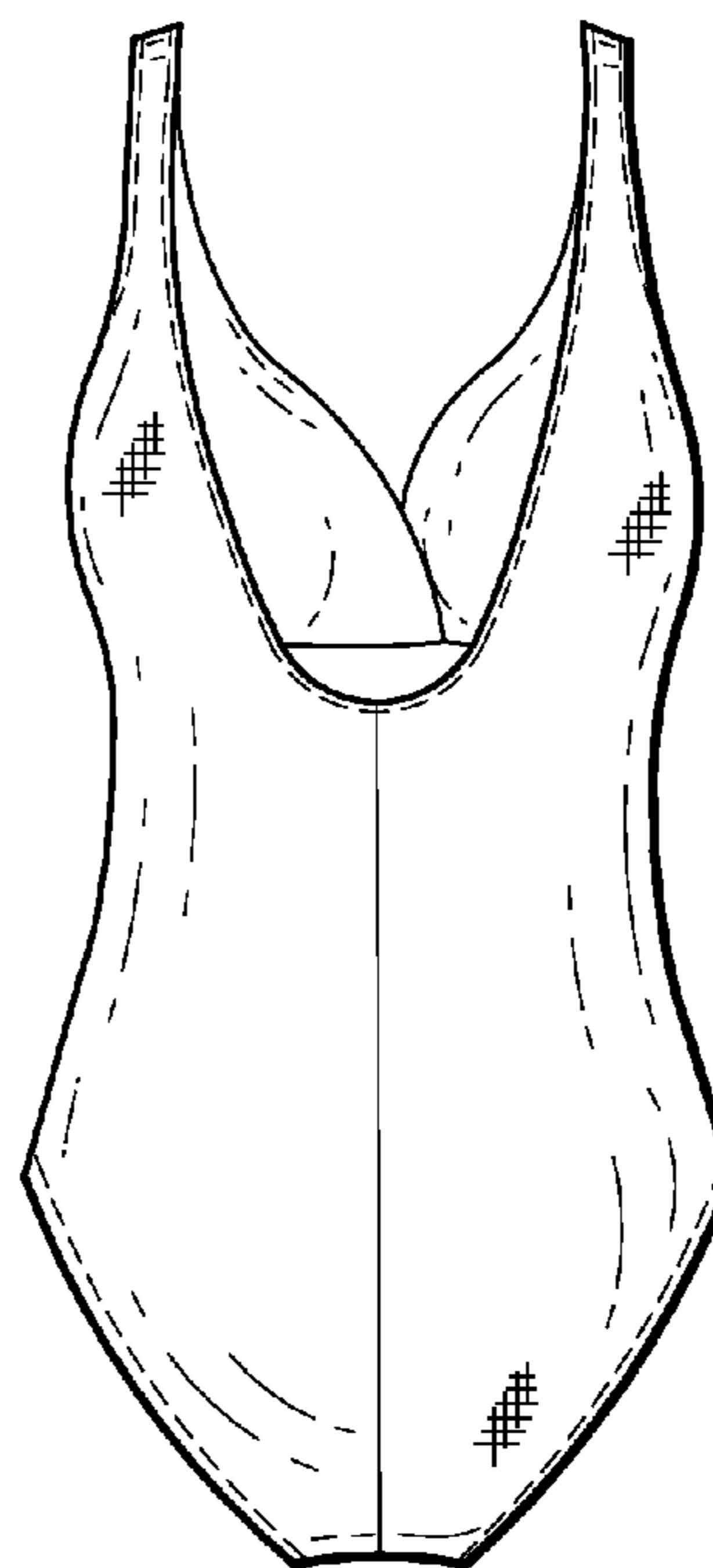
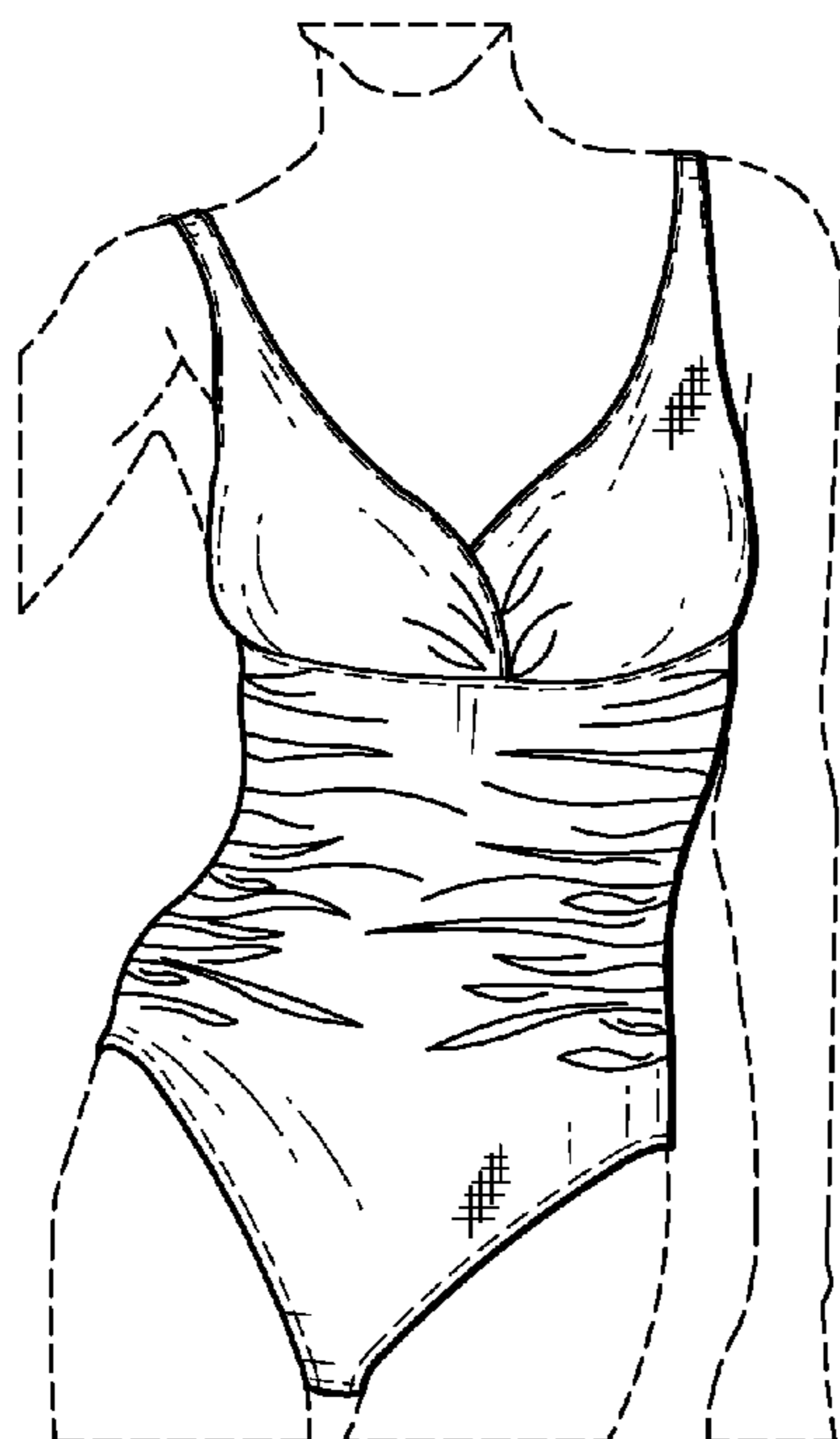
(57) **CLAIM**

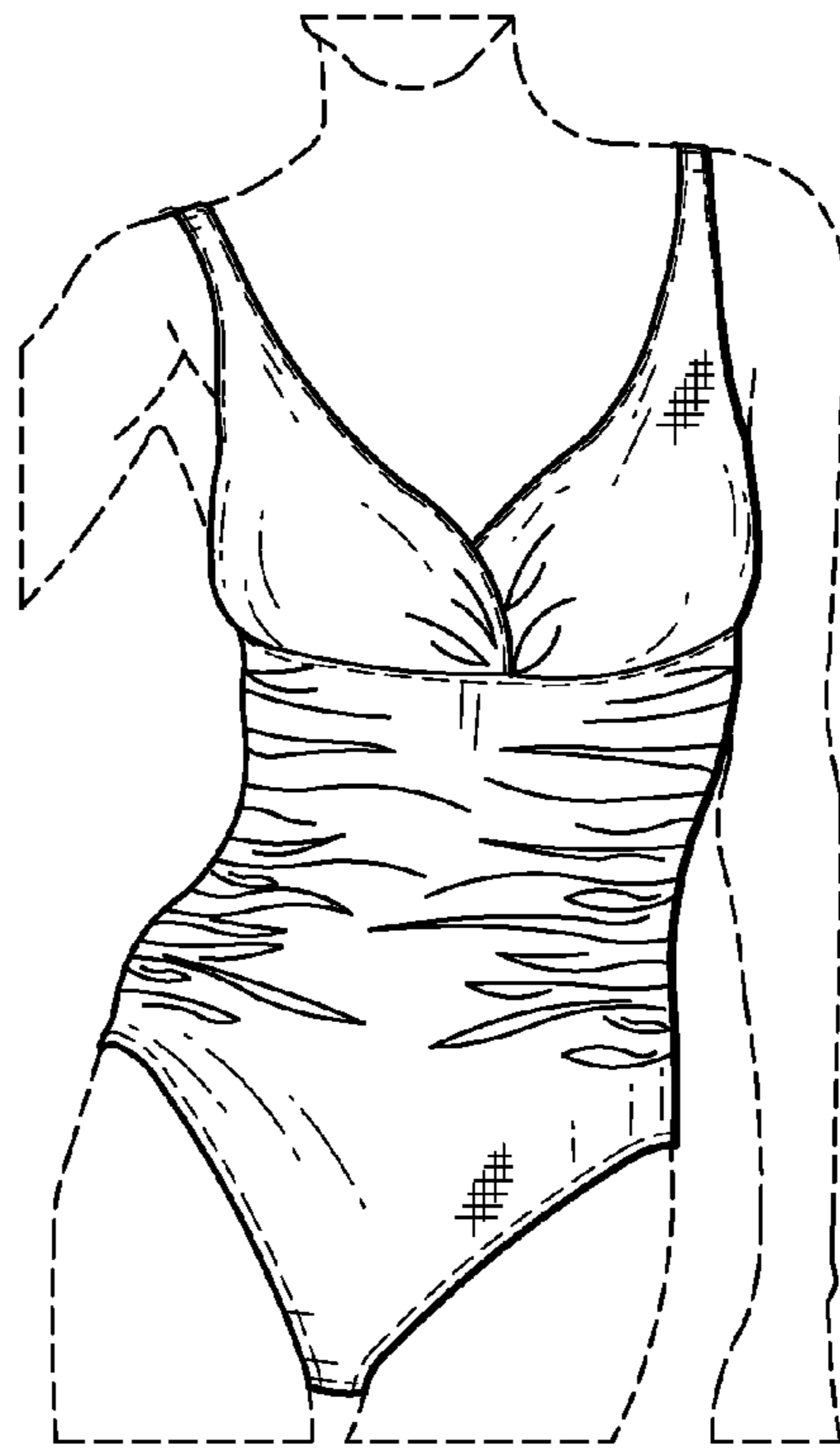
The ornamental design for a womens swimsuit, as shown and described.

**DESCRIPTION**

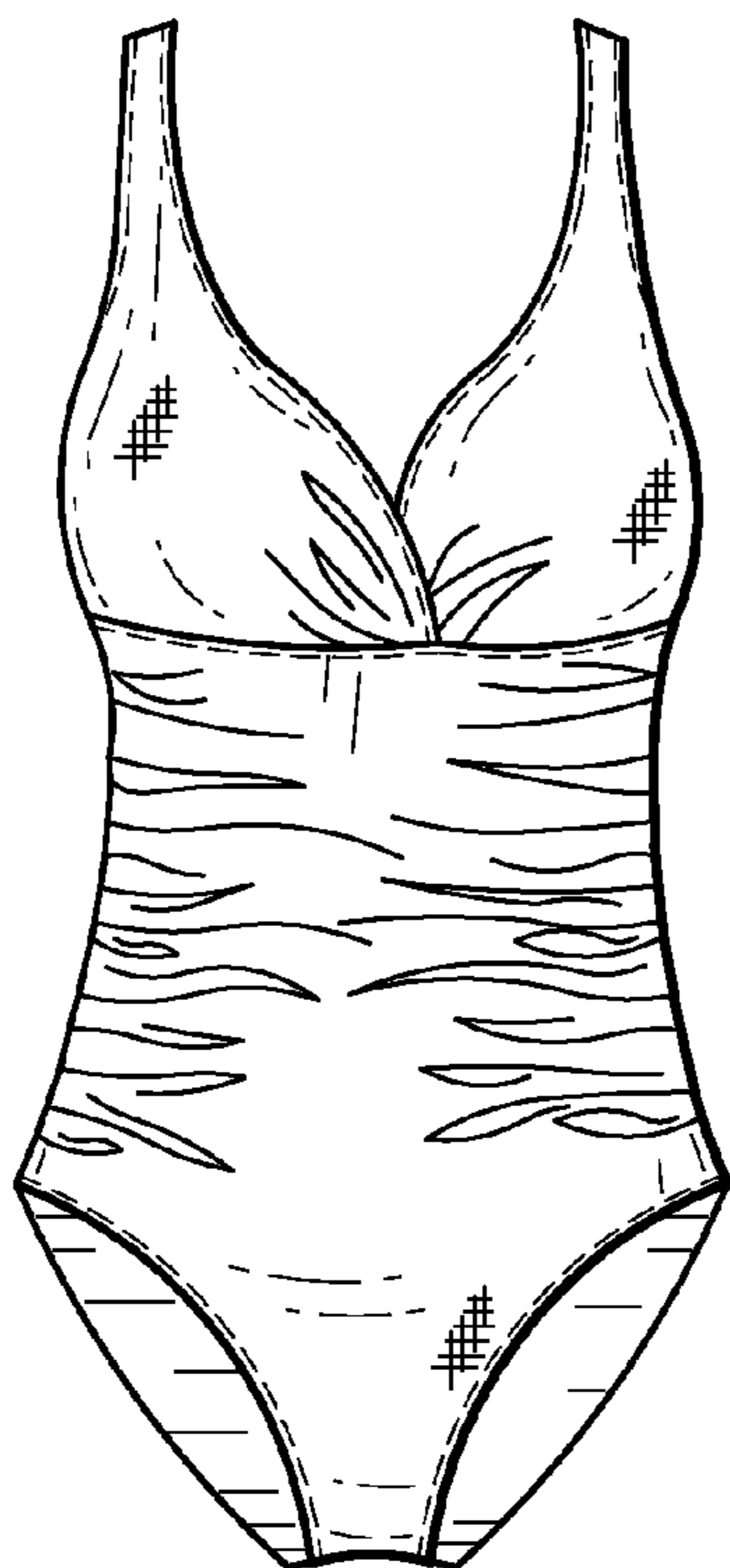
FIG. 1 is a perspective view of the present invention showing the invention as it would be seen on a woman;  
FIG. 2 is a front view of the present invention;  
FIG. 3 is a back view of the present invention;  
FIG. 4 is a first side view of the present invention; and,  
FIG. 5 is an opposite side view of the present invention.  
The dashed lines in the figures represent unclaimed elements of the design

**1 Claim, 2 Drawing Sheets**

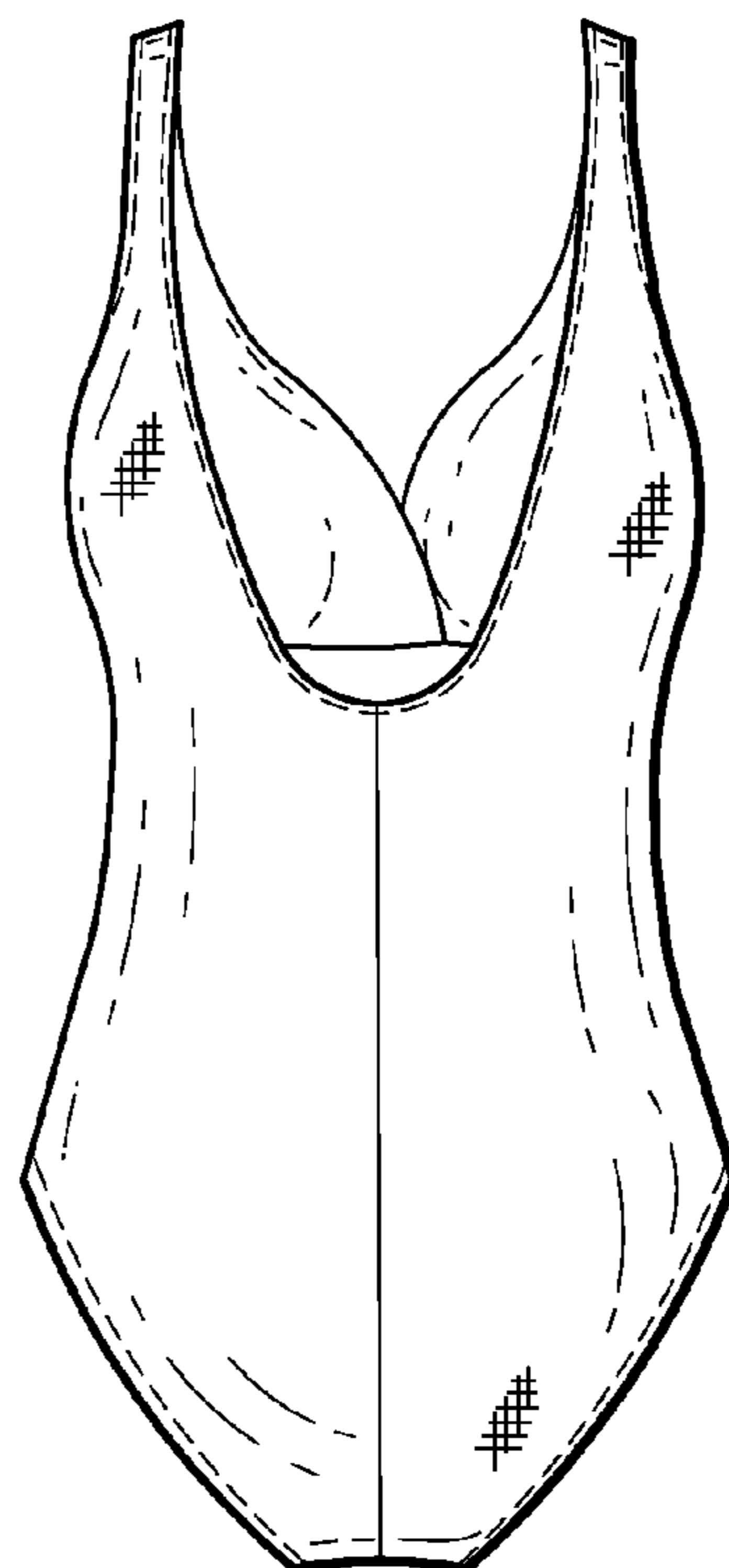




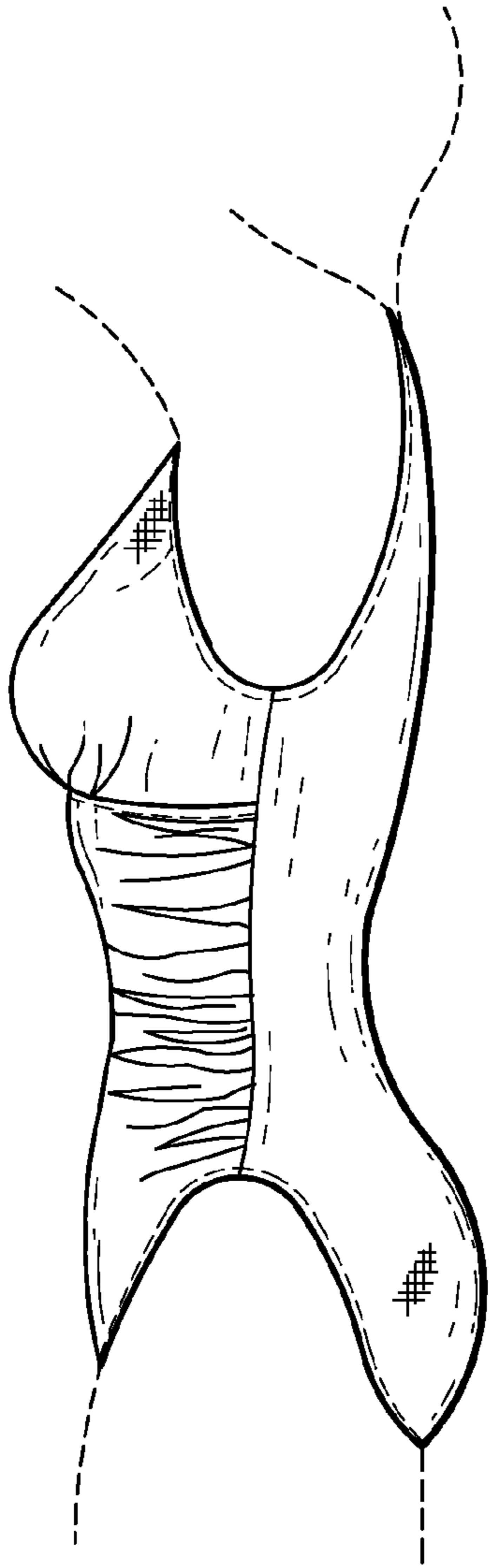
*FIG. 1*



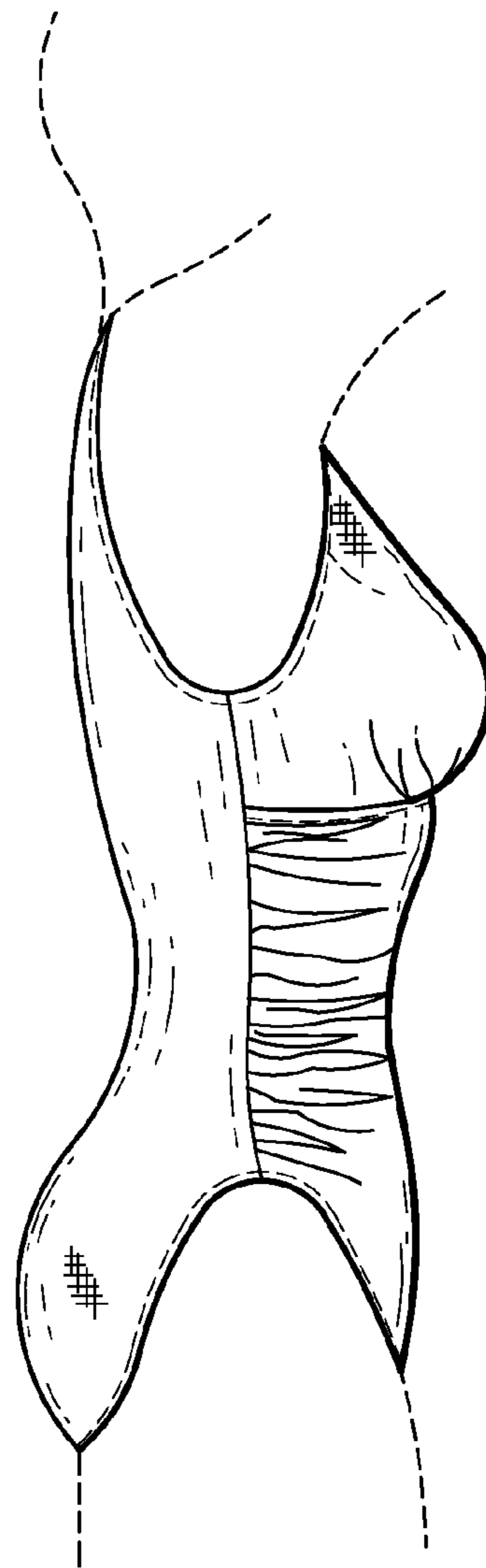
*FIG. 2*



*FIG. 3*



*FIG. 4*



*FIG. 5*