



US00D641922S

(12) **United States Design Patent**
Sabernig

(10) **Patent No.:** **US D641,922 S**

(45) **Date of Patent:** **** Jul. 19, 2011**

(54) **LIGHT FIXTURE**

(75) Inventor: **Robert Sabernig**, Munster (AT)

(73) Assignee: **EGLO Leuchten GmbH**, Innsbruck (AT)

(**) Term: **14 Years**

(21) Appl. No.: **29/384,215**

(22) Filed: **Jan. 28, 2011**

Related U.S. Application Data

(63) Continuation-in-part of application No. 29/357,354, filed on Mar. 11, 2010.

(51) **LOC (9) Cl.** **26-99**

(52) **U.S. Cl.** **D26/120**

(58) **Field of Classification Search** D26/125,
D26/49, 46, 37, 118, 71, 92, 85, 87, 128,
D26/63, 65, 88, 76, 120, 113, 119, 138, 2,
D26/67, 72, 93, 123, 129, 130, 24, 107, 108,
D26/62, 109, 51, 127, 122, 131, 140, 141,
D26/142, 143, 144, 145, 58, 60, 68; 362/101,
362/34, 346, 223, 294, 549, 109, 190, 192,
362/249.01-249.11, 98, 99, 16, 17, 18, 19;
D13/179, 180; D23/411; 424/401, 402,
424/403, 404, 405; D8/353; 248/158, 122.1;
D25/124; D16/135, 131, 244, 136; D15/90;
359/801, 802, 807, 812; 119/245, 246, 247,
119/253, 256, 266

See application file for complete search history.

(56) **References Cited**

U.S. PATENT DOCUMENTS

D41,680 S * 8/1911 Young D26/134
D54,095 S * 11/1919 Johnson D26/123
D94,669 S * 2/1935 Drake D20/99
2,299,256 A * 10/1942 Schultz 362/217.03
D142,579 S * 10/1945 Ohm D26/131

D142,580 S * 10/1945 Ohm D26/127
D142,583 S * 10/1945 Ohm D26/131
D144,869 S * 5/1946 Ohm D26/127
2,489,650 A * 11/1949 Landrum 362/413
D181,480 S * 11/1957 Mehr D26/63
D204,013 S * 3/1966 Hall D26/128
D263,426 S * 3/1982 Sportelli D26/120
D279,718 S * 7/1985 Kedda D26/154
D292,531 S * 10/1987 Van Deelen D26/87
D298,059 S * 10/1988 Muller D26/86
D309,955 S * 8/1990 Gismondi D26/87
D322,142 S * 12/1991 Gismondi D26/88
5,620,247 A * 4/1997 Swanson 362/249.08
5,951,145 A * 9/1999 Iwasaki et al. 362/216
D431,669 S * 10/2000 Milicia D26/128
6,312,145 B1 * 11/2001 Rhoad 362/311.14
D461,272 S * 8/2002 Davis, Jr. D26/128
D470,971 S * 2/2003 Vegliante D26/128
D493,246 S * 7/2004 Benensohn D26/89
D544,988 S * 6/2007 Benensohn D26/89
D561,374 S * 2/2008 Hartmann et al. D26/74

(Continued)

Primary Examiner — Cathron Brooks

Assistant Examiner — Kevin Rudzinski

(74) *Attorney, Agent, or Firm* — Baker & McKenzie LLP

(57) **CLAIM**

The ornamental design for a light fixture, as shown and described.

DESCRIPTION

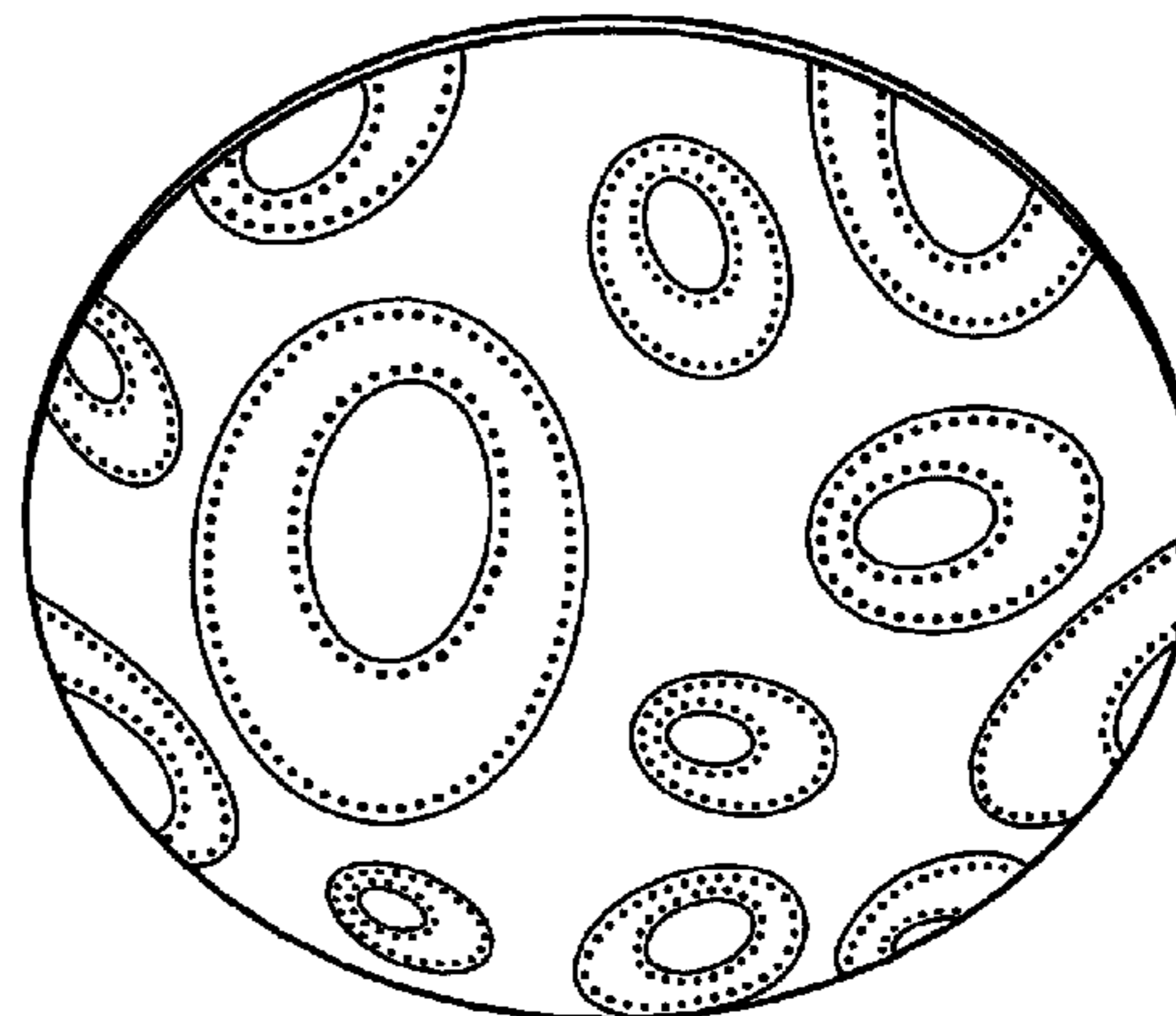
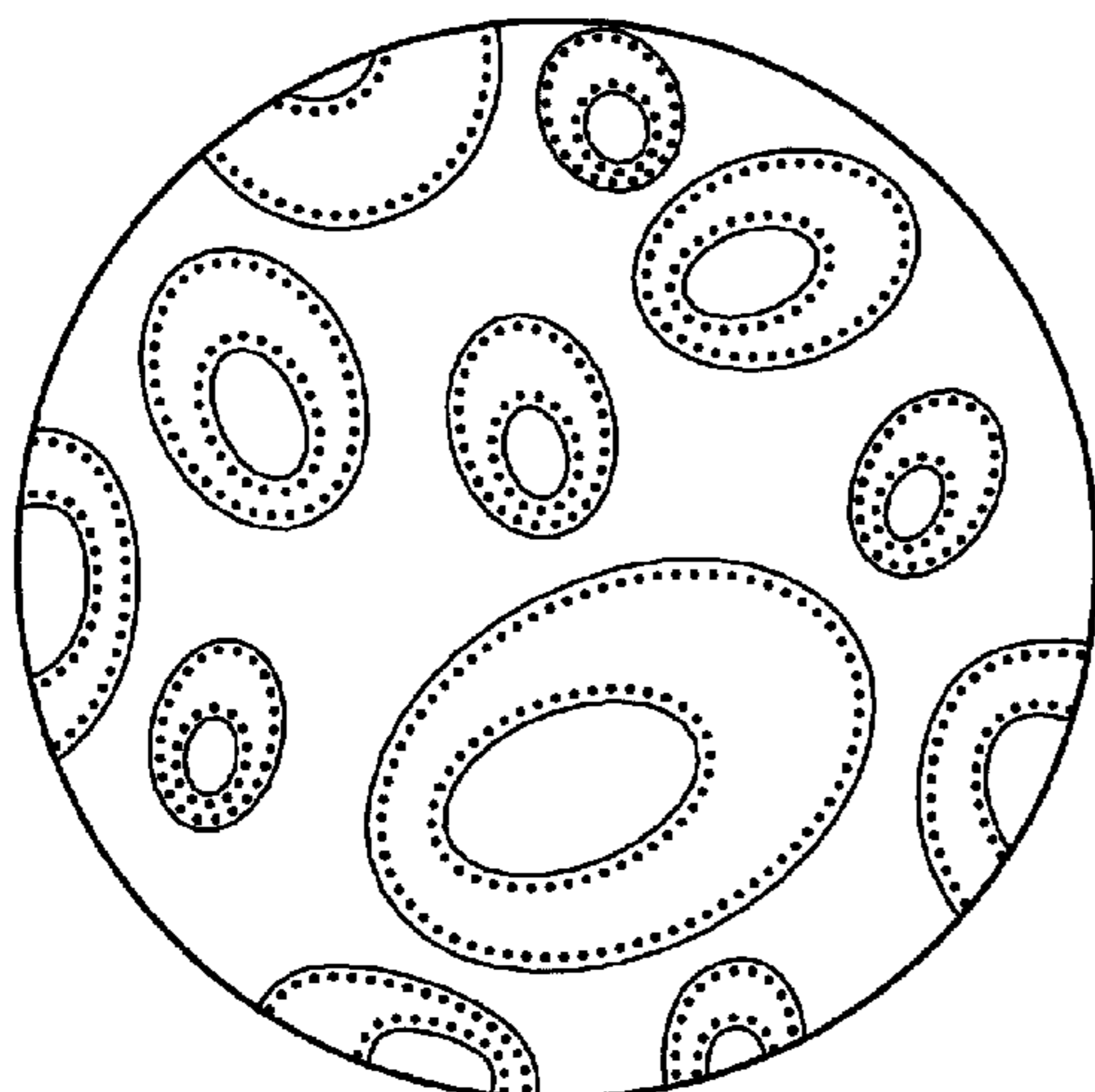
FIG. 1 is a front plan view of a light fixture in accordance with my design;

FIG. 2 is a perspective view of the light fixture in accordance with my design; and,

FIG. 3 is a side elevation view of the light fixture in accordance with my design.

Features of the design include the shape and configuration of the article and the pattern and ornament applied to the article as shown in the draftsman's representations.

1 Claim, 1 Drawing Sheet



US D641,922 S

Page 2

U.S. PATENT DOCUMENTS

D577,853 S *	9/2008	De'Armond	D26/135	D596,339 S *	7/2009	Sabernig	D26/90
D580,585 S *	11/2008	Otero	D26/88	D599,938 S *	9/2009	Sabernig	D26/67
D584,849 S *	1/2009	Otero	D26/88	D606,241 S *	12/2009	Sabernig	D26/119
D584,850 S *	1/2009	Itiravivong	D26/89	D626,277 S *	10/2010	Sabernig	D26/88
D595,889 S *	7/2009	Sabernig	D26/87	2008/0007936 A1 *	1/2008	Liu et al.	362/84

* cited by examiner

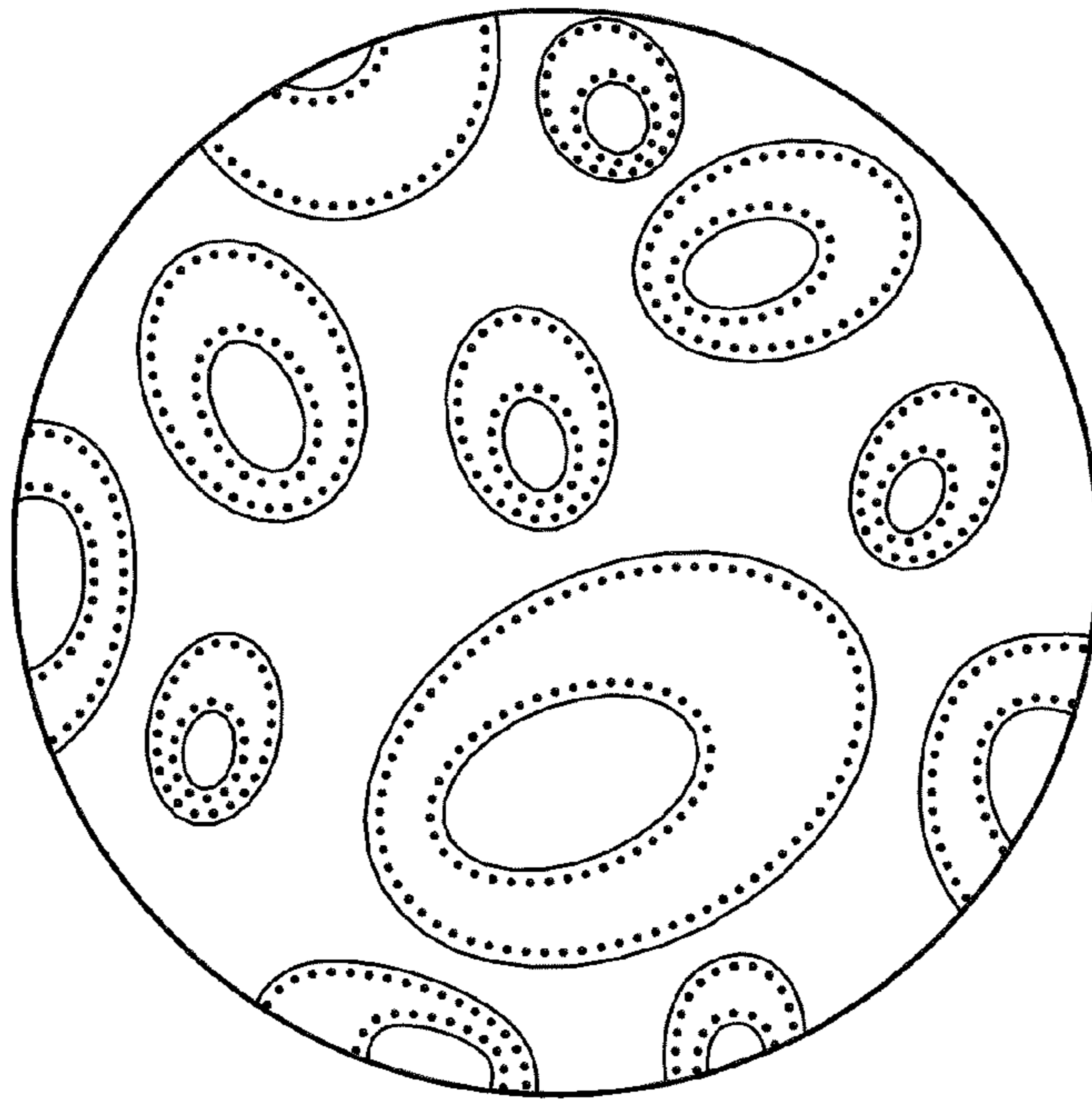


Fig.1

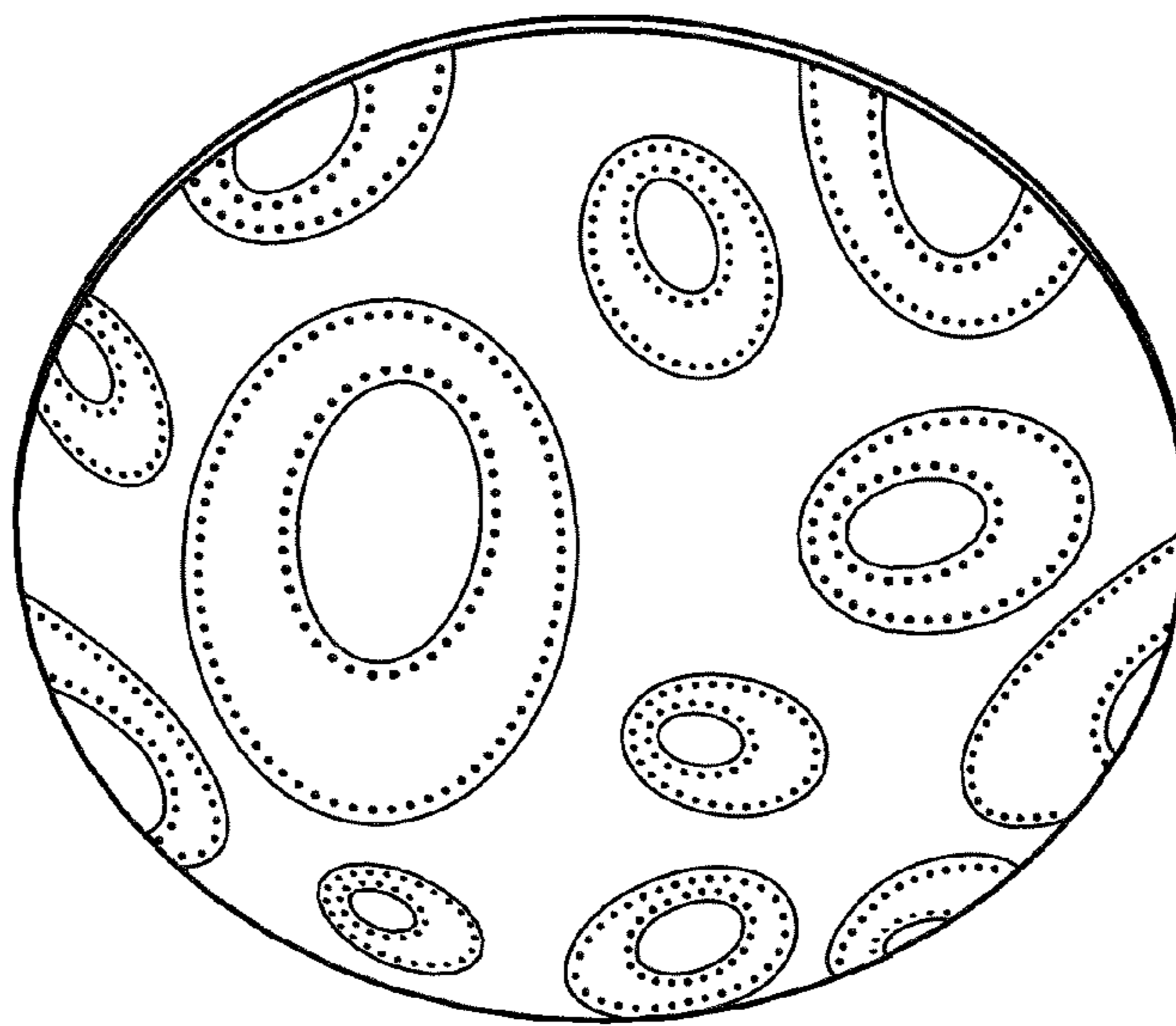


Fig.2

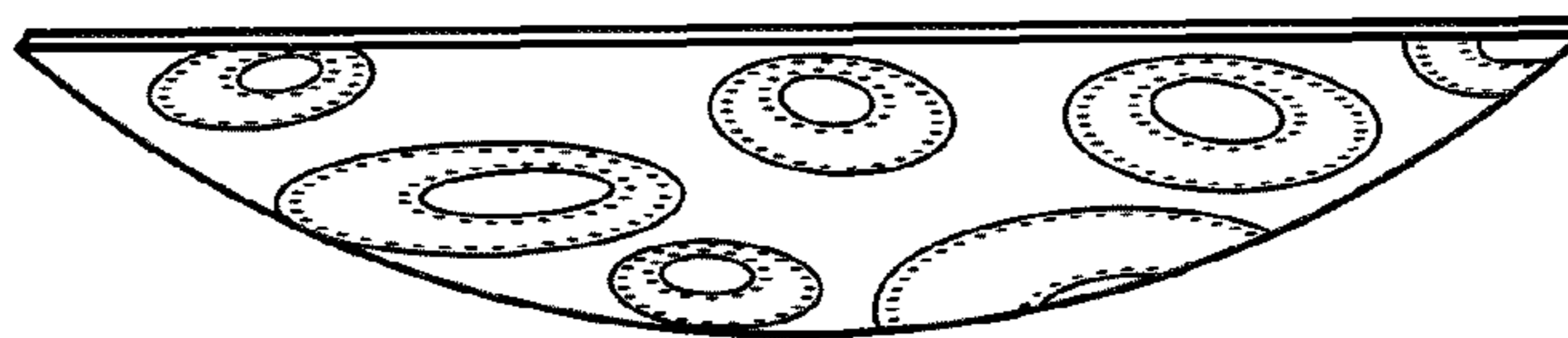


Fig.3

UNITED STATES PATENT AND TRADEMARK OFFICE
CERTIFICATE OF CORRECTION

PATENT NO. : D641,922 S
APPLICATION NO. : 29/384215
DATED : July 19, 2011
INVENTOR(S) : Robert Sabernig

Page 1 of 1

It is certified that error appears in the above-identified patent and that said Letters Patent is hereby corrected as shown below:

Title Page should read

CLAIM

The ornamental design for a light fixture, as shown and described.

DESCRIPTION

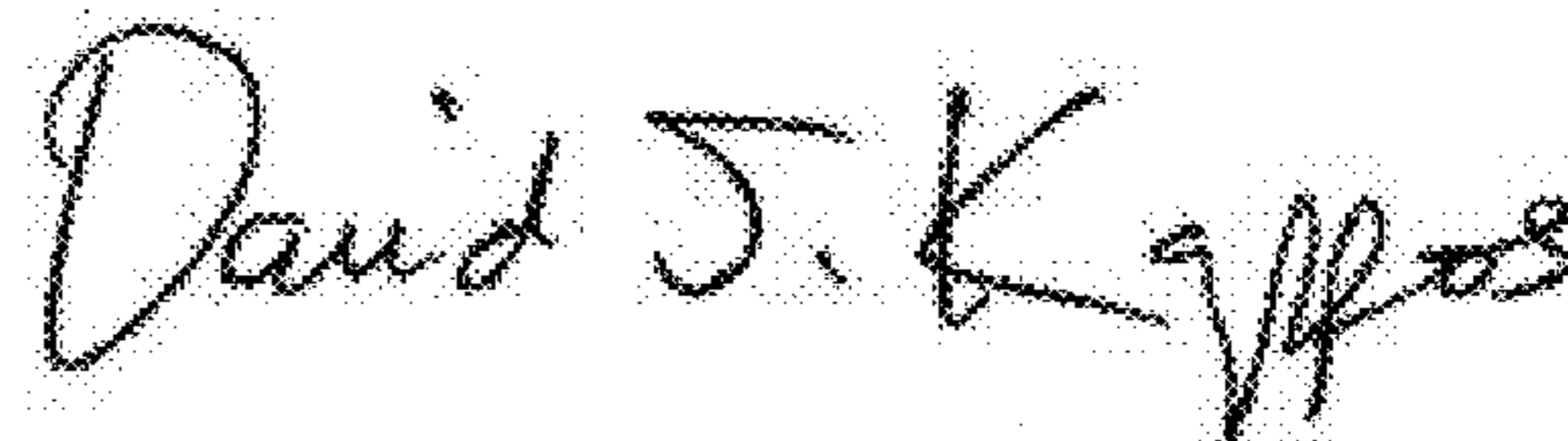
FIG. 1 is a front plan view of a light fixture in accordance with my design;

FIG. 2 is a perspective view of the light fixture in accordance with my design; and

FIG. 3 is a side elevation view of the light fixture in accordance with my design, all sides being identical except for variation in surface design.

Features of the design include the shape and configuration of the article and the pattern and ornament applied to the article as shown in the draftsman's representations.

Signed and Sealed this
Tenth Day of January, 2012

A handwritten signature in black ink that reads "David J. Kappos". The signature is written in a cursive, slightly slanted style.

David J. Kappos
Director of the United States Patent and Trademark Office