



US00D641907S

(12) **United States Design Patent**
Lee

(10) **Patent No.:** **US D641,907 S**
(45) **Date of Patent:** **** Jul. 19, 2011**

(54) **LED READING LAMP**

(75) Inventor: **Kuan Wei Lee, Taipei (TW)**

(73) Assignee: **Tsann Kuen (Zhangzhou) Enterprise Co., Ltd., Zhangzhou (CN)**

(**) Term: **14 Years**

(21) Appl. No.: **29/378,355**

(22) Filed: **Nov. 3, 2010**

(30) **Foreign Application Priority Data**

Jun. 22, 2010 (CN) 2010 3 0211767

(51) **LOC (9) Cl.** **26-05**

(52) **U.S. Cl.** **D26/65**

(58) **Field of Classification Search** D26/61-66,
D26/106-109; 362/217.01, 217.02, 220,
362/223, 269, 270, 274, 277, 280, 282, 285,
362/287, 288, 311.02, 410, 413, 418, 427,
362/401, 800

See application file for complete search history.

(56) **References Cited**

U.S. PATENT DOCUMENTS

D568,520 S * 5/2008 Castellucci et al. D26/65
D601,288 S * 9/2009 Thomson et al. D26/63

D604,883 S * 11/2009 Park D26/65
D612,087 S * 3/2010 Huang D26/63
D620,165 S * 7/2010 Huang D26/63
D623,329 S * 9/2010 Huang D26/63
D627,501 S * 11/2010 Lin et al. D26/65
D628,331 S * 11/2010 Tang et al. D26/63

* cited by examiner

Primary Examiner — Susan M Lee

Assistant Examiner — Linda Brooks

(74) *Attorney, Agent, or Firm* — Rabin & Berdo, P.C.

(57) **CLAIM**

The ornamental design for a LED reading lamp, as shown and described.

DESCRIPTION

FIG. 1 is a front view of a LED reading lamp showing my new design;

FIG. 2 is a rear view thereof;

FIG. 3 is a left side view thereof;

FIG. 4 is a right side view thereof;

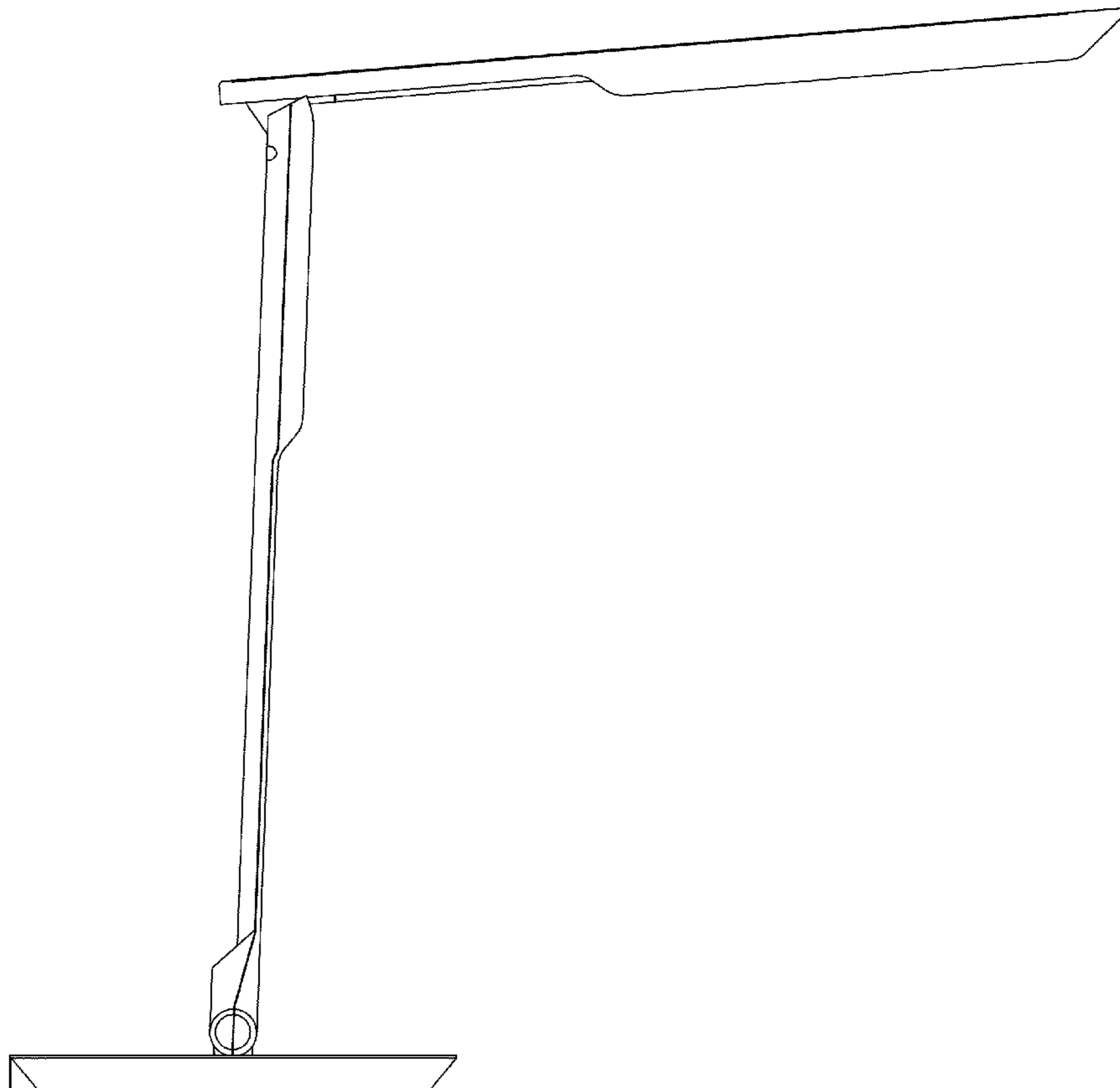
FIG. 5 is a top plan view thereof;

FIG. 6 is a bottom plan view thereof; and,

FIG. 7 is a perspective view thereof.

The broken lines showing in Figures are for illustrative purposes only and form no part of the claimed design.

1 Claim, 7 Drawing Sheets






FIG. 1




FIG. 2

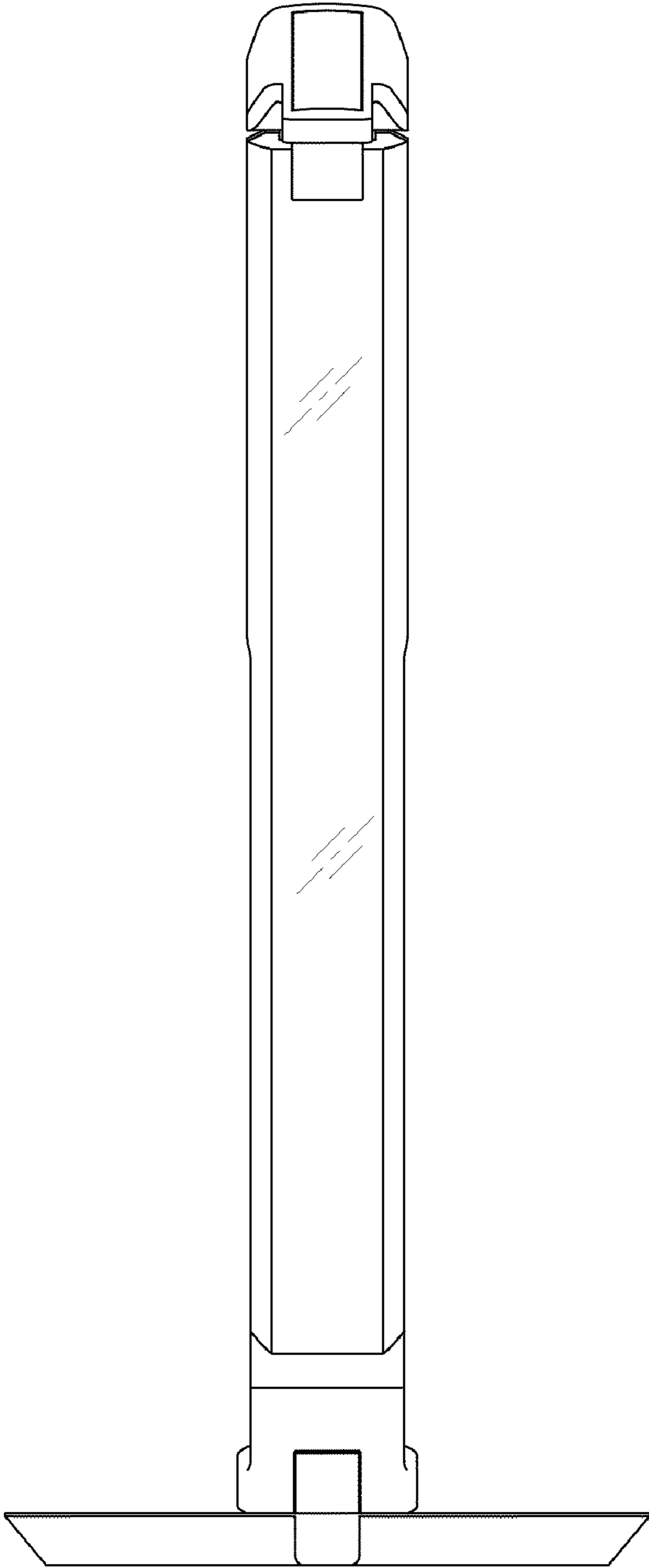


FIG. 3




FIG. 4

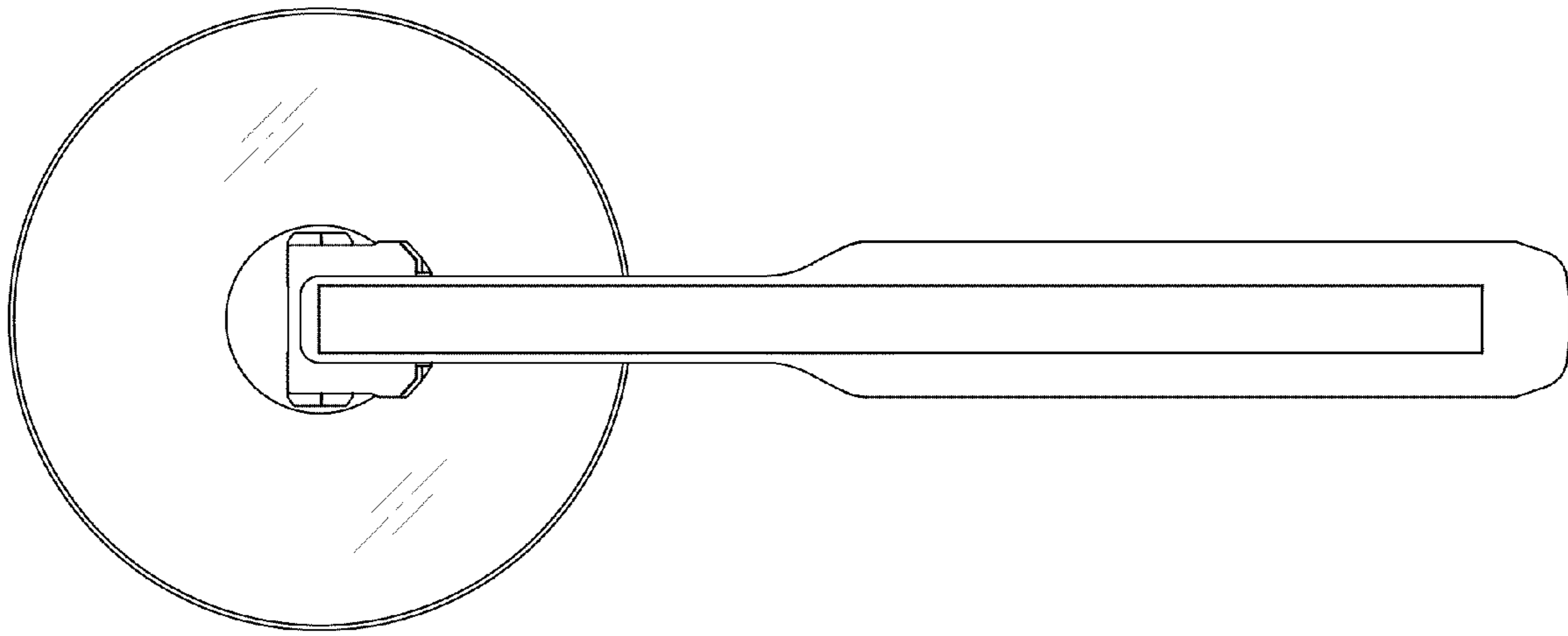


FIG. 5

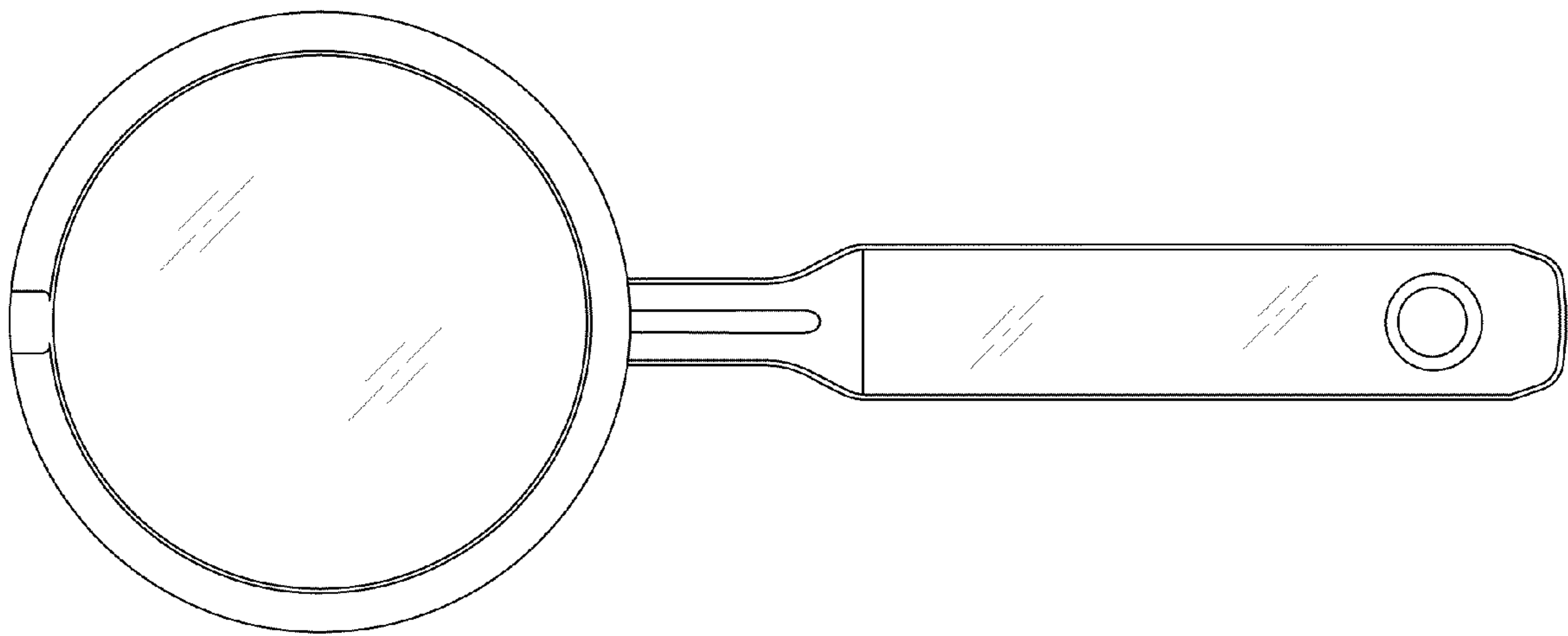


FIG. 6

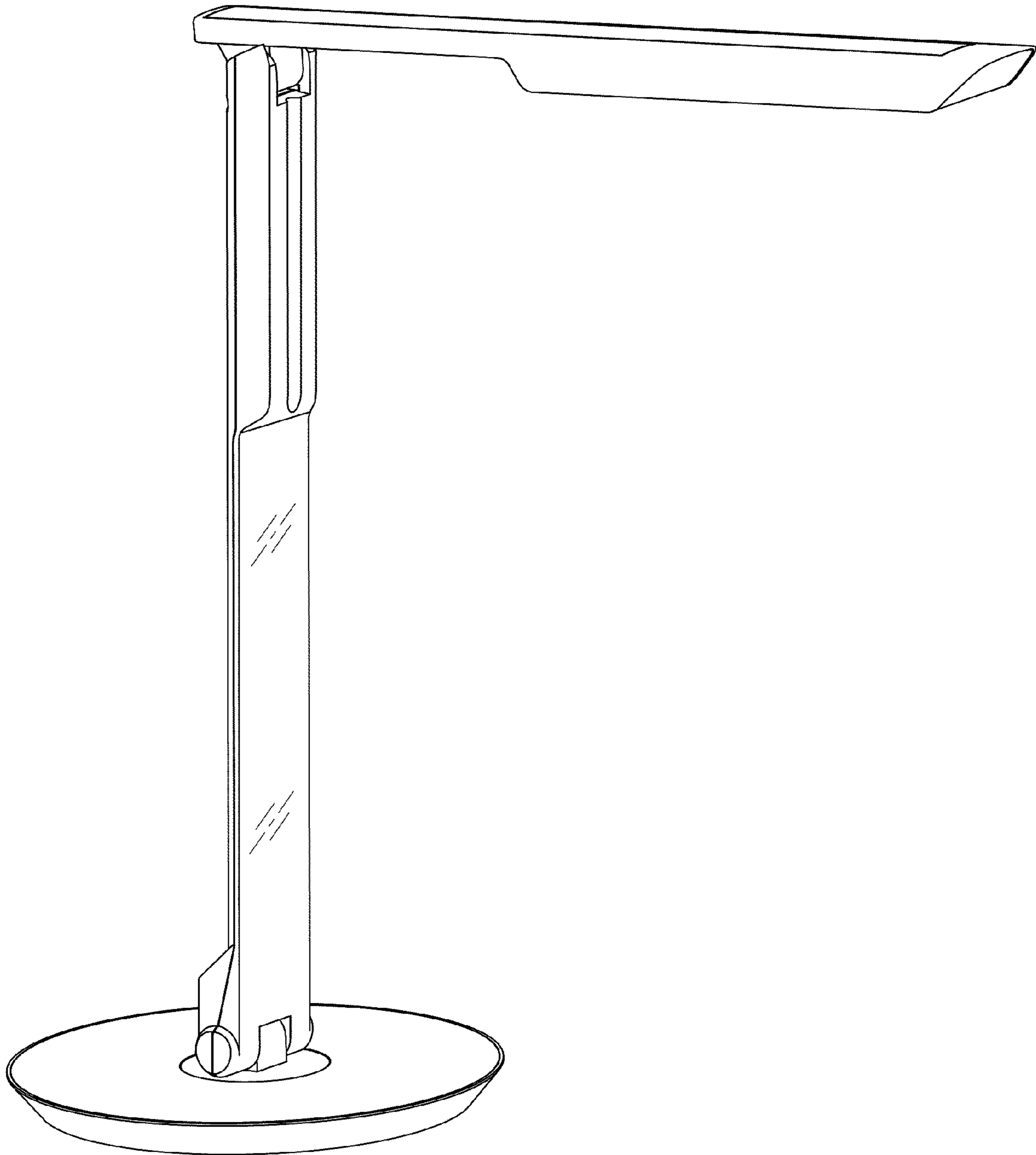


FIG. 7