



US00D641891S

(12) **United States Design Patent**
Hadi

(10) **Patent No.:** **US D641,891 S**
(45) **Date of Patent:** **** Jul. 19, 2011**

(54) **DOOR ENTRANCE**

(76) Inventor: **Mohammed Hadi**, Fort Myers, FL (US)

(**) Term: **14 Years**

(21) Appl. No.: **29/369,774**

(22) Filed: **Sep. 13, 2010**

(51) **LOC (9) Cl.** **25-03**

(52) **U.S. Cl.** **D25/1**

(58) **Field of Classification Search** D25/1,
D25/7, 35, 48, 50, 126; 52/78, 198, 301;
135/91

See application file for complete search history.

D470,760 S *	2/2003	Thorne et al.	D9/641
D471,092 S *	3/2003	Thorne et al.	D9/641
D471,093 S *	3/2003	Thorne et al.	D9/641
D471,094 S *	3/2003	Thorne et al.	D9/641
D471,095 S *	3/2003	Thorne et al.	D9/641
D471,096 S *	3/2003	Thorne et al.	D9/641
D471,097 S *	3/2003	Thorne et al.	D9/641
D471,798 S *	3/2003	Thorne et al.	D9/641
D477,674 S *	7/2003	Brandon	D25/126
7,401,440 B2 *	7/2008	Hauck	52/80.1
7,547,371 B2 *	6/2009	Christensen et al.	156/171
2005/0198918 A1 *	9/2005	Wang	52/198
2010/0205884 A1 *	8/2010	Noirot	52/301

* cited by examiner

Primary Examiner — T. Chase Nelson

Assistant Examiner — Kathleen M Sims

(56) **References Cited**

U.S. PATENT DOCUMENTS

D32,857 S *	6/1900	Peet	D23/308
D113,887 S *	3/1939	West	D9/671
3,421,269 A *	1/1969	Medow	52/86
3,511,006 A *	5/1970	Medow	52/301
3,842,557 A *	10/1974	Brown	52/301
3,902,294 A *	9/1975	Brown	52/301
3,932,975 A *	1/1976	Hodge	52/282.2
4,055,518 A *	10/1977	Kakitani et al.	521/125
D278,676 S *	5/1985	DeAre	D7/559
4,641,467 A *	2/1987	Dupuis, Jr.	52/297
5,009,412 A *	4/1991	Roodenburg et al.	472/59
D339,872 S *	9/1993	Landaluce-Echevarria ...	D25/26
5,327,694 A *	7/1994	Gamel et al.	52/834
D408,687 S *	4/1999	Chan	D7/594
5,946,880 A *	9/1999	Morrison et al.	52/309.1
D424,217 S *	5/2000	Beachy	D25/126
D442,161 S *	5/2001	Altamura	D14/207
D470,759 S *	2/2003	Thorne et al.	D9/641

(57) **CLAIM**

The ornamental design for a door entrance, as shown and described.


DESCRIPTION

FIG. 1 is a front perspective view for a door entrance showing my new and original design;
FIG. 2 is a front elevation view thereof;
FIG. 3 is a back elevation view thereof;
FIG. 4 is a right side elevation view thereof;
FIG. 5 is a left side elevation view thereof; and,
FIG. 6 is a top view thereof.

The broken lines showing of environment are for illustrative purposes only and form no part of the claimed design.

View of the bottom side of the door entrance has been omitted because such side is flat and devoid of surface ornamentation.

1 Claim, 5 Drawing Sheets



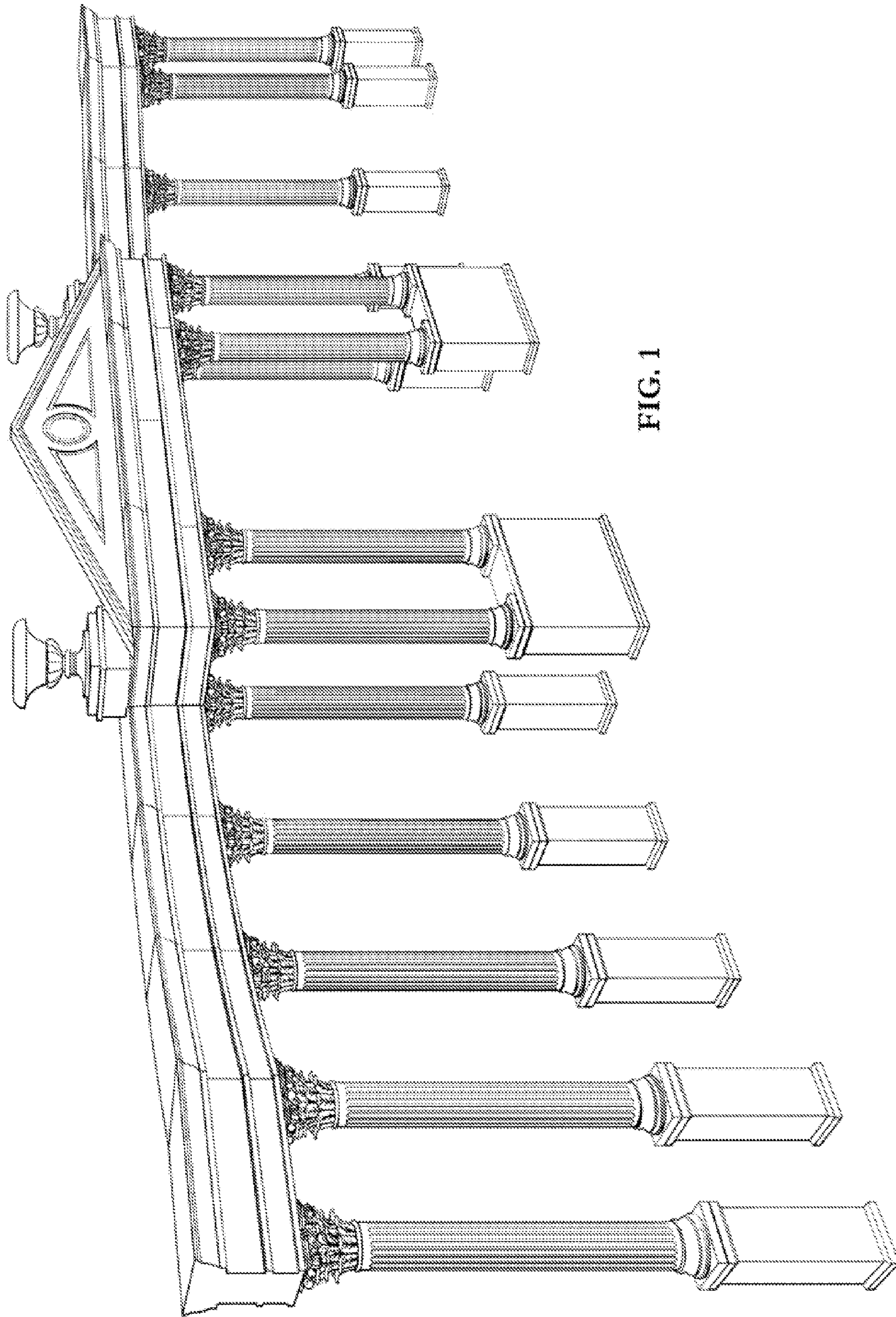


FIG. 1

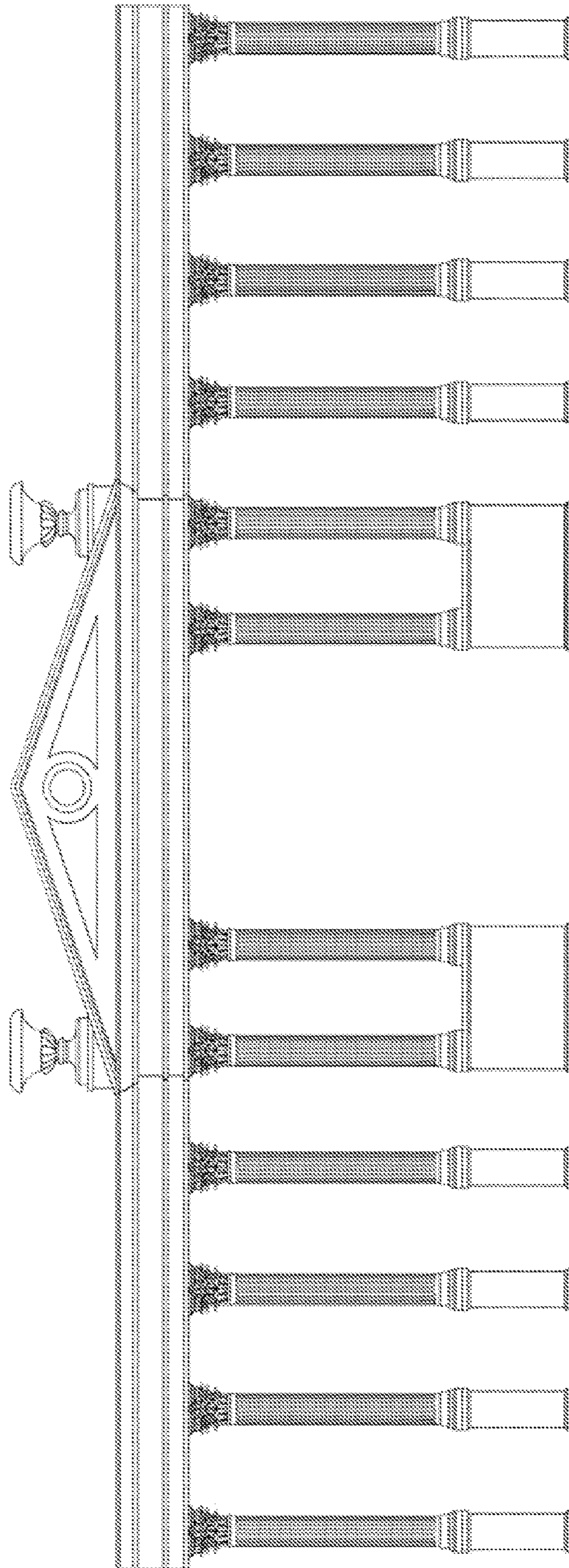


FIG. 2

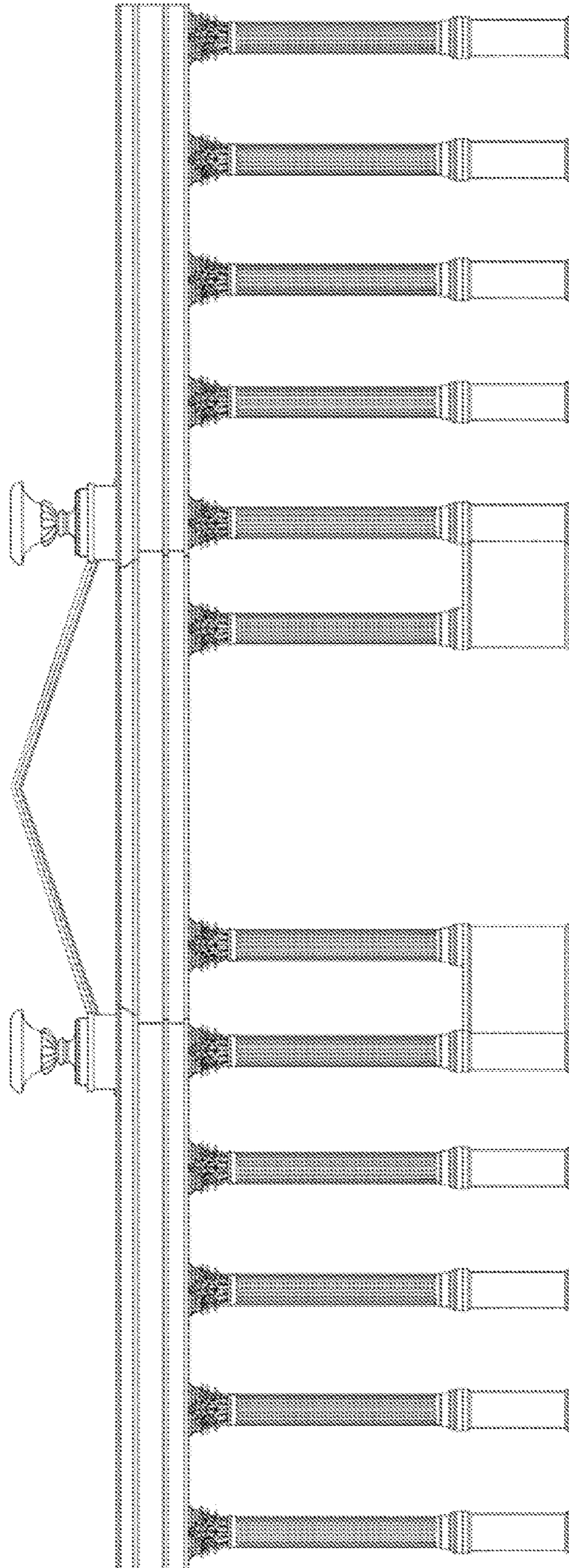


FIG. 3

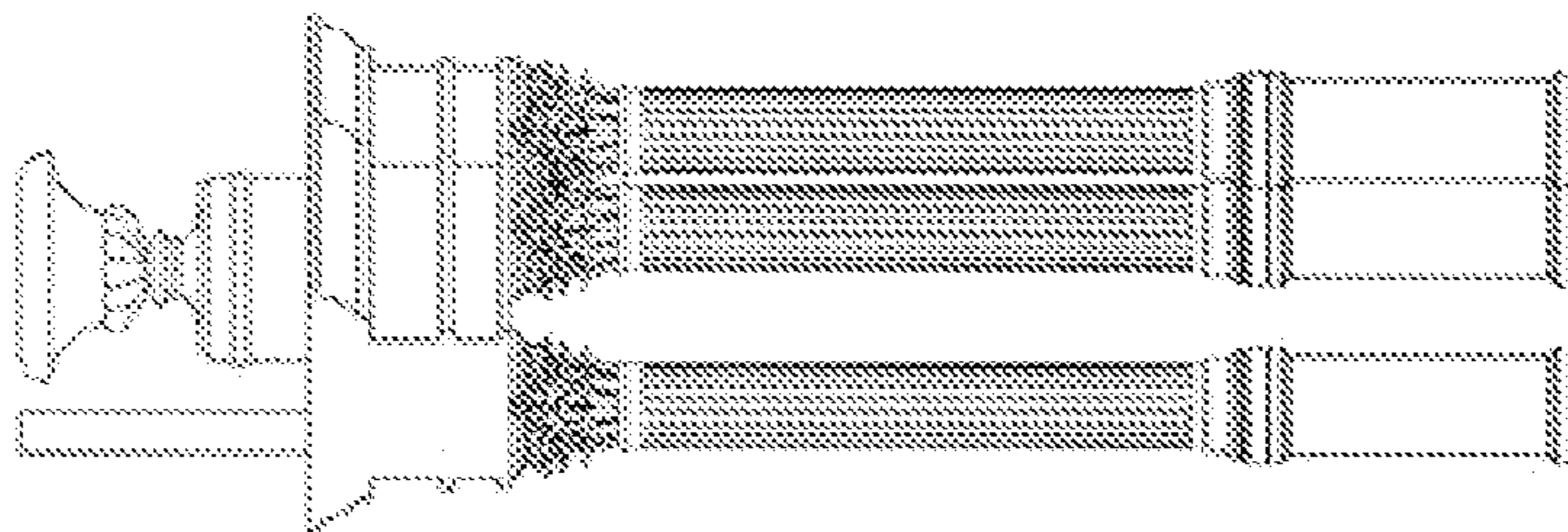


FIG. 5

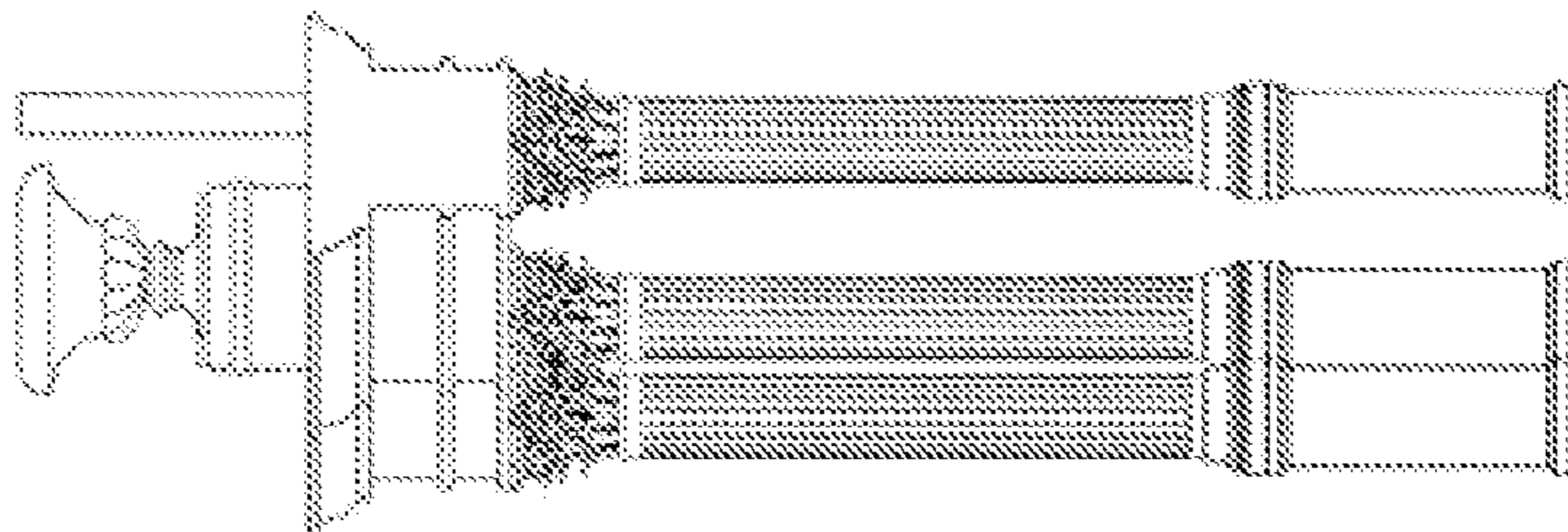


FIG. 4




FIG. 6