



US00D641875S

(12) **United States Design Patent**
Eichel et al.

(10) **Patent No.:** **US D641,875 S**
(45) **Date of Patent:** **** Jul. 19, 2011**

(54) **COSMETIC FACIAL TOOL**

(75) Inventors: **Pei Eichel**, Los Angeles, CA (US);
Jang-Chang Wang, Taipei (TW)

(73) Assignees: **Pei Eichel, Inc.**, Los Angeles, CA (US);
Jonder Industries Ltd., Taipei (TW)

(**) Term: **14 Years**

(21) Appl. No.: **29/354,253**

(22) Filed: **Jan. 21, 2010**

(51) **LOC (9) Cl.** **26-02**

(52) **U.S. Cl.** **D24/147; D24/146**

(58) **Field of Classification Search** D24/133,
D24/144, 146, 147, 107, 209, 200, 210; 606/1,
606/2, 9, 13, 131–133; D28/2, 52–62, 63
See application file for complete search history.

(56) **References Cited**

U.S. PATENT DOCUMENTS

4,899,748	A *	2/1990	Gross	606/133
D536,788	S *	2/2007	Trifilio	D24/133
D538,430	S *	3/2007	Ohta	D24/146
7,291,140	B2 *	11/2007	MacFarland et al.	606/9
D568,473	S *	5/2008	Ashiwa et al.	D24/146
D594,130	S *	6/2009	Scocimara et al.	D24/209
D621,950	S *	8/2010	Seki et al.	D24/209

D627,517	S *	11/2010	Ido	D28/45
2008/0027518	A1 *	1/2008	Island et al.	607/88
2009/0177210	A1 *	7/2009	Durso	606/133

* cited by examiner

Primary Examiner — Ian Simmons

Assistant Examiner — Carissa C Fitts

(74) *Attorney, Agent, or Firm* — Chan Law Group LLP

(57) **CLAIM**

The ornamental design for a cosmetic facial tool, as shown and described.

DESCRIPTION

FIG. 1 is a front perspective view of a cosmetic facial tool according to the design positioned in a base and having a cover;

FIG. 2 is a front perspective view thereof;

FIG. 3 is a front elevational view thereof;

FIG. 4 is a back elevational view thereof;

FIG. 5 is a right side elevational view thereof;

FIG. 6 is a left side elevational view thereof;

FIG. 7 is a top plan view thereof; and,

FIG. 8 is a bottom plan view thereof.

The broken lines shown in the drawings are for environmental purposes only and form no part of the claimed design.

1 Claim, 4 Drawing Sheets



FIG. 1



FIG. 2



FIG. 3

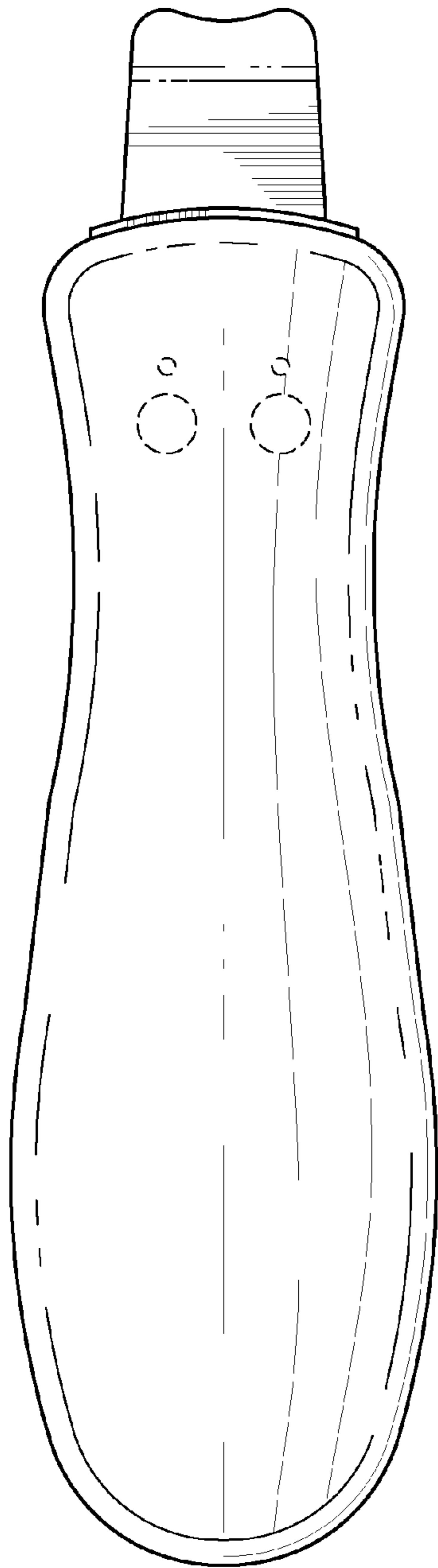


FIG. 4



FIG. 5

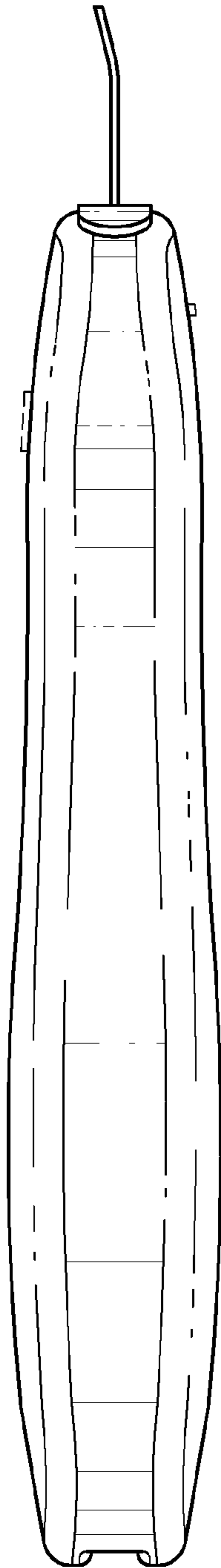


FIG. 6

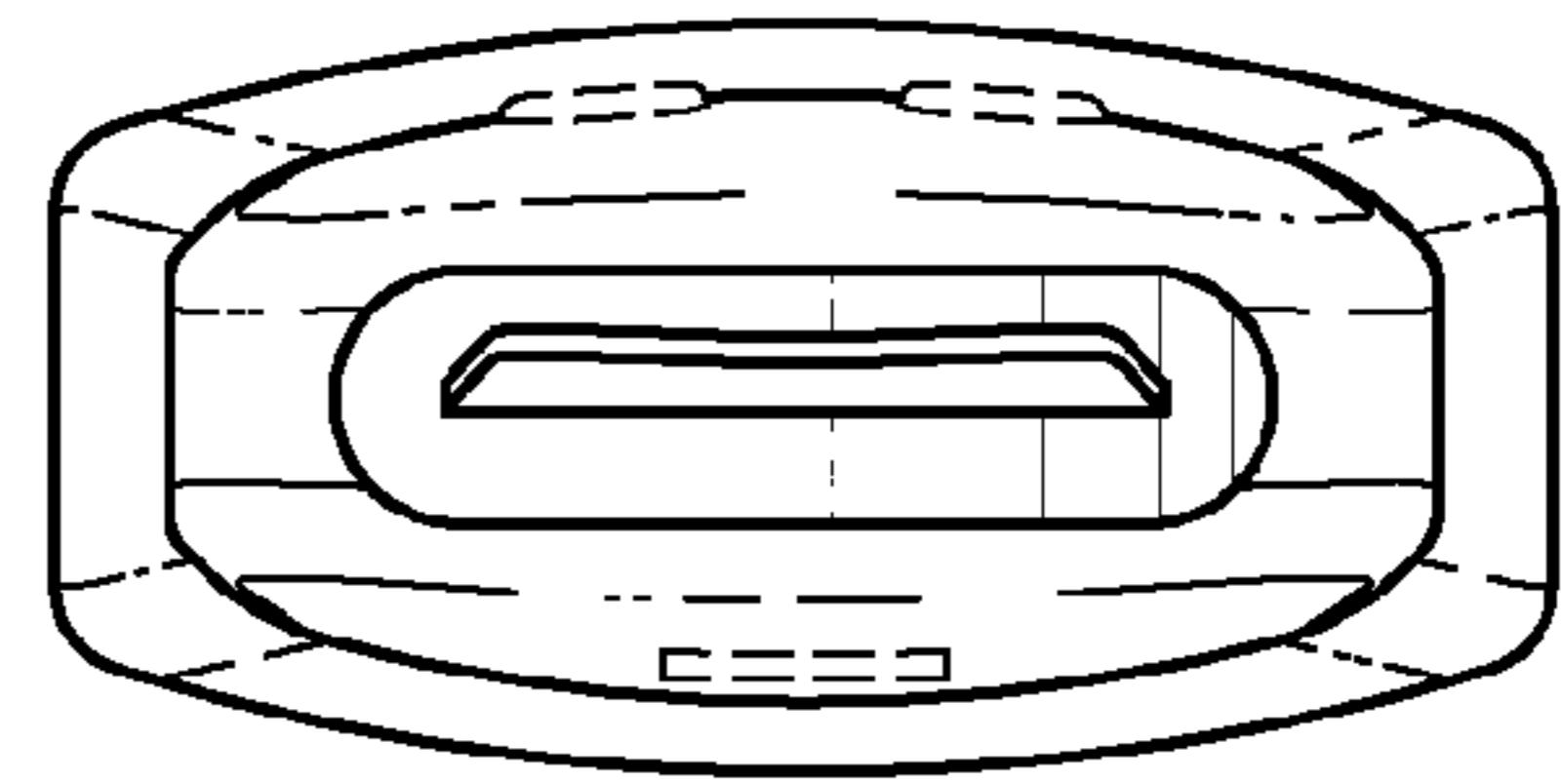
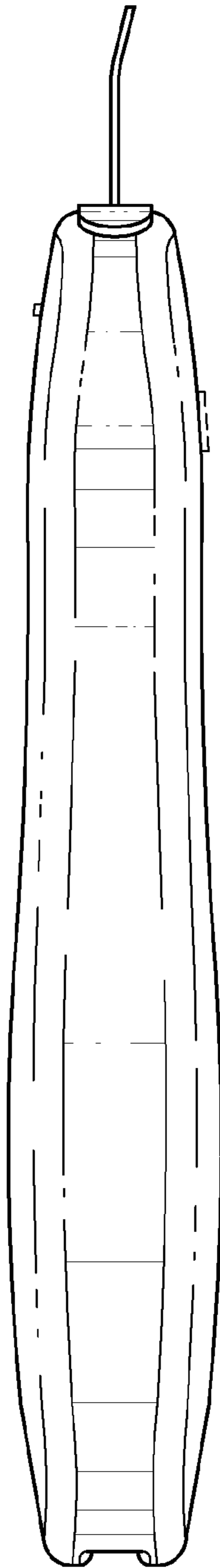


FIG. 7

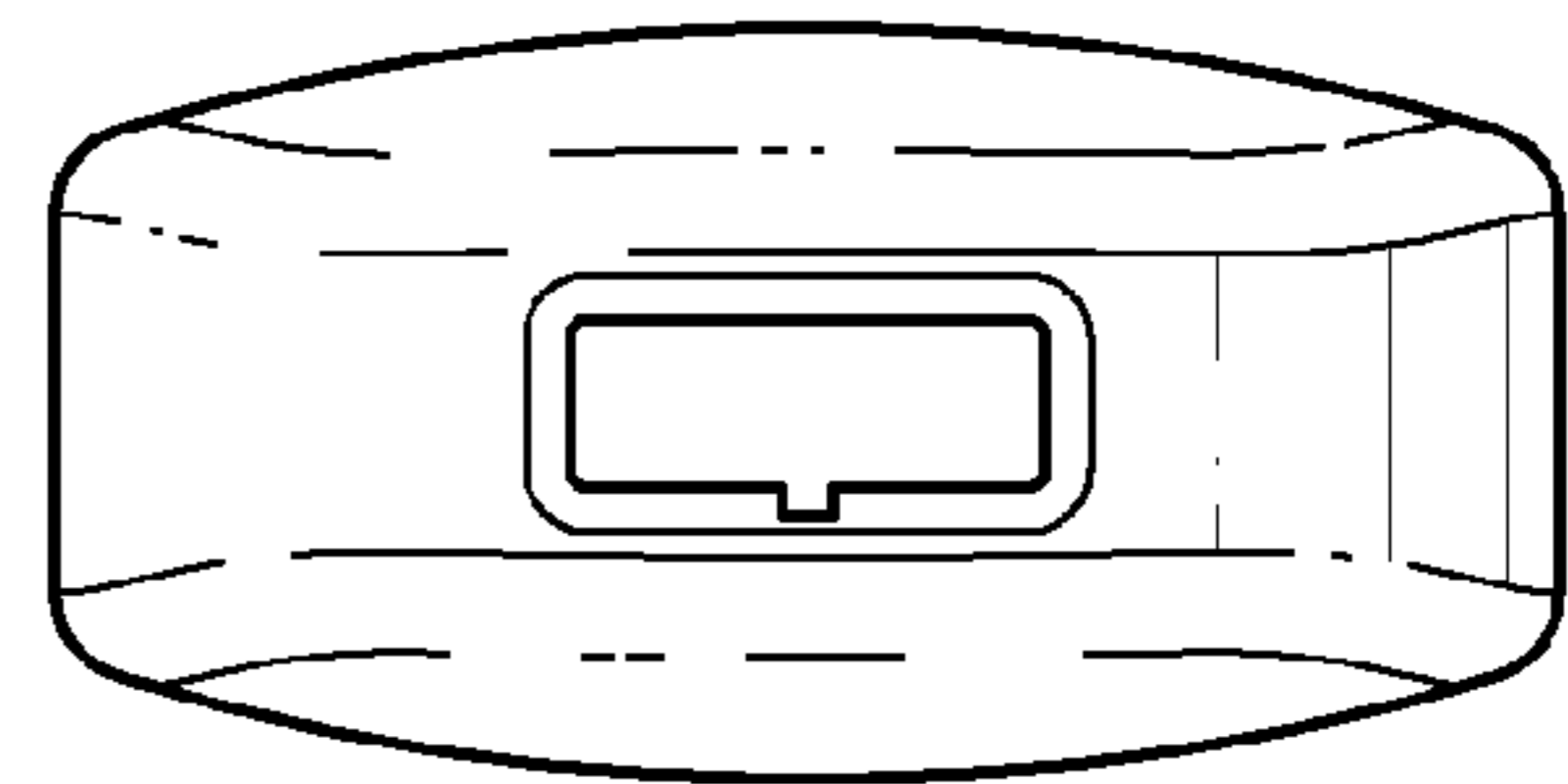


FIG. 8