



US00D641865S

(12) **United States Design Patent**  
**Phillips**

(10) **Patent No.:** **US D641,865 S**

(45) **Date of Patent:** **\*\* Jul. 19, 2011**

(54) **FLOSSING DEVICE**

(76) Inventor: **Veronica E. Phillips**, Deputy, IN (US)

(\*\*) Term: **14 Years**

(21) Appl. No.: **29/316,797**

(22) Filed: **Nov. 2, 2009**

(51) **LOC (9) Cl.** ..... **24-02**

(52) **U.S. Cl.** ..... **D24/119; D28/68**

(58) **Field of Classification Search** ..... D28/7,  
D28/8, 31, 56, 65-68, 73, 99; D24/119,  
D24/124, 133, 141, 152, 154, 211, 214, 215;  
433/141, 146-147; 132/108, 202, 208, 317,  
132/320, 321-329; D4/108, 111, 118, 131,  
D4/138, 128, 137; 15/159.1, 160, 206;  
401/202-207, 261-267, 196; D32/40, 51,  
D32/52; 606/162; 604/1-3, 19, 309, 73,  
604/540; 600/572

See application file for complete search history.

(56) **References Cited**

**U.S. PATENT DOCUMENTS**

1,406,509	A *	2/1922	Viol	.....	600/7
2,362,704	A *	11/1944	McGivern	.....	604/1
3,640,268	A *	2/1972	Davis	.....	600/572
4,324,262	A *	4/1982	Hall	.....	600/569
4,332,251	A *	6/1982	Thompson	.....	604/16
4,497,402	A	2/1985	Karos		
D294,404	S *	2/1988	Bellehumeur et al.	.....	D28/7
4,798,216	A	1/1989	McCarty et al.		
4,863,424	A *	9/1989	Blake et al.	.....	604/524
D304,094	S *	10/1989	Bennett	.....	D28/7
D308,120	S *	5/1990	Monheim	.....	D28/66

D324,137	S *	2/1992	Mendez	.....	D4/137
D334,287	S *	3/1993	Ingles	.....	D4/102
D337,889	S *	8/1993	Benson	.....	D4/102
D362,268	S *	9/1995	Williams et al.	.....	D19/35
D379,508	S *	5/1997	Hudson et al.	.....	D24/119
6,358,221	B1	3/2002	Waters et al.		
6,358,231	B1 *	3/2002	Schindler et al.	.....	604/289
6,589,196	B1	7/2003	Sephus		
6,595,939	B2	7/2003	Waters et al.		
D493,570	S *	7/2004	Phillips	.....	D28/7
6,768,040	B1 *	7/2004	Sessions et al.	.....	602/56
D517,208	S	3/2006	Evans-Gorden		
7,083,602	B1	8/2006	Jennison		
7,344,506	B2 *	3/2008	Scampini	.....	600/572
D567,367	S *	4/2008	Mongeon	.....	D24/112
D573,753	S *	7/2008	Tsaur	.....	D28/7

\* cited by examiner

*Primary Examiner* — Zenia Bennett

(74) *Attorney, Agent, or Firm* — Paul R. Martin

(57) **CLAIM**

The ornamental design for a flossing device, as shown and described.

**DESCRIPTION**

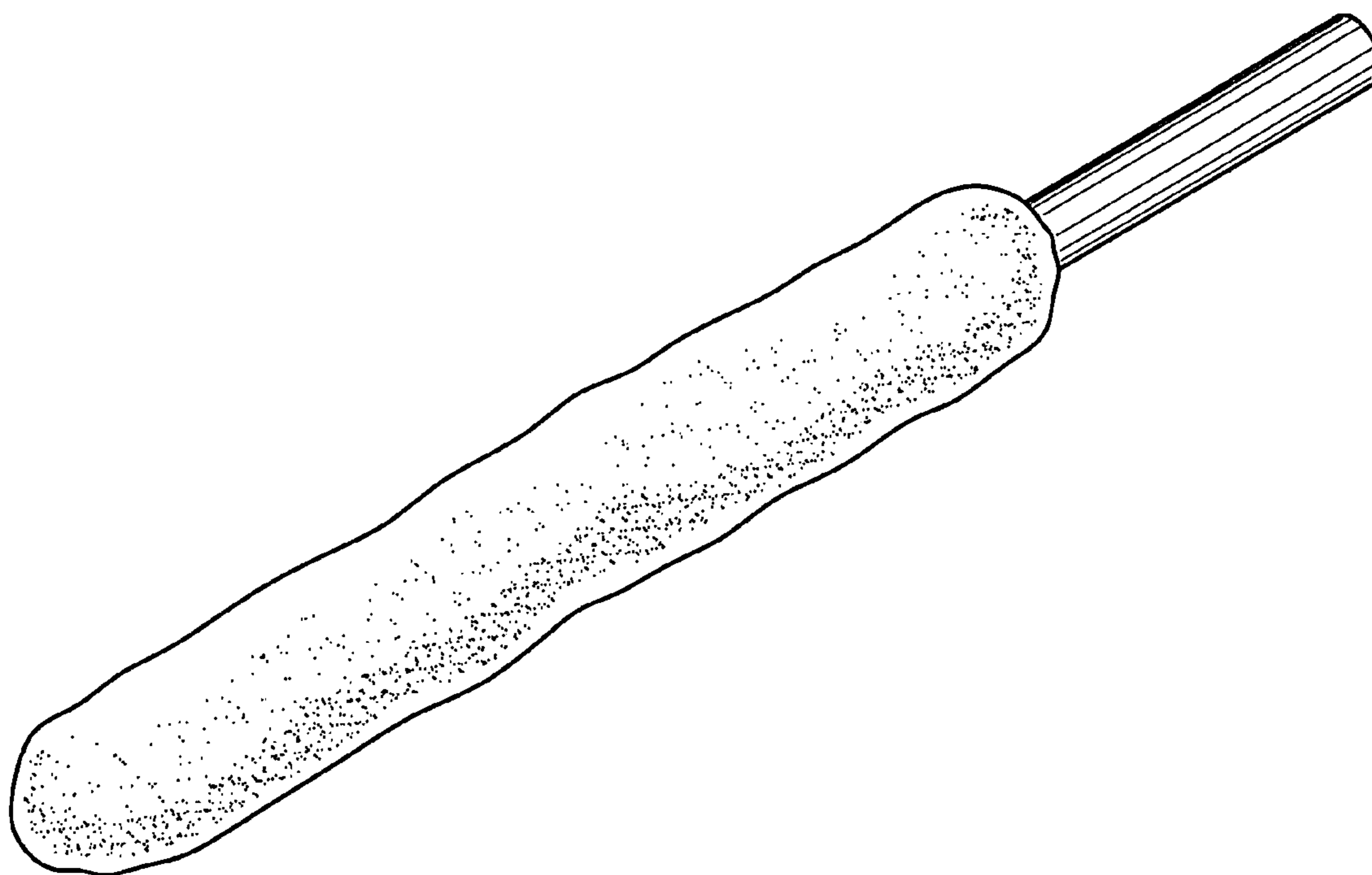
FIG. 1 is a perspective view of the flossing device of this invention.

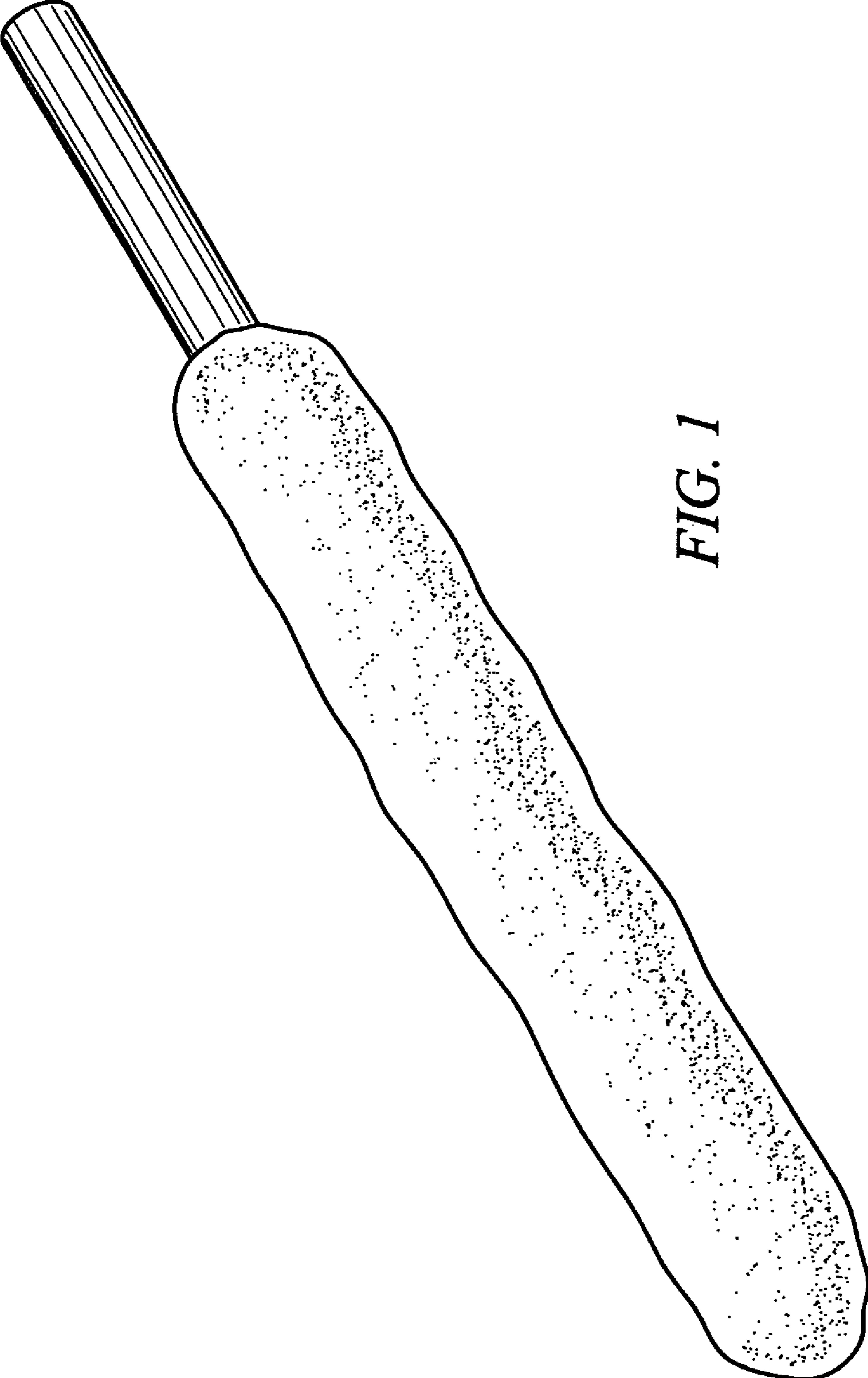
FIG. 2 is an elevational view of one side of the flossing device shown in FIG. 1. The opposite side is identical.

FIG. 3 is a rear end view of the flossing device shown in FIG. 1; and,

FIG. 4 is a front end view of the flossing device shown in FIG. 1.

**1 Claim, 2 Drawing Sheets**





*FIG. 1*




FIG. 2

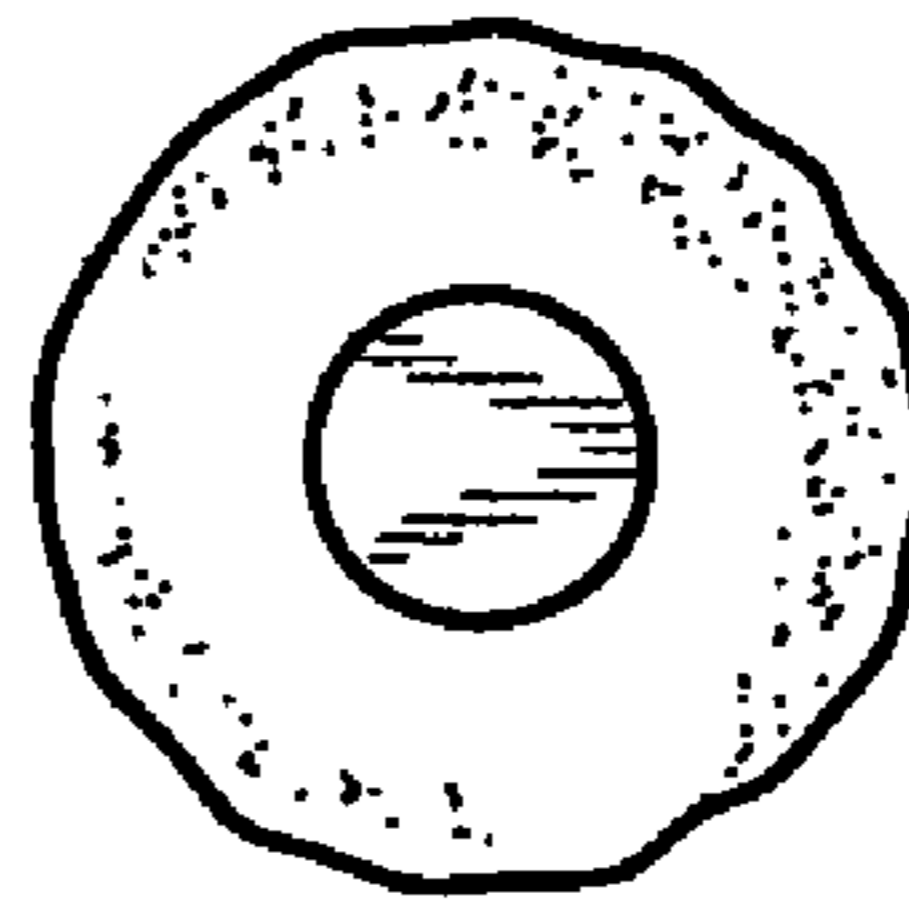


FIG. 3




FIG. 4