

US00D641863S

(12) **United States Design Patent**
Spengler

(10) **Patent No.:** **US D641,863 S**
(45) **Date of Patent:** **** Jul. 19, 2011**

(54) **TABLET**

(75) Inventor: **Reinhard Spengler**, Maxdorf (DE)

(73) Assignee: **Abbott GmbH & Co. KG**, Wiesbaden (DE)

(**) Term: **14 Years**

(21) Appl. No.: **29/375,432**

(22) Filed: **Sep. 22, 2010**

Related U.S. Application Data

(62) Division of application No. 29/301,994, filed on Mar. 26, 2008, now Pat. No. Des. 626,214.

(30) **Foreign Application Priority Data**

Sep. 27, 2007 (EM) 00797907-0001
Sep. 27, 2007 (EM) 00797907-0002
Sep. 27, 2007 (EM) 00797907-0003

(51) **LOC (9) Cl.** **28-01**

(52) **U.S. Cl.** **D24/103**

(58) **Field of Classification Search** D24/100-104;
D28/8.1, 8.2; 424/732, 439, 454, 464-468;
426/78; 606/162

See application file for complete search history.

(56) **References Cited**

U.S. PATENT DOCUMENTS

D31,133 S * 7/1899 Lantz D24/100
D56,478 S 10/1920 Shores
2,386,416 A 10/1945 Wilhelm
D201,497 S * 6/1965 Ninger D24/103
D202,392 S 9/1965 Horne
D202,467 S 10/1965 Guilmot
3,336,200 A 8/1967 Krause et al.
D216,307 S * 12/1969 Ninger D24/103

D220,956 S 6/1971 Roberts
D224,591 S * 8/1972 Roberts D24/103
D225,627 S 12/1972 Gomel et al.
3,723,614 A * 3/1973 Langauer 424/467
RE29,077 E * 12/1976 Geller 424/467
D260,477 S * 9/1981 Jones D8/98
D280,556 S * 9/1985 Mittleberg D24/102
D285,491 S 9/1986 Tovey
D286,449 S 10/1986 Tovey
D291,881 S 9/1987 Koushifas
4,735,805 A * 4/1988 Ni et al. 424/464
D298,061 S * 10/1988 Flury et al. D24/103
D299,275 S * 1/1989 Ott D24/103
4,824,677 A * 4/1989 Shah et al. 424/467
D309,035 S * 7/1990 Ni et al. D24/103
5,009,896 A * 4/1991 Becker 424/467
D334,420 S 3/1993 Gladfelter et al.

(Continued)

OTHER PUBLICATIONS

Office Action dated Jan. 14, 2010 for U.S. Appl. No. 29/301,994 (8 pages).

Primary Examiner — Ian Simmons

Assistant Examiner — Charles Hanson

(74) *Attorney, Agent, or Firm* — Lisa V. Mueller; Polsinelli Shughart PC

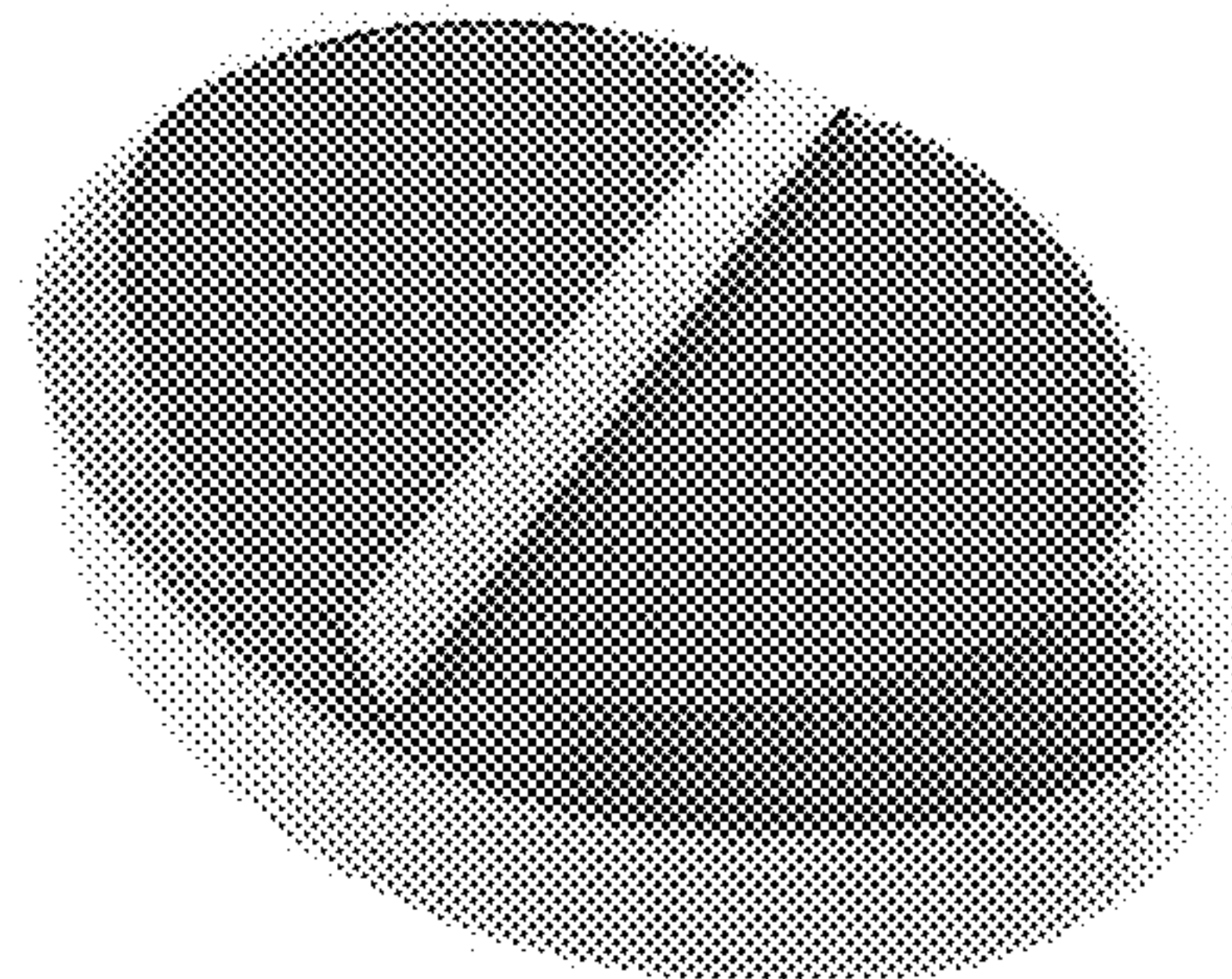

(57) **CLAIM**

The ornamental design for a tablet, as shown and described.

DESCRIPTION

FIG. 1 is a bottom plan view of the tablet;
FIG. 2 is a top plan view of the tablet;
FIG. 3 are end views of the tablet;
FIG. 4 is a right side view of the tablet, the left side being identical;
FIG. 5 is a perspective view of the bottom of the tablet; and,
FIG. 6 is a perspective view of the top of the tablet.

1 Claim, 2 Drawing Sheets



US D641,863 S

Page 2

U.S. PATENT DOCUMENTS

D334,421	S	3/1993	Gladfelter et al.			
5,562,920	A	10/1996	Demmer et al.			
D383,535	S *	9/1997	Bryan et al.	D24/103		
D408,910	S *	4/1999	Lundbom et al.	D24/101		
D434,492	S *	11/2000	Holland et al.	D24/103		
6,161,260	A	12/2000	Flewitt			
D440,650	S	4/2001	Hite et al.			
6,692,765	B1 *	2/2004	Spengler	424/467		
D589,606	S	3/2009	Schonewille			
D626,214	S *	10/2010	Spengler	D24/103		

* cited by examiner




Figure 1




Figure 2




Figure 3




Figure 4




Figure 5

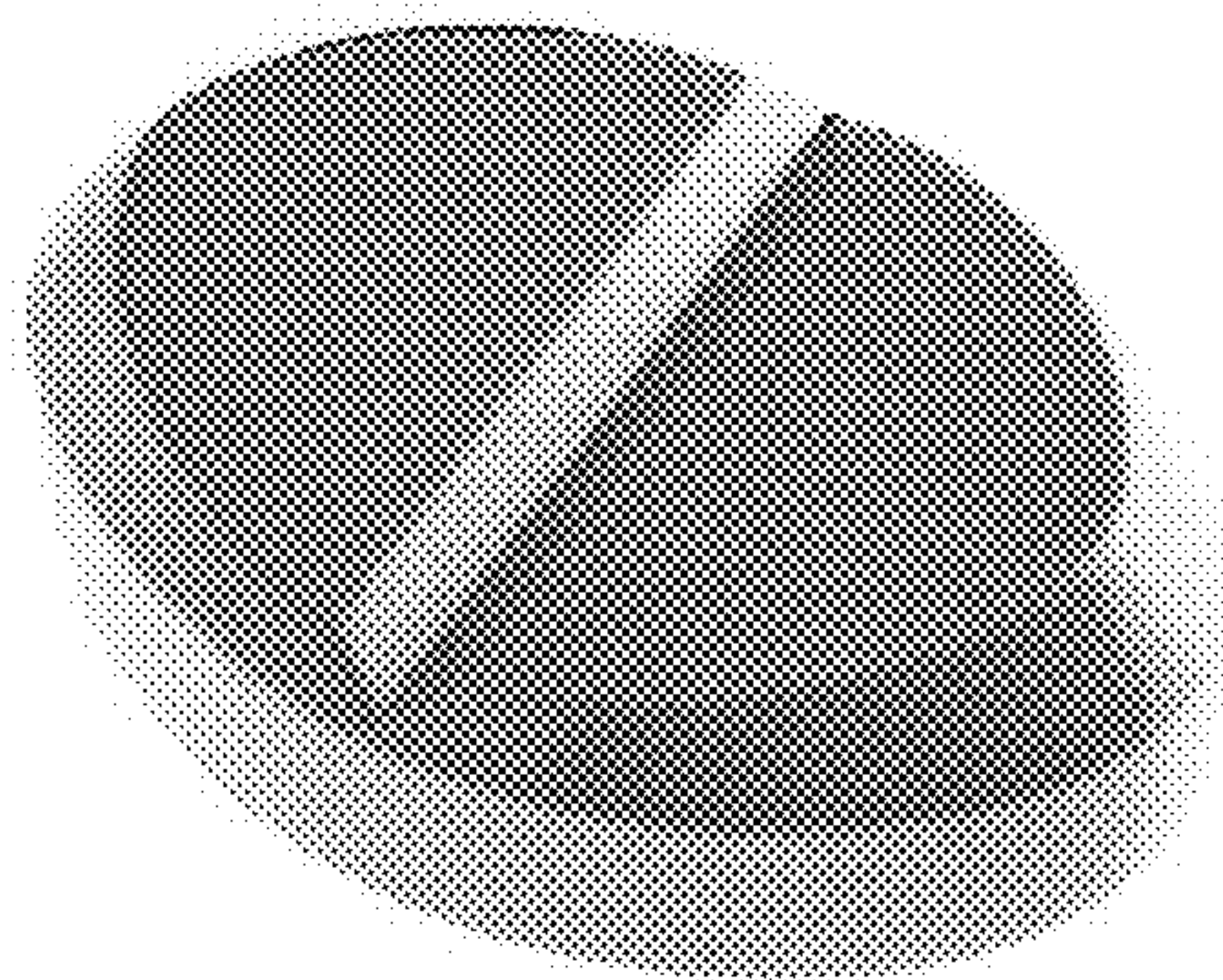


Figure 6