



US00D641851S

(12) **United States Design Patent**
Chouji

(10) **Patent No.:** **US D641,851 S**

(45) **Date of Patent:** **** Jul. 19, 2011**

(54) **AIR CONDITIONER**

(75) Inventor: **Masahiko Chouji**, Kusatsu (JP)

(73) Assignee: **Daikin Industries Ltd.**, Osaka (JP)

(**) Term: **14 Years**

(21) Appl. No.: **29/371,452**

(22) Filed: **Mar. 3, 2011**

(30) **Foreign Application Priority Data**

Oct. 26, 2010 (JP) 2010-025710

(51) **LOC (9) Cl.** **23-04**

(52) **U.S. Cl.** **D23/351**

(58) **Field of Classification Search** D23/351-354,
D23/385, 355, 357, 361; 312/236; 62/259.1,
62/259.4, 262-263, 304; 454/330-331, 349-350
See application file for complete search history.

(56) **References Cited**

U.S. PATENT DOCUMENTS

D469,525 S *	1/2003	Giugiaro	D23/351
D557,393 S *	12/2007	Yoo et al.	D23/351
D558,864 S *	1/2008	Yoo et al.	D23/351
D580,033 S *	11/2008	Seki	D23/351

D580,034 S *	11/2008	Seki	D23/351
D593,666 S *	6/2009	Nakamura	D23/351
D593,668 S *	6/2009	Seki	D23/351
D594,538 S *	6/2009	Tsuji	D23/351
D605,269 S *	12/2009	Wagner et al.	D23/351

* cited by examiner

Primary Examiner — Brian N Vinson

(74) *Attorney, Agent, or Firm* — Manabu Kanesaka

(57) **CLAIM**

The ornamental design for an air conditioner, as shown and described.

DESCRIPTION

FIG. 1 is a front, bottom, and right side perspective view of an air conditioner showing our new design; FIG. 2 is a front elevational view thereof; FIG. 3 is a rear elevational view thereof; FIG. 4 is a top plan view thereof; FIG. 5 is a bottom plan view thereof; FIG. 6 is a left side elevational view thereof; FIG. 7 is a right side elevational view thereof; and, FIG. 8 is a vertical cross-sectional view thereof taken along line 8-8 in FIG. 2, with the broken-line disclosure understood to show internal elements which are part of the article in which the claimed design is embodied, but which form no part of the claimed design.

1 Claim, 6 Drawing Sheets

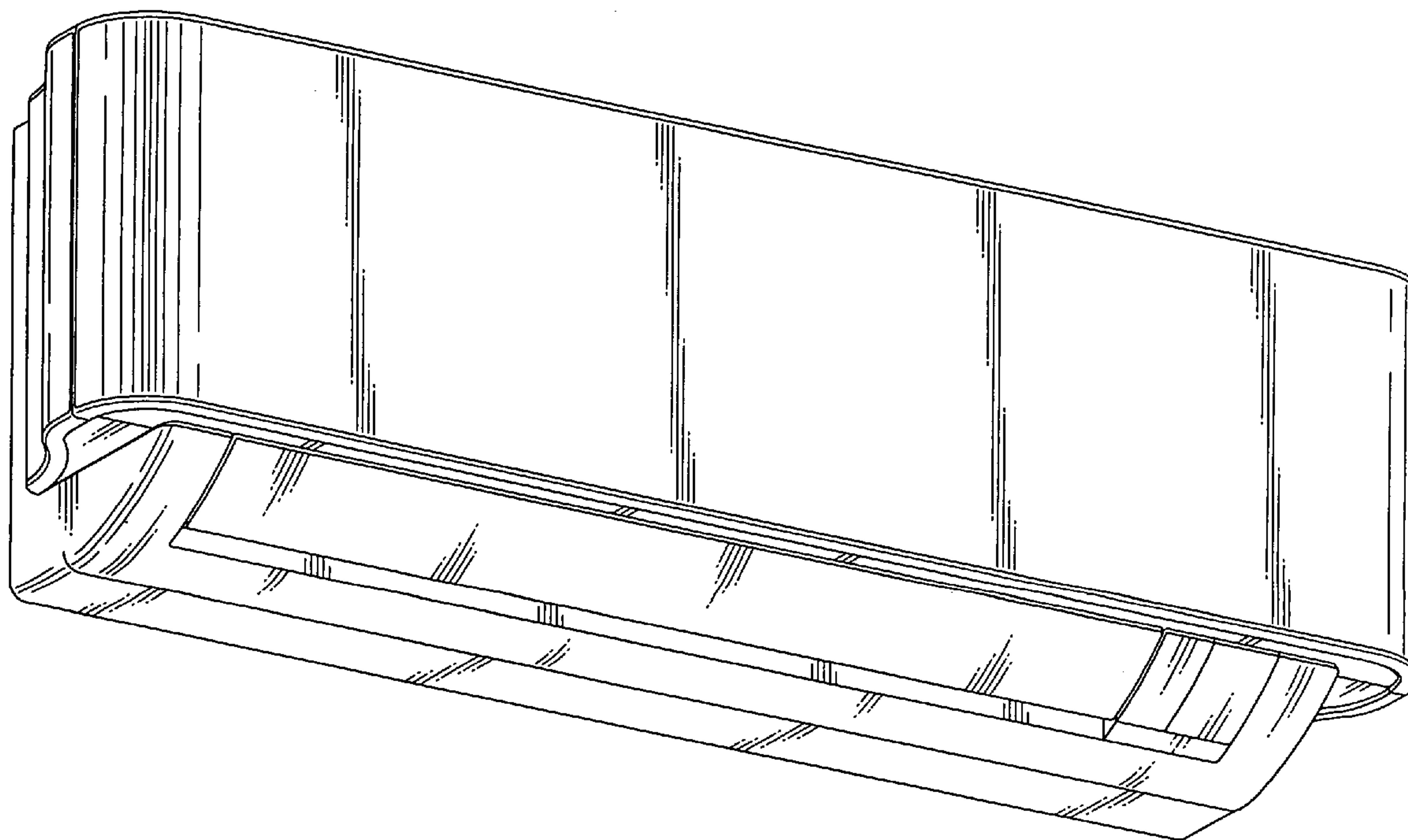


Fig. 1

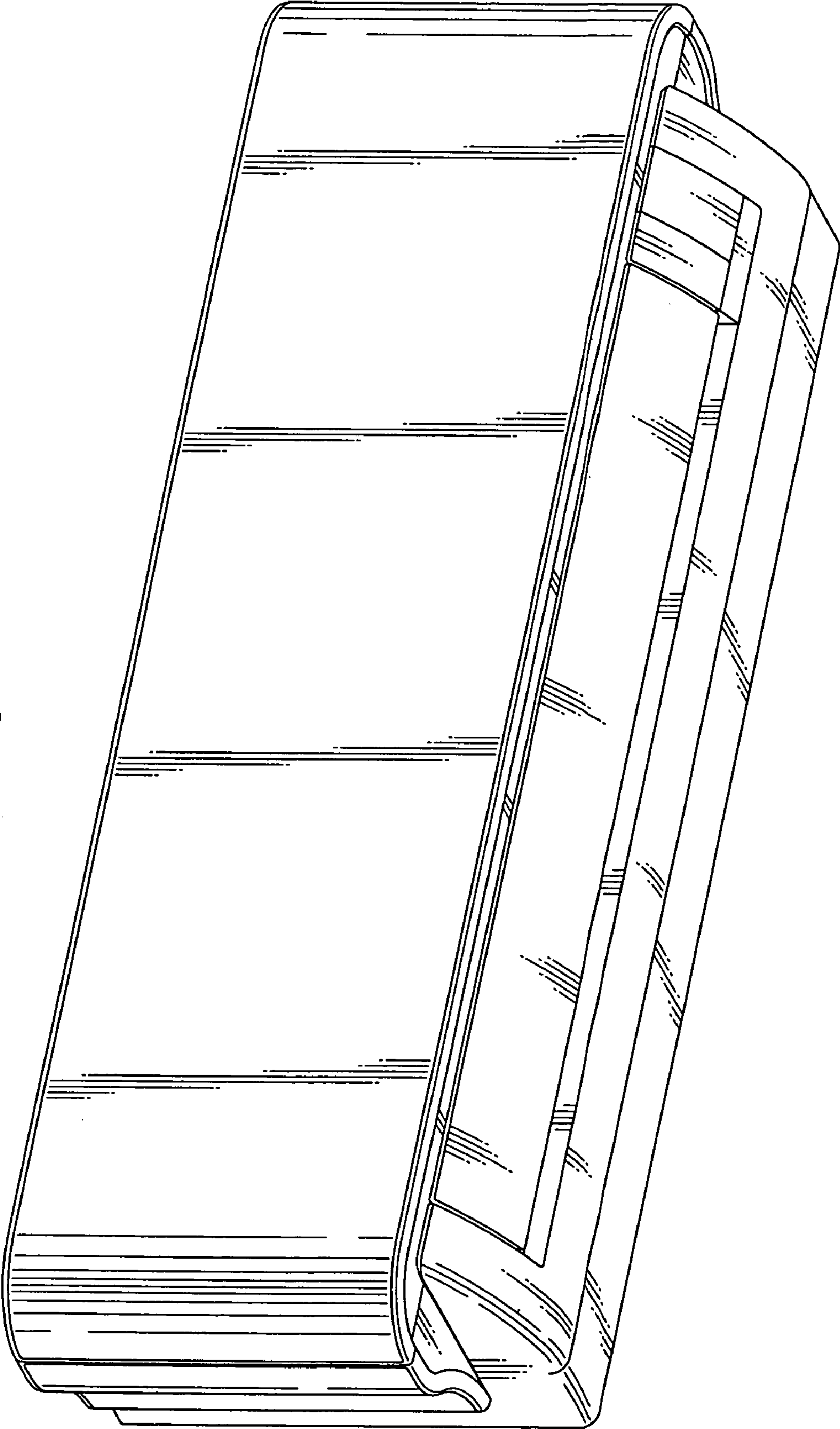


Fig. 2

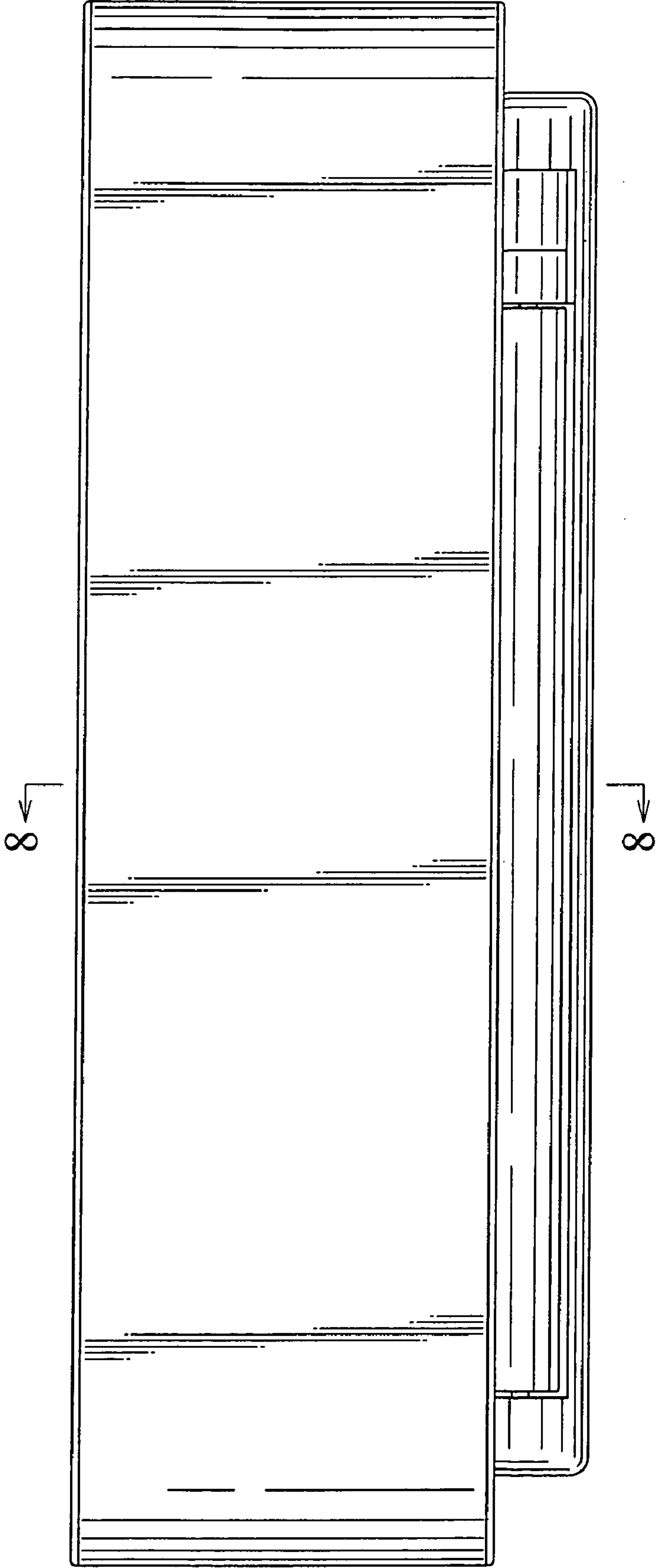


Fig. 3




Fig. 4

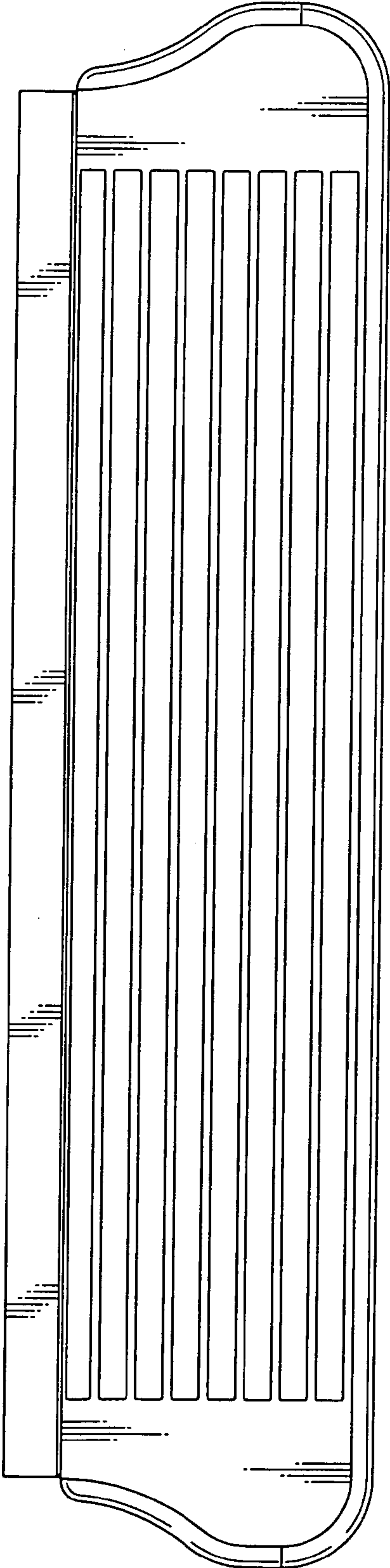


Fig. 5

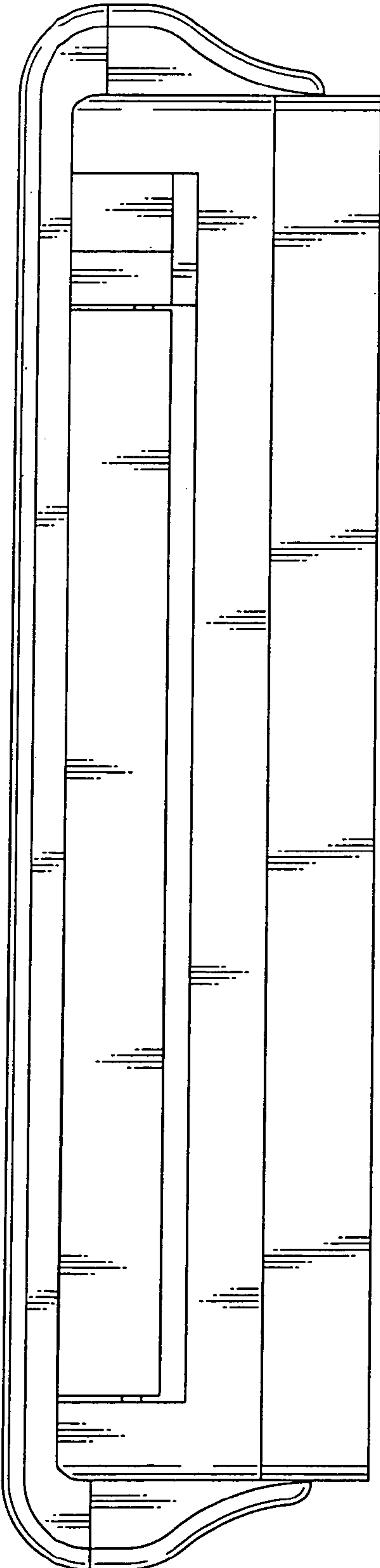


Fig. 7




Fig. 6




Fig. 8

