



US00D641849S

(12) **United States Design Patent**
Saitou et al.

(10) **Patent No.:** **US D641,849 S**

(45) **Date of Patent:** **** Jul. 19, 2011**

(54) **AIR CONDITIONER**

(75) Inventors: **Yumi Saitou**, Kusatsu (JP); **Masahiko Chouji**, Kusatsu (JP)

(73) Assignee: **Daikin Industries Ltd.**, Osaka (JP)

(**) Term: **14 Years**

(21) Appl. No.: **29/371,262**

(22) Filed: **Dec. 16, 2010**

(30) **Foreign Application Priority Data**

Dec. 1, 2010 (JP) 2010-028696

(51) **LOC (9) Cl.** **23-04**

(52) **U.S. Cl.** **D23/351**

(58) **Field of Classification Search** D23/351-354,
D23/385, 355, 357, 361; 312/236; 62/259.1,
62/259.4, 262-263, 304; 454/330-331, 349-350
See application file for complete search history.

(56) **References Cited**

U.S. PATENT DOCUMENTS

D341,879 S	*	11/1993	Takasuna et al.	D23/351
D502,255 S	*	2/2005	Kim	D23/351
D557,393 S	*	12/2007	Yoo et al.	D23/351
D591,410 S	*	4/2009	Kashimoto	D23/351
D605,269 S	*	12/2009	Wagner et al.	D23/351

D618,778 S	*	6/2010	Kuepper et al.	D23/351
D619,236 S	*	7/2010	Schlag et al.	D23/351
D621,921 S	*	8/2010	Ishida et al.	D23/351
D623,281 S	*	9/2010	Ishida et al.	D23/351
D627,043 S	*	11/2010	Tanaka et al.	D23/351

* cited by examiner

Primary Examiner — Brian N Vinson

(74) *Attorney, Agent, or Firm* — Manabu Kanesaka

(57) **CLAIM**

The ornamental design for an air conditioner, as shown described.

DESCRIPTION

FIG. 1 is a front, bottom, and right side perspective view of an air conditioner showing our new design; FIG. 2 is a front elevational view thereof; FIG. 3 is a top plan view thereof; FIG. 4 is a bottom plan view thereof; FIG. 5 is a left side elevational view thereof; FIG. 6 is a right side elevational view thereof; FIG. 7 is a rear elevational view thereof; and, FIG. 8 is an enlarged vertical cross-sectional view thereof taken along line 8-8 in FIG. 2, with the broken-line disclosure understood to show internal elements which are part of the article in which the claimed design is embodied, but which form no part of the claimed design.

1 Claim, 6 Drawing Sheets

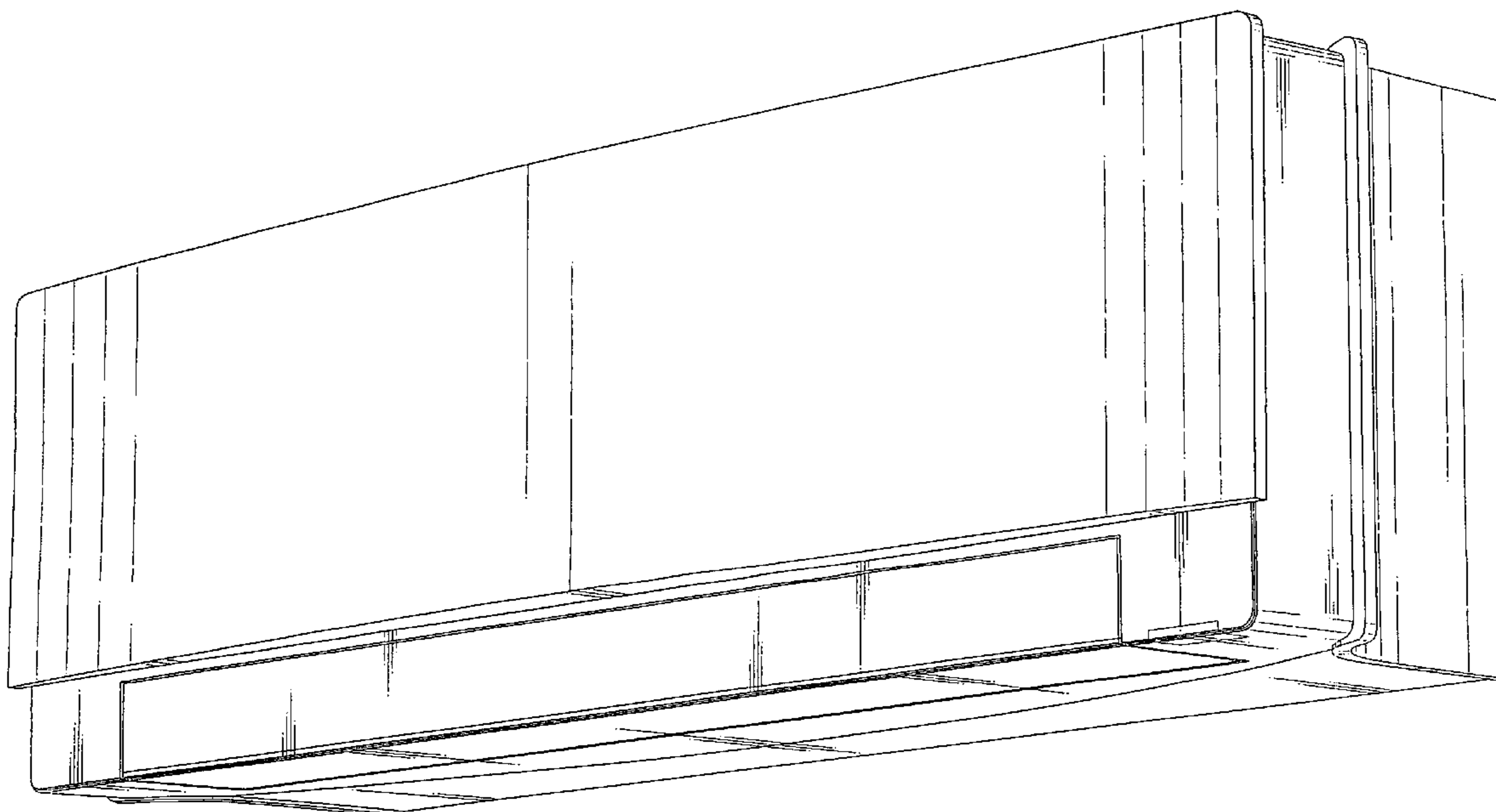


Fig. 1

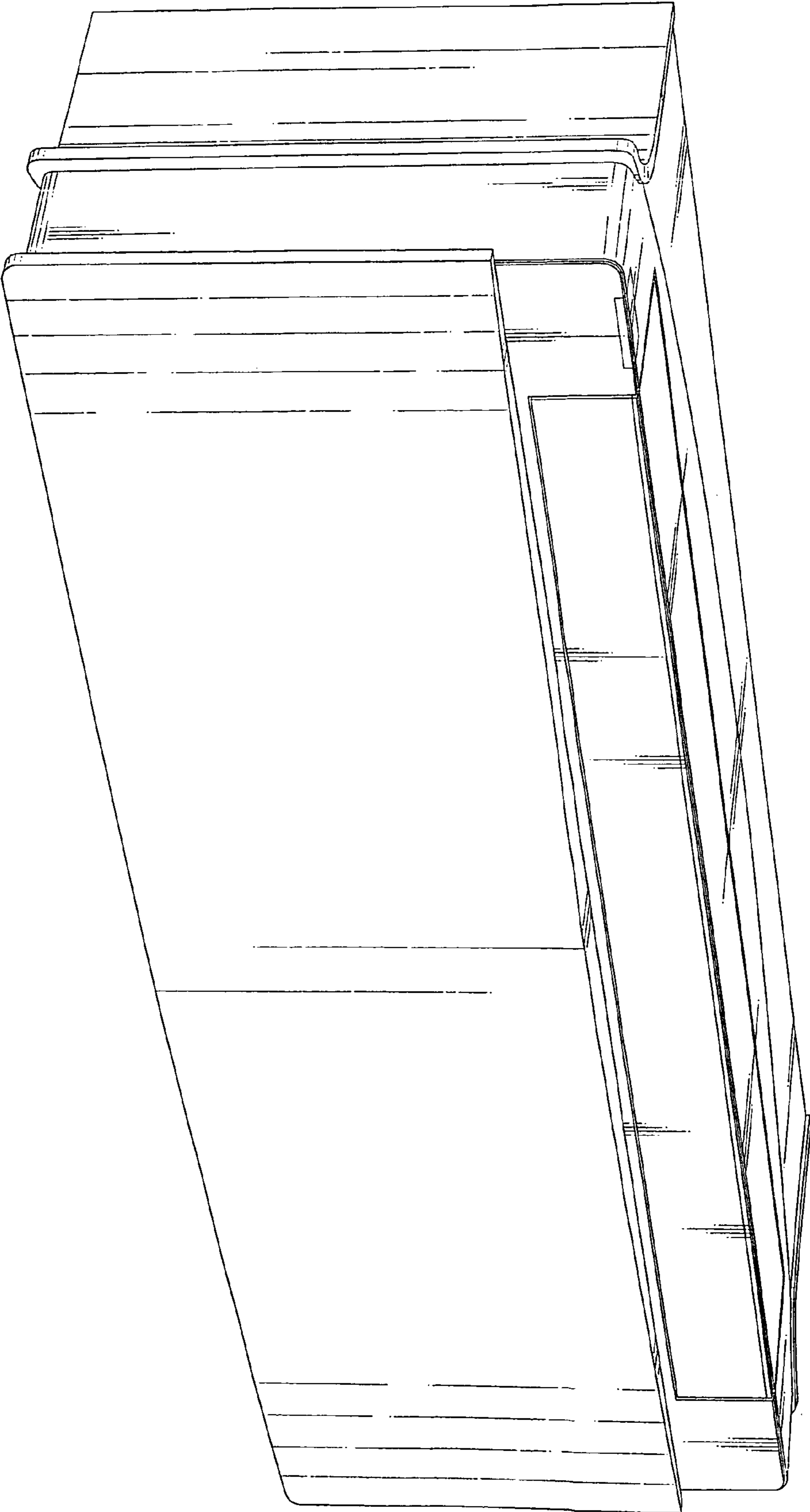



Fig. 2

8 ↙



8 ↙

Fig. 3

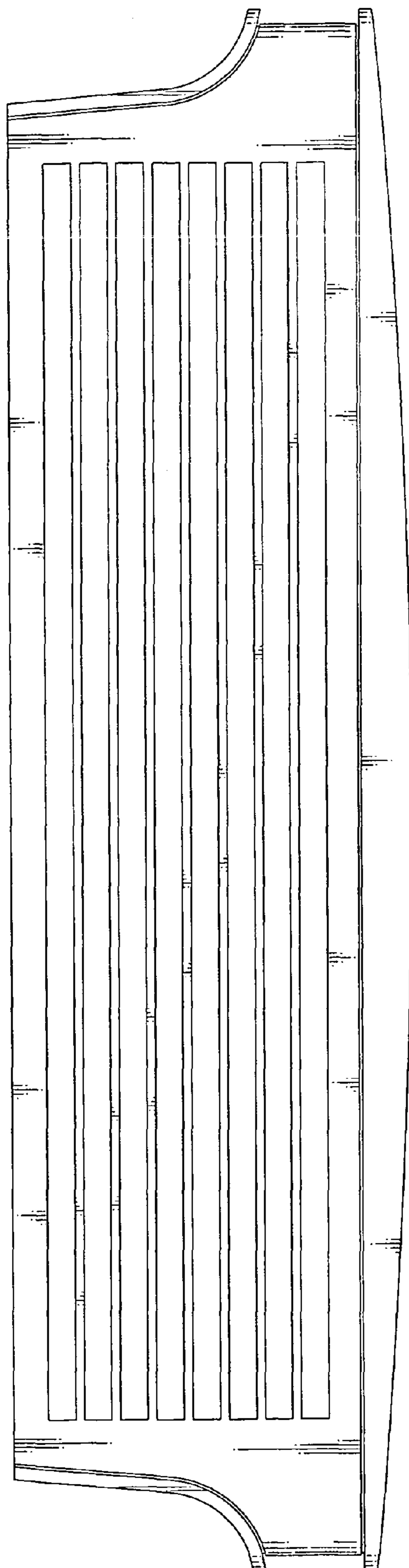


Fig. 4

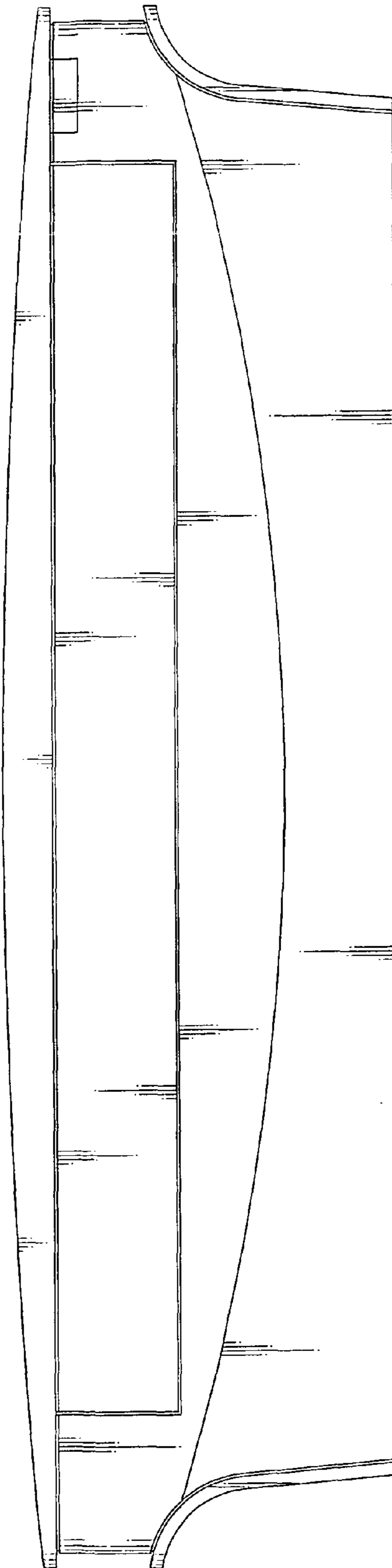


Fig. 6




Fig. 5




Fig. 7




Fig. 8

