



US00D641822S

(12) **United States Design Patent**
Corbin et al.

(10) **Patent No.:** **US D641,822 S**
(45) **Date of Patent:** **** Jul. 19, 2011**

(54) **GOLF FLAG STICK SUPPORT**

(76) Inventors: **Edward Corbin**, St. Joseph, MO (US);
Rodney O. Stephensen, St. Joseph, MO (US)

(**) Term: **14 Years**

(21) Appl. No.: **29/365,336**

(22) Filed: **Aug. 20, 2010**

(51) **LOC (9) Cl.** **21-02**

(52) **U.S. Cl.** **D21/796**

(58) **Field of Classification Search** D21/789,
D21/796; D22/147; 47/41, 42, 44, 39, 14;
43/21.2, 19.2, 15; D11/166, 182, 183
See application file for complete search history.

(56) **References Cited**

U.S. PATENT DOCUMENTS

D59,875	S	*	11/1921	Selisnik	D11/182
2,438,388	A	*	3/1948	Dolk	D11/166
4,043,070	A	*	8/1977	Lamothe	43/21.2
4,550,520	A	*	11/1985	Bogue	43/21.2
D290,099	S	*	6/1987	Andersson	D11/182
4,854,069	A	*	8/1989	Smith et al.	43/21.2
D335,695	S	*	5/1993	Beck	D21/796
5,245,780	A	*	9/1993	Hansen et al.	43/21.2
D349,545	S	*	8/1994	Cehovin et al.	D21/796
D364,439	S	*	11/1995	Ragusin	D21/796
5,533,295	A	*	7/1996	Hochberger	43/21.2
D400,611	S	*	11/1998	Schoenbeck	D21/796

D401,295	S	*	11/1998	Young	D21/796
D410,270	S	*	5/1999	Summers	D21/796
5,992,080	A	*	11/1999	Allen	43/19.2
D431,277	S	*	9/2000	Mitchell	D22/147
D483,425	S	*	12/2003	Rider	D21/796
D489,118	S	*	4/2004	Preiss	D22/147
D529,977	S	*	10/2006	Chappell	D21/796
7,159,354	B1	*	1/2007	White	43/21.2
D550,801	S	*	9/2007	Valiante	D21/796
D564,614	S	*	3/2008	Valiante	D21/796
D620,542	S	*	7/2010	Sheffield	D21/796

* cited by examiner

Primary Examiner — Mitchell Siegel

(74) *Attorney, Agent, or Firm* — Husch Blackwell LLP

(57) **CLAIM**

The ornamental design for a golf flag stick support, as shown and described.

DESCRIPTION

FIG. 1 is a perspective view of the golf flag stick support in an extended position;

FIG. 2 is a rear elevational view of the golf flag stick support; FIG. 3 is a front elevational view of the device shown in FIG. 1;

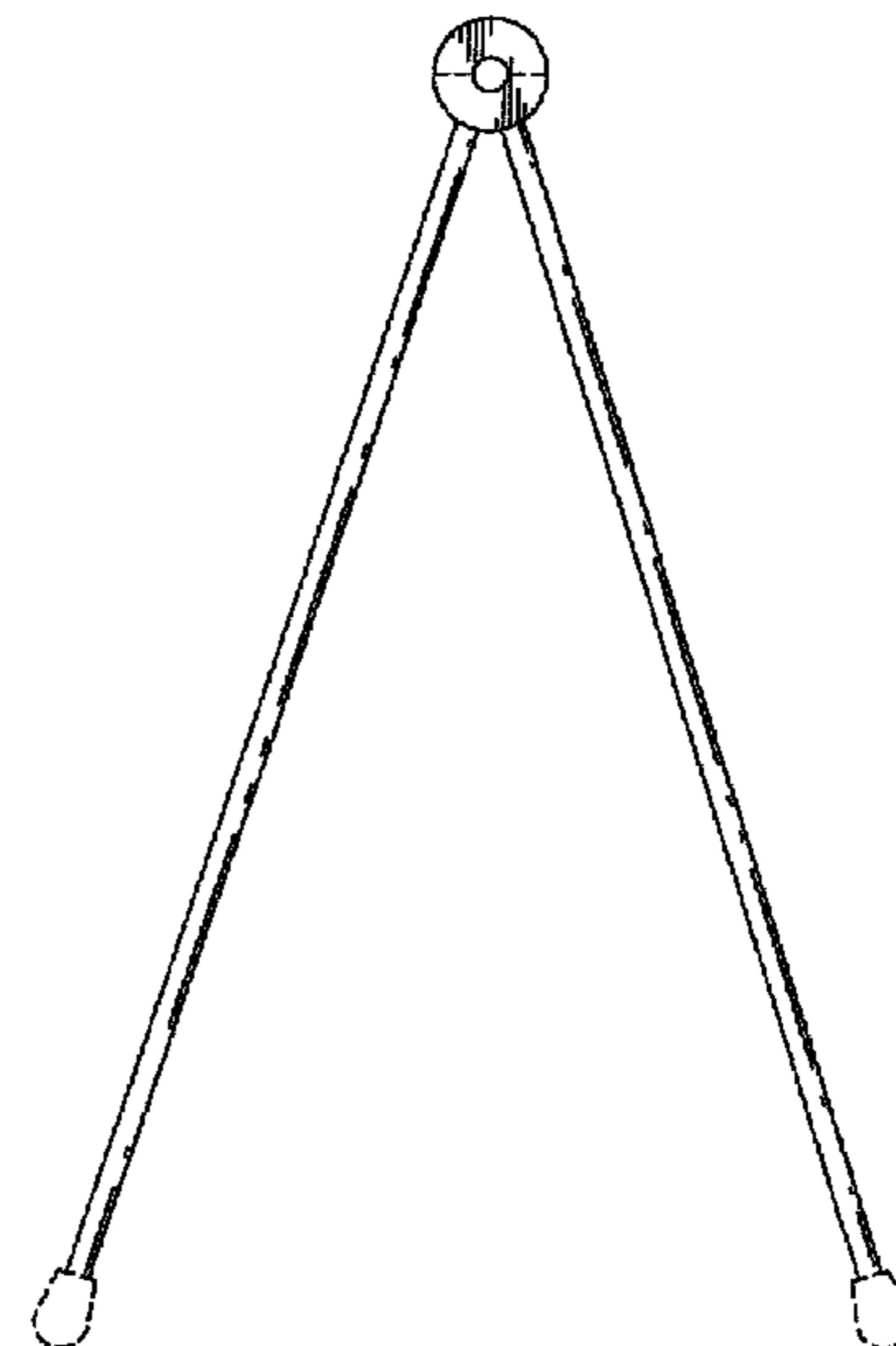
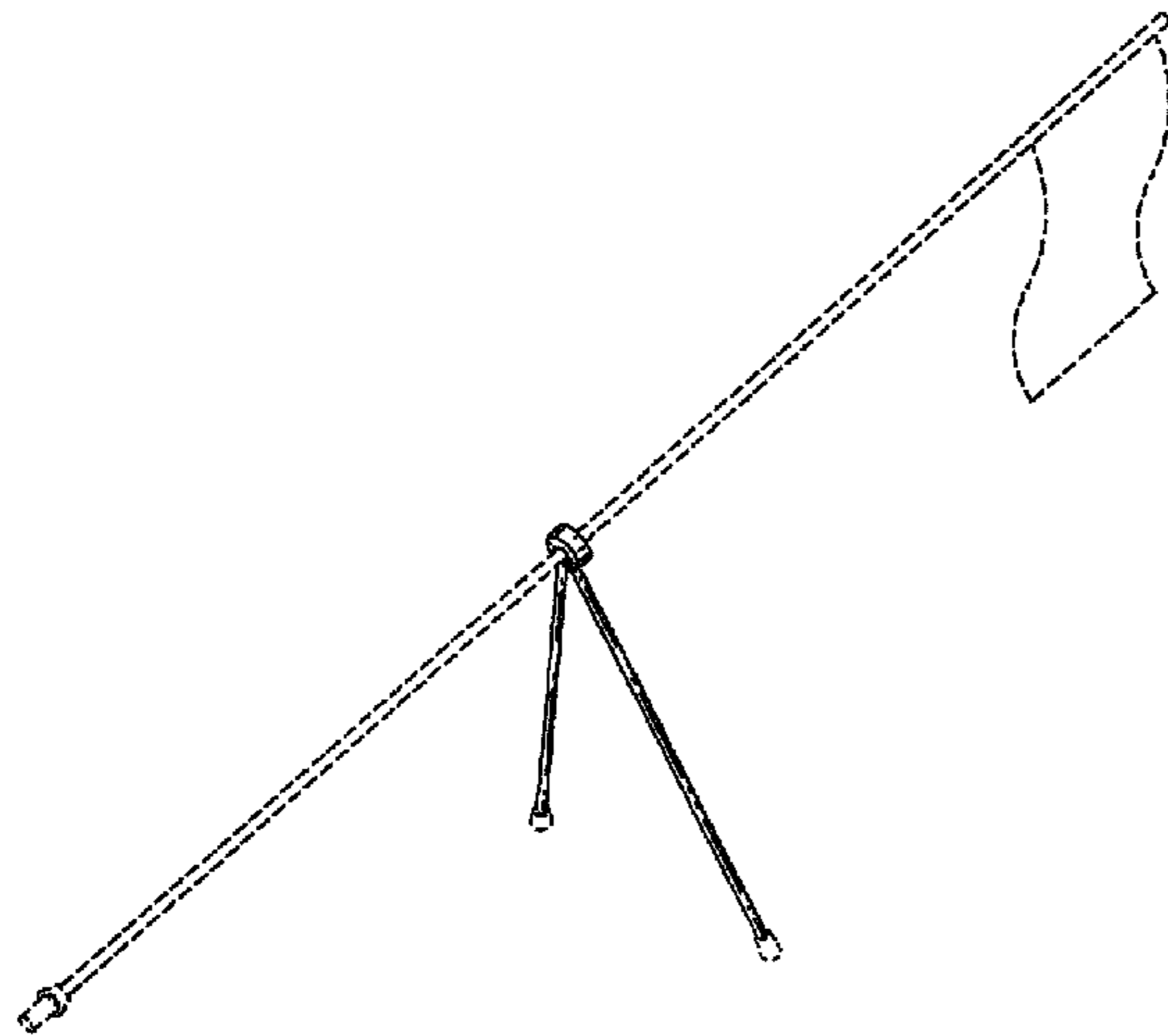
FIG. 4 is a side elevational view of FIG. 3;

FIG. 5 is a top plain view; and,

FIG. 6 is a bottom view.

The features shown in broken lines depict environmental subject matter only and form no part of the claimed design.

1 Claim, 2 Drawing Sheets



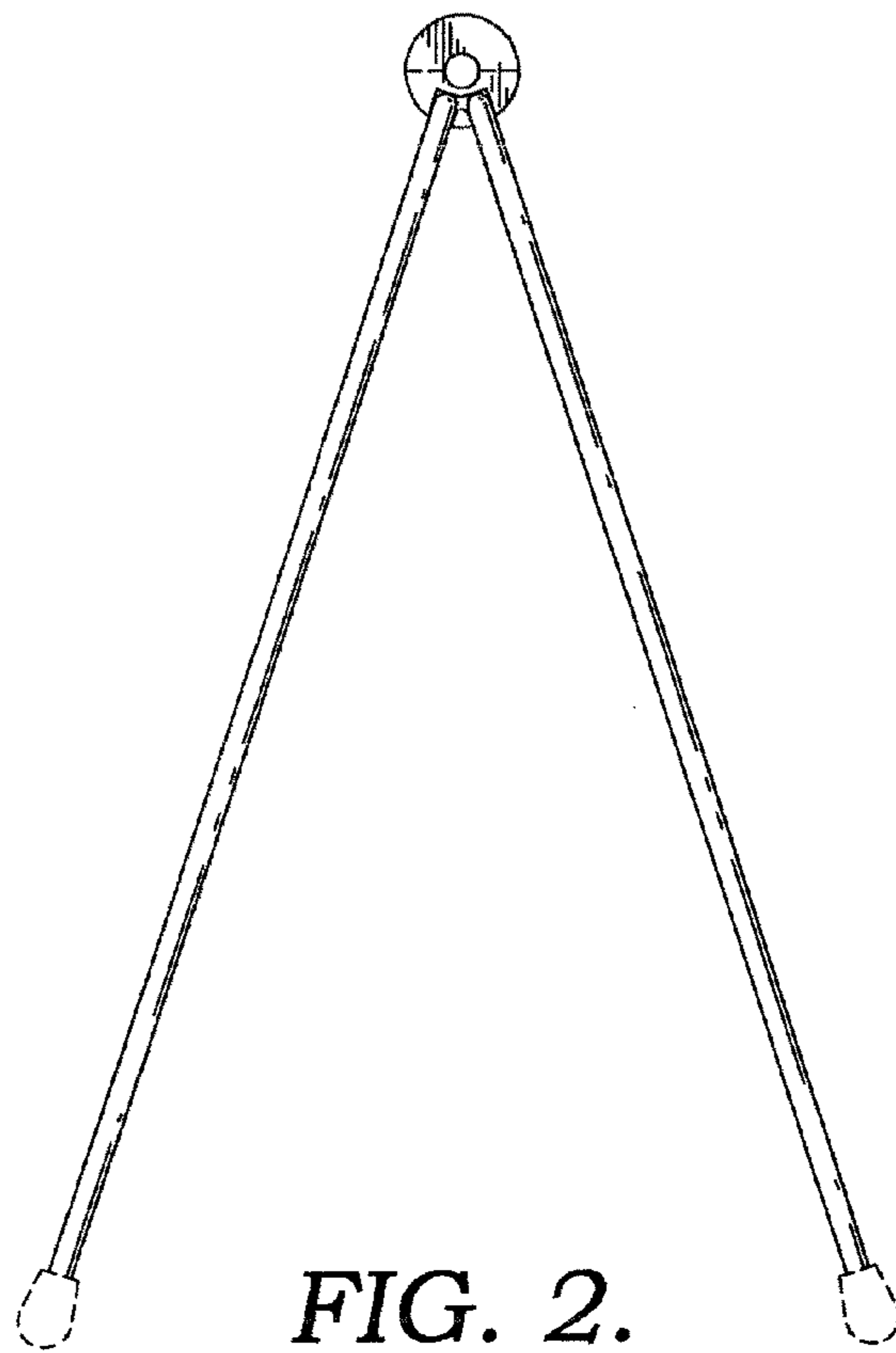
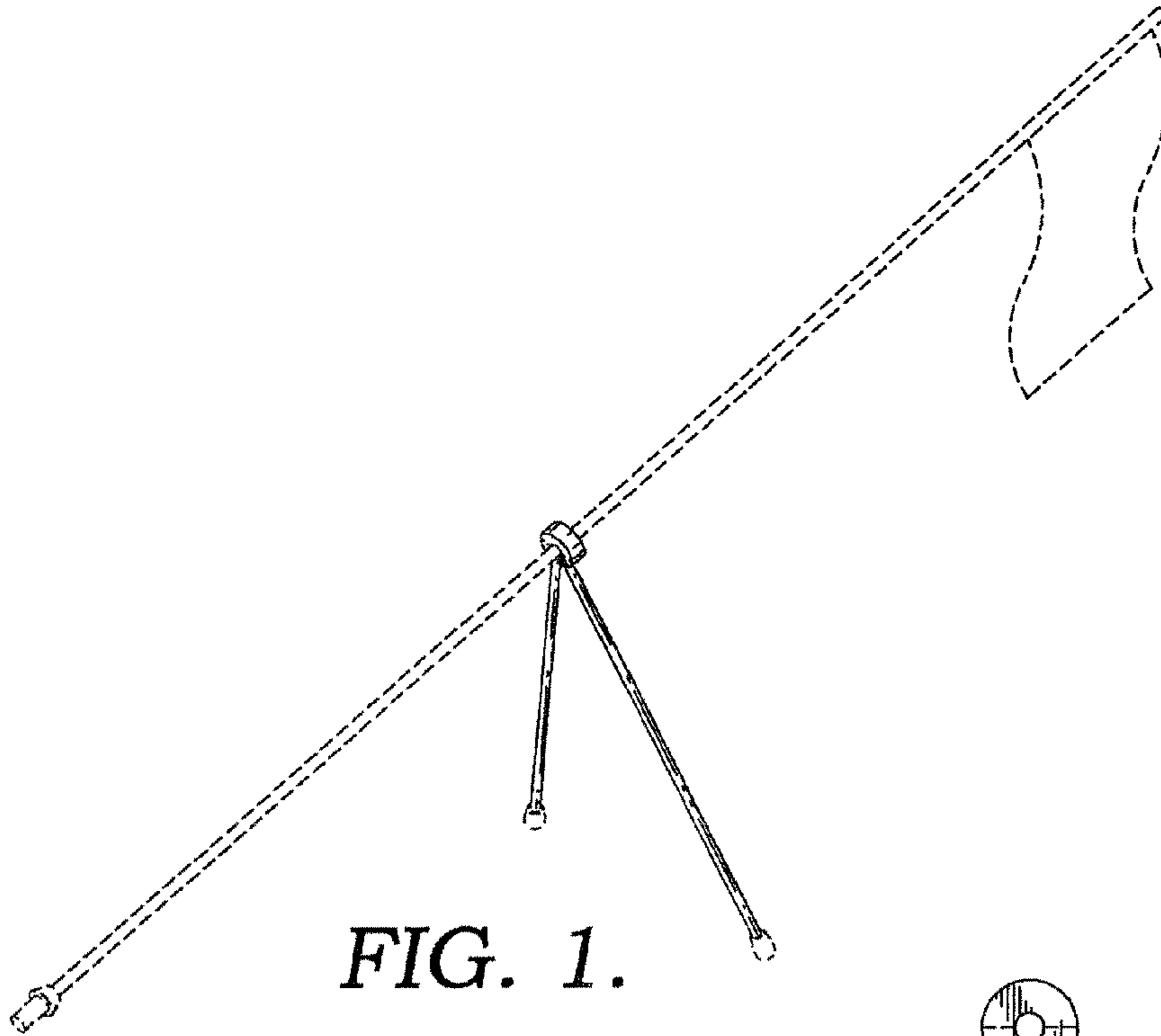


FIG. 3.

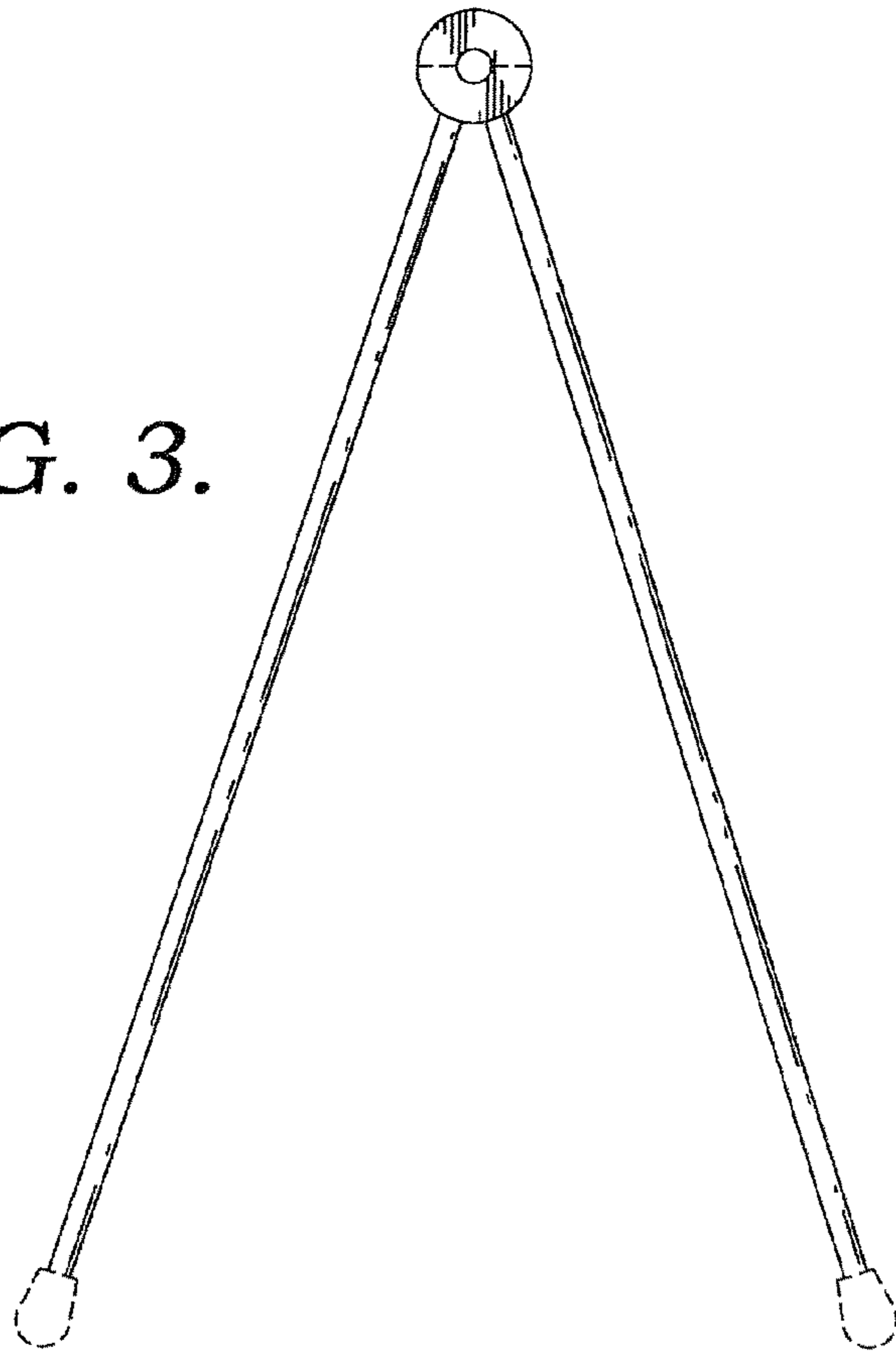


FIG. 4.



FIG. 5.



FIG. 6.

