



US00D641820S

(12) **United States Design Patent**
Swist

(10) **Patent No.:** **US D641,820 S**

(45) **Date of Patent:** **** Jul. 19, 2011**

(54) **GOLF CLUB SHAFT**

(76) Inventor: **Jason Swist**, Edmonton (CA)

(**) Term: **14 Years**

(21) Appl. No.: **29/379,449**

(22) Filed: **Nov. 19, 2010**

(30) **Foreign Application Priority Data**

Aug. 9, 2010 (CA) 137869

(51) **LOC (9) Cl.** **21-02**

(52) **U.S. Cl.** **D21/757**

(58) **Field of Classification Search** D21/756-757,
D21/726; 473/315-323

See application file for complete search history.

(56) **References Cited**

U.S. PATENT DOCUMENTS

D327,309 S * 6/1992 Shigetoh D21/757
D369,195 S * 4/1996 Jaeckel D21/757
D430,248 S * 8/2000 Adams et al. D21/757

6,139,444 A * 10/2000 Renard et al. 473/320
D444,526 S * 7/2001 Adams et al. D21/757
D466,575 S * 12/2002 Hedrick et al. D21/757
D507,815 S * 7/2005 Hedrick et al. D21/757

* cited by examiner

Primary Examiner — Mitchell Siegel

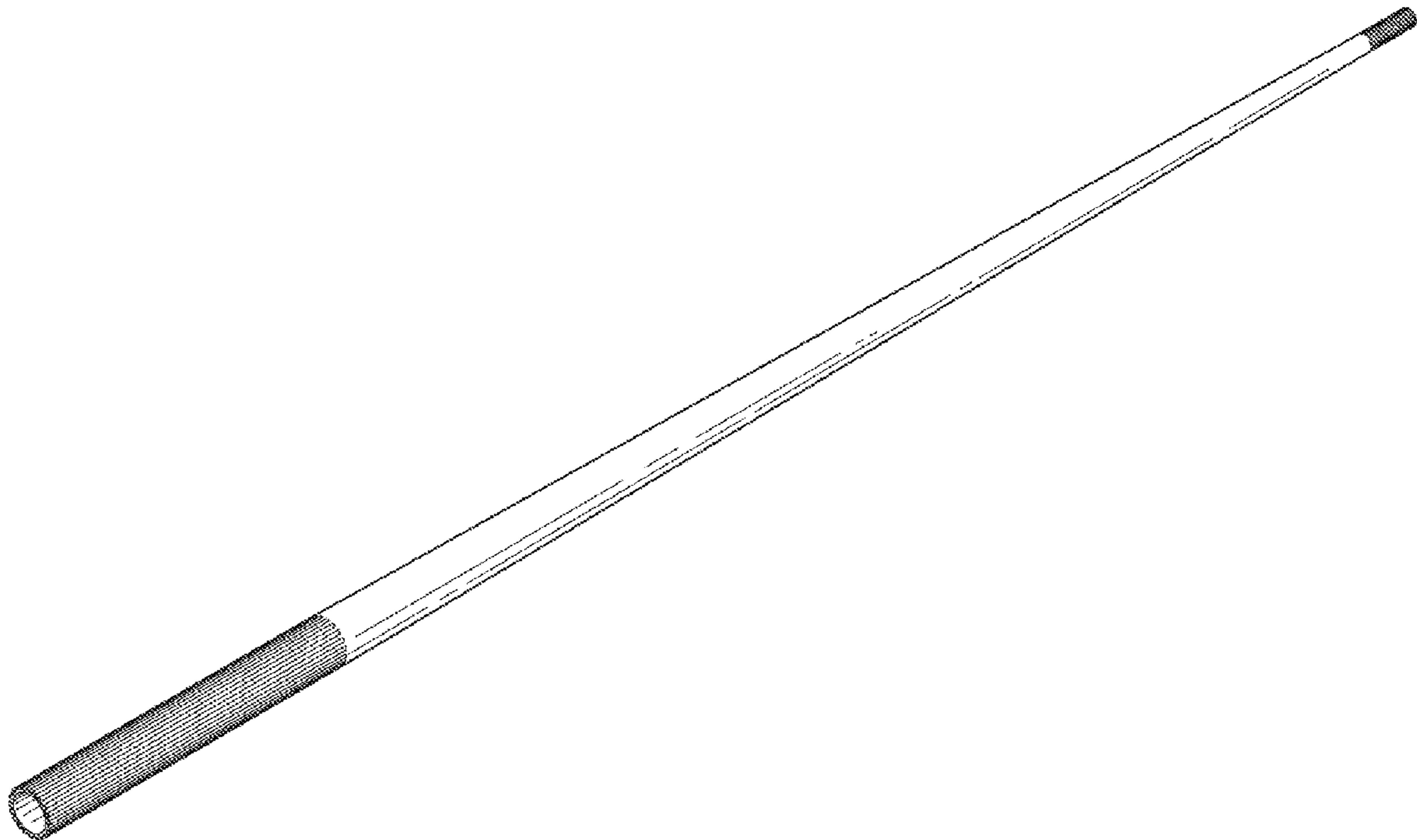
(57) **CLAIM**

The ornamental design for a golf club shaft, as shown and described.

DESCRIPTION

FIG. 1 is side elevation view of the golf club shaft;
FIG. 2 is an enlarged view from the butt end of the design disclosed in FIG. 1;
FIG. 3 is an enlarged view from the tip end of the design disclosed in FIG. 1; and,
FIG. 4 is a perspective view of the design of FIG. 1.
The portions of the designs that are shown in broken lines are for illustrative purposes only and do not form part of the claimed design.

1 Claim, 3 Drawing Sheets



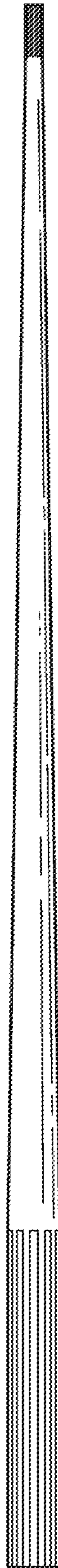


Figure 1

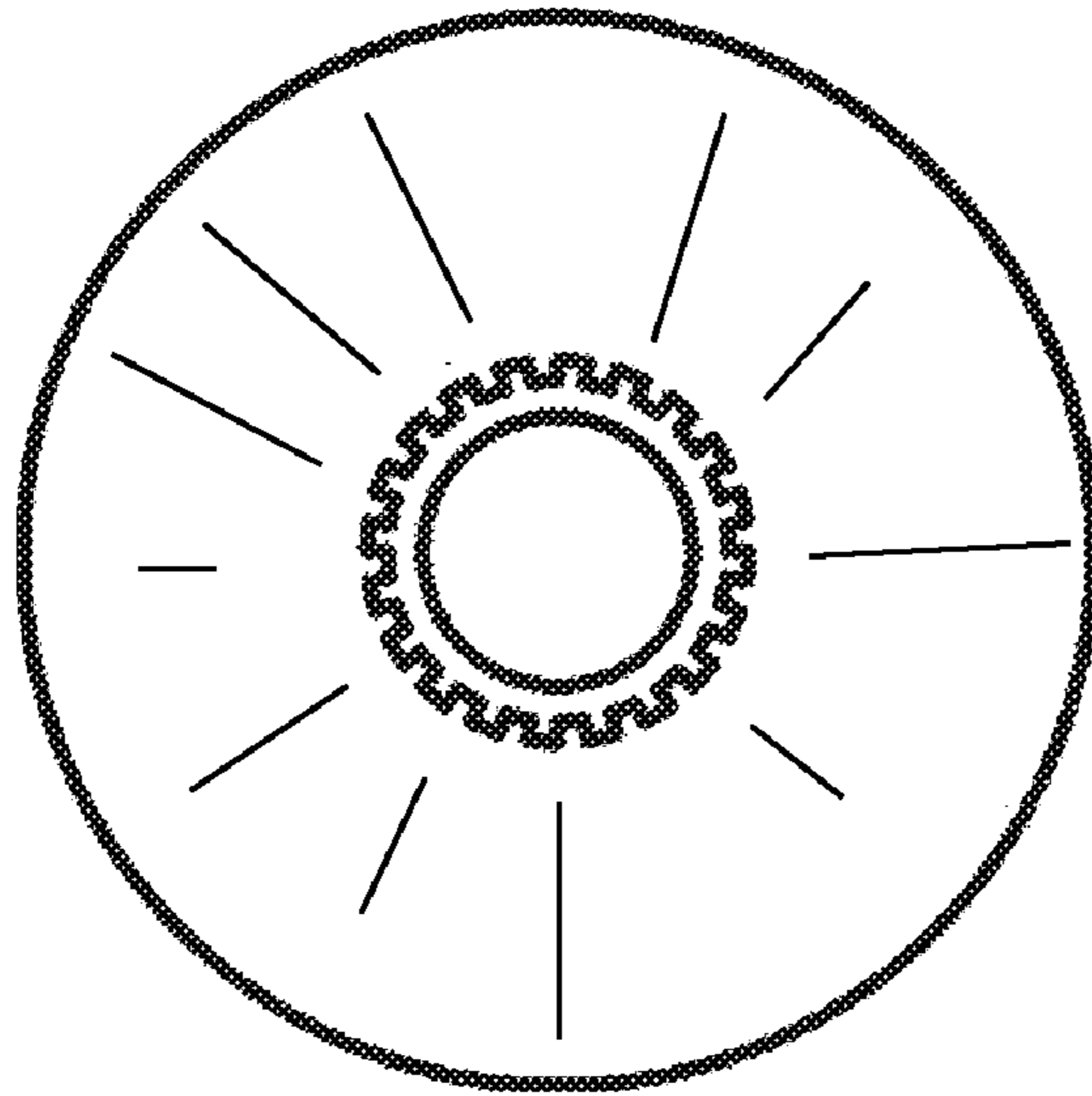


Figure 3




Figure 2



Figure 4