



US00D641817S

(12) **United States Design Patent**  
**Llewellyn et al.**

(10) **Patent No.:** **US D641,817 S**

(45) **Date of Patent:** **\*\* Jul. 19, 2011**

(54) **WOOD-TYPE GOLF CLUB HEAD**

(75) Inventors: **David Llewellyn**, Duluth, GA (US);  
**Kazuya Ishida**, Osaka (JP); **Tetsu Kanayama**, Osaka (JP); **Kamo Arata**, Osaka (JP)

(73) Assignee: **Mizuno USA**, Norcross, GA (US)

(\*\*) Term: **14 Years**

(21) Appl. No.: **29/361,250**

(22) Filed: **May 7, 2010**

(51) **LOC (9) Cl.** ..... **21-02**

(52) **U.S. Cl.** ..... **D21/752**

(58) **Field of Classification Search** ..... D21/733,  
D21/752, 759; 473/324–331, 343–346  
See application file for complete search history.

(56) **References Cited**

U.S. PATENT DOCUMENTS

D363,748 S	*	10/1995	Iinuma et al.	.....	D21/752
D447,201 S	*	8/2001	Boyd	.....	D21/752
D482,420 S	*	11/2003	Burrows	.....	D21/752
D501,036 S	*	1/2005	Burrows	.....	D21/752
D501,235 S	*	1/2005	Imamoto	.....	D21/752
D522,077 S	*	5/2006	Schweigert et al.	.....	D21/752
D522,601 S	*	6/2006	Schweigert et al.	.....	D21/752
D537,495 S	*	2/2007	Schweigert et al.	.....	D21/752
D543,600 S	*	5/2007	Oldknow	.....	D21/759
D549,792 S	*	8/2007	Parise	.....	D21/752
D552,198 S	*	10/2007	Schweigert et al.	.....	D21/752
D579,507 S	*	10/2008	Llewellyn et al.	.....	D21/759
D606,144 S	*	12/2009	Kim et al.	.....	D21/752

D619,182 S \* 7/2010 Foster et al. .... D21/752

\* cited by examiner

*Primary Examiner* — Mitchell Siegel

(74) *Attorney, Agent, or Firm* — Troutman Sanders LLP;  
James E. Schutz; Robert R. Elliott, Jr.

(57) **CLAIM**

The ornamental design for a wood-type golf club head, as shown and described.

**DESCRIPTION**

FIG. 1 illustrates a rear perspective view of a golf club head that shows two substantially v-shaped grooves;

FIG. 2 illustrates an angled, rear perspective view of a golf club head that shows two substantially v-shaped grooves;

FIG. 3 illustrates an angled, bottom perspective view of a golf club head;

FIG. 4 illustrates an angled, rear perspective view of a golf club head that shows two substantially v-shaped grooves;

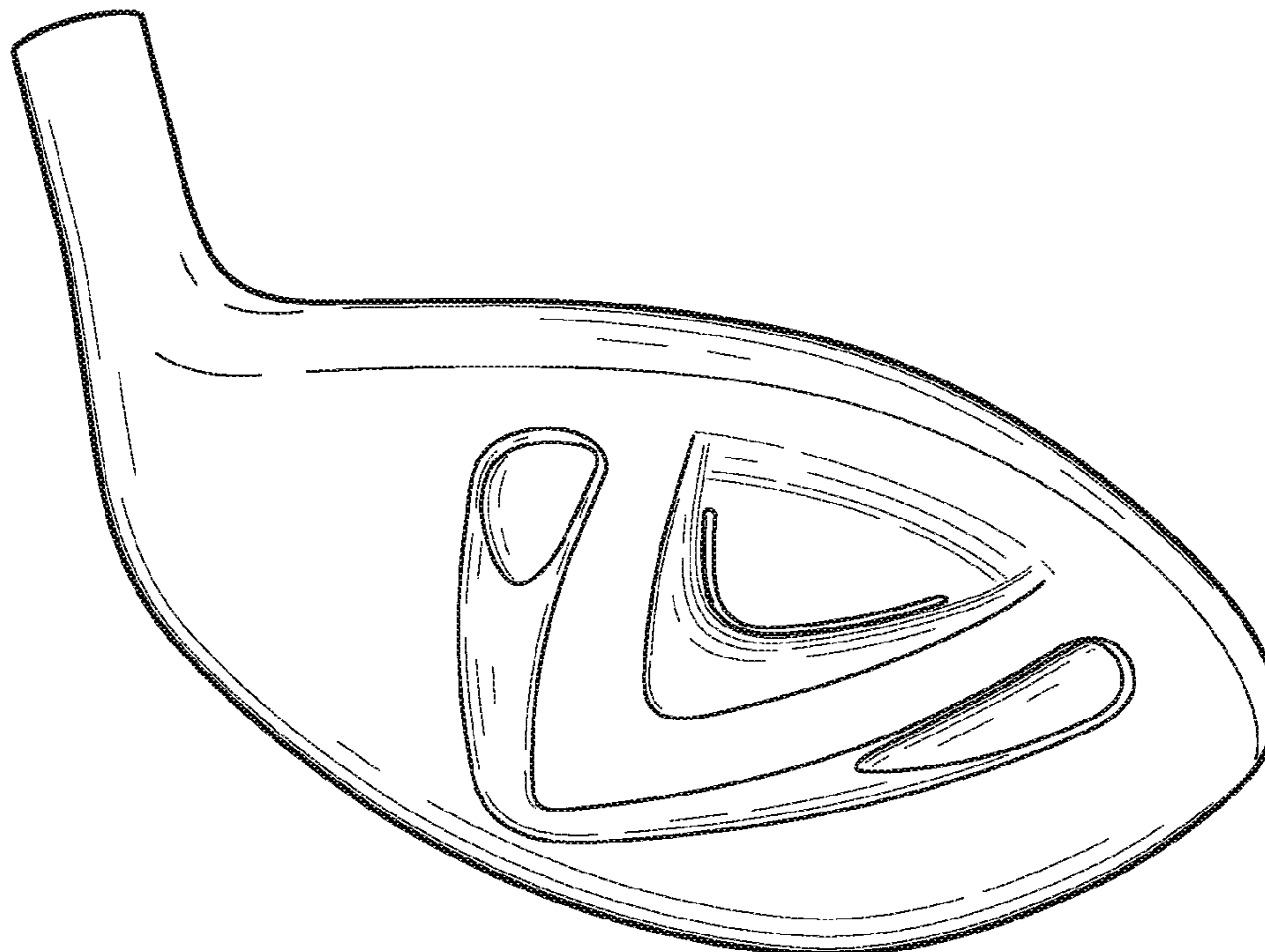
FIG. 5 illustrates an angled, rear perspective view of a golf club head that shows two substantially v-shaped grooves

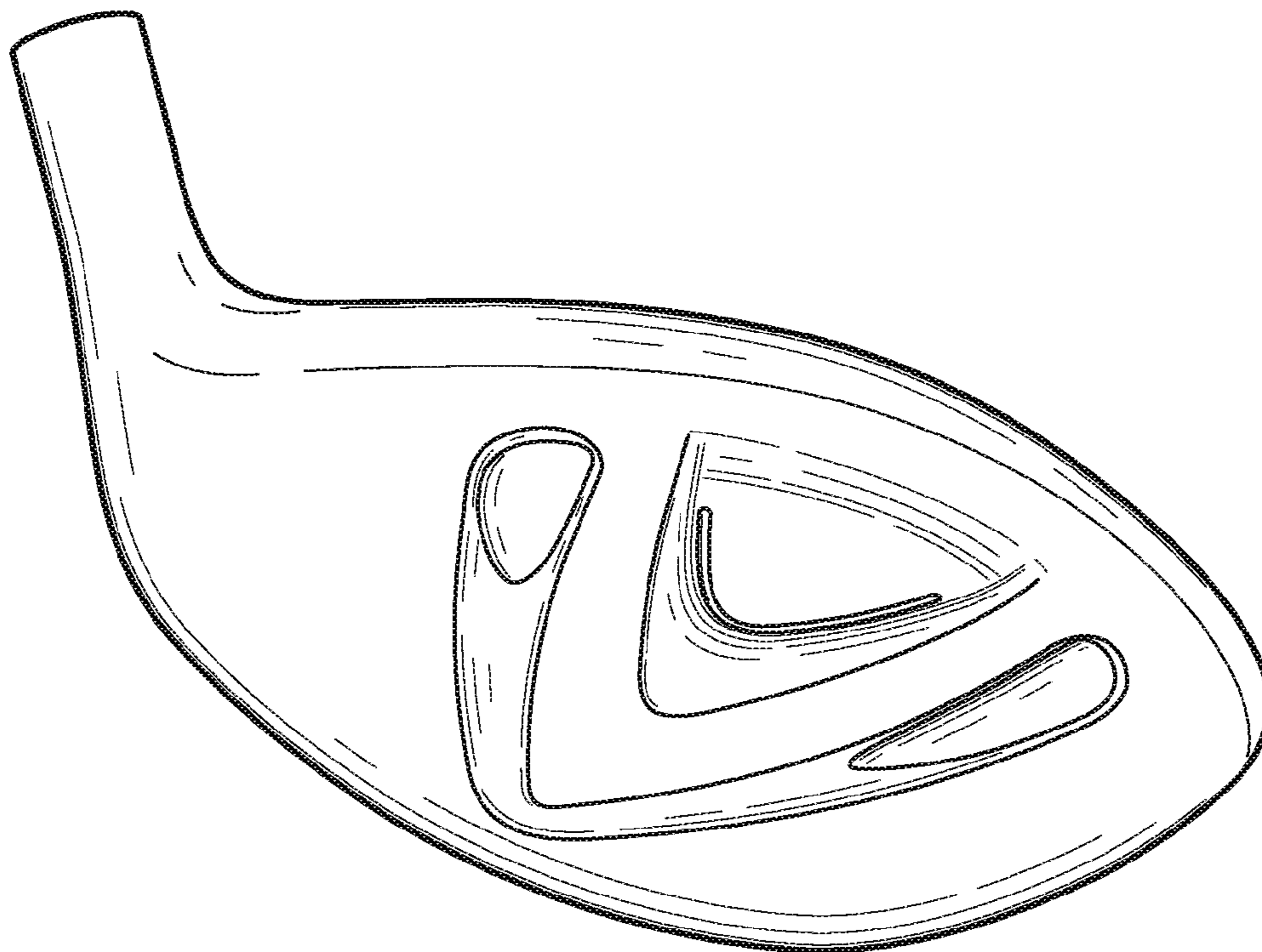
FIG. 6 illustrates an angled, rear perspective view of a golf club head that shows two substantially v-shaped grooves; and,

FIG. 7 illustrates an angled, rear perspective view of a golf club head that shows two substantially v-shaped grooves.

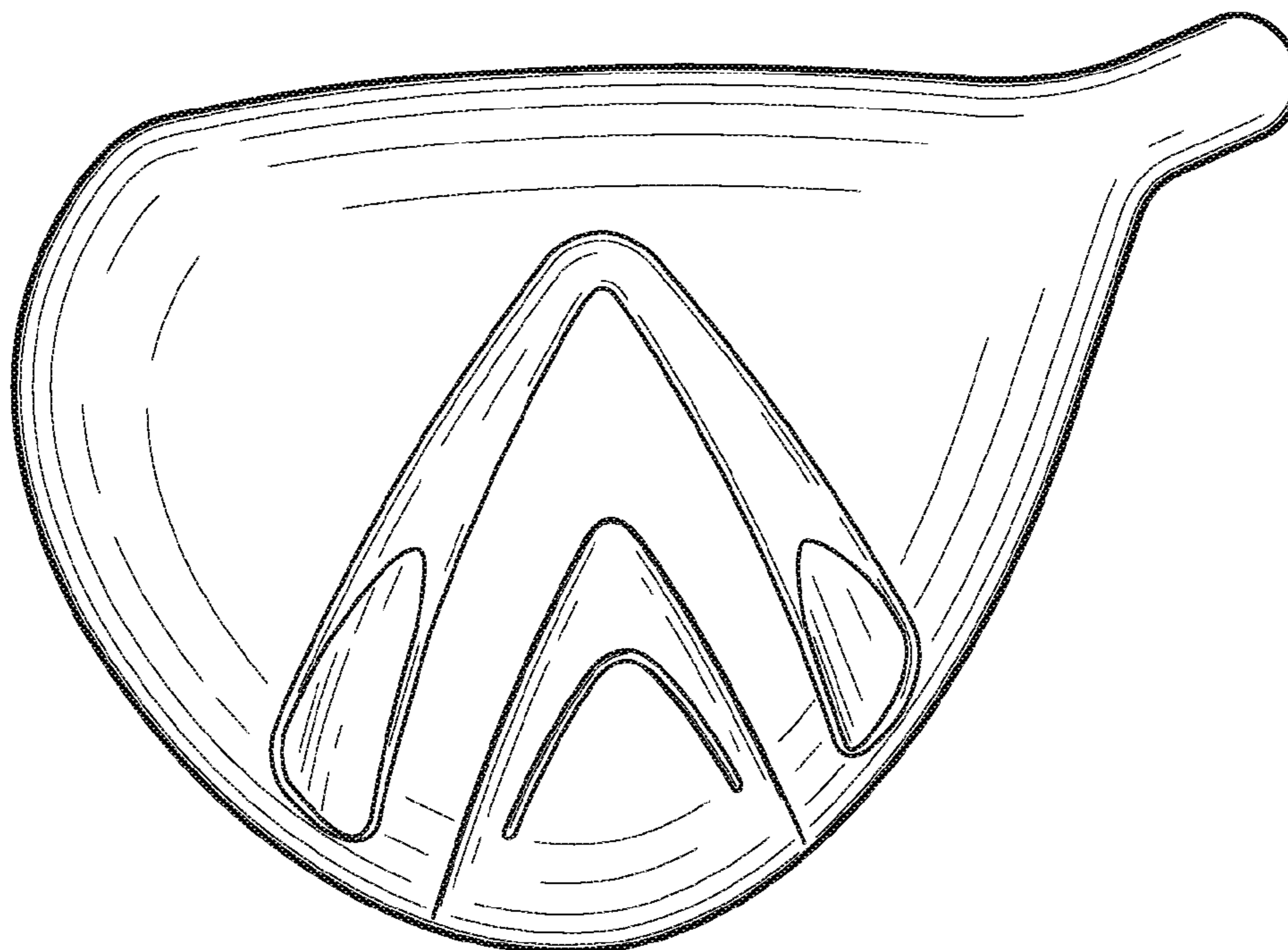
The broken, dashed lines shown in the various figures depicting embodiments of the invention are included for the purpose of illustrating environment and do not form any part of the claimed design.

**1 Claim, 4 Drawing Sheets**

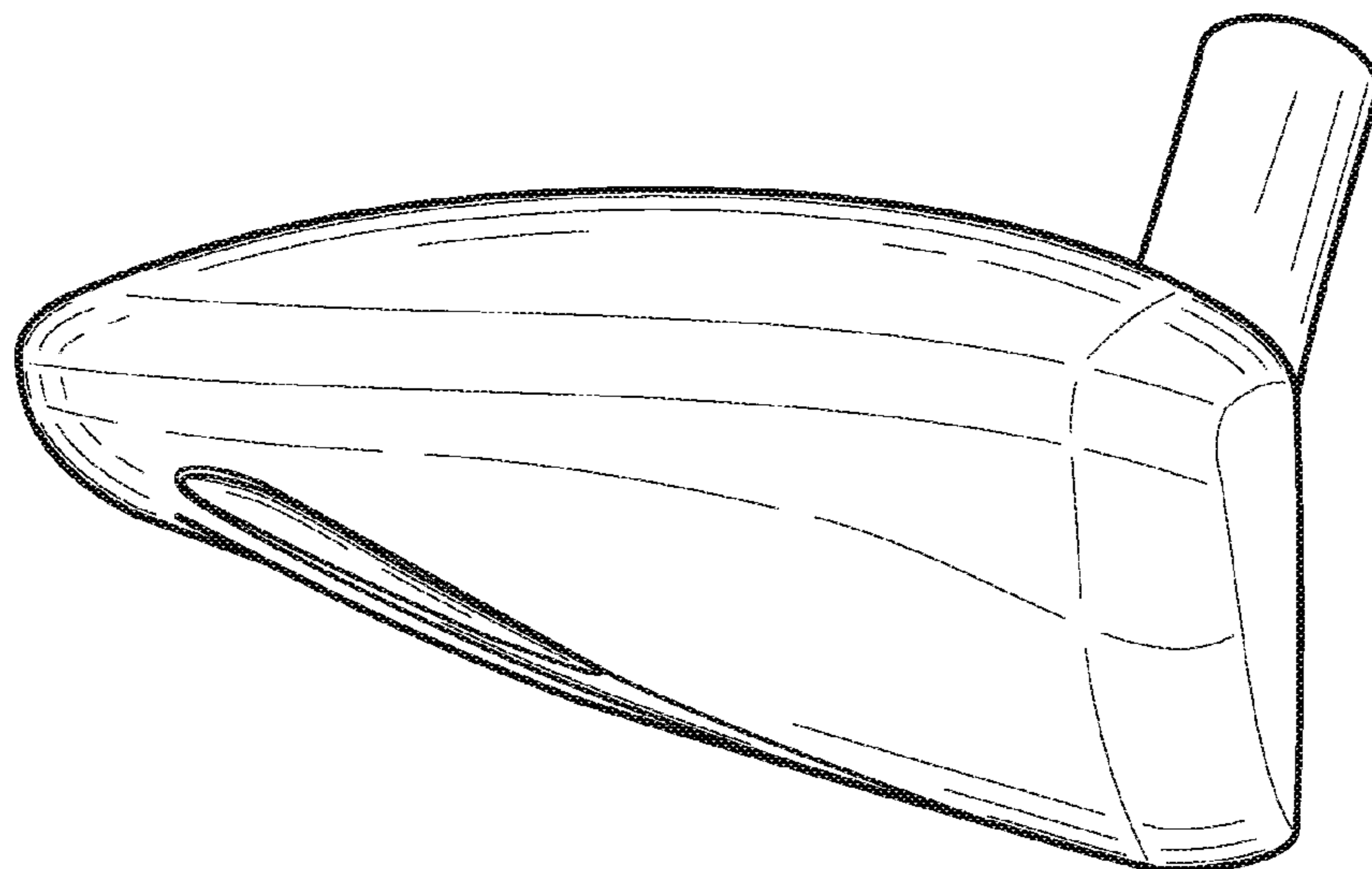





**FIG. 1**



**FIG. 2**

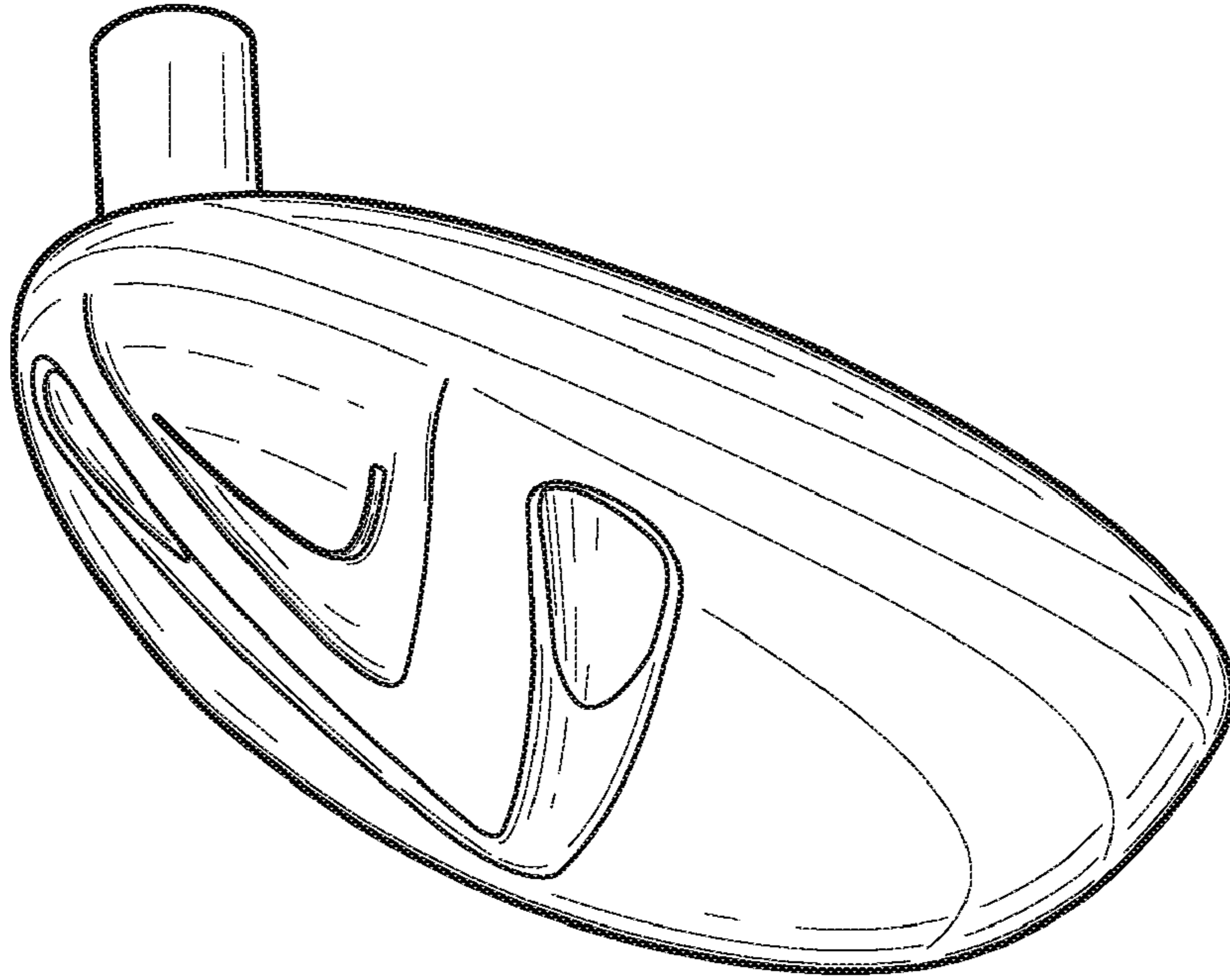


**FIG. 3**

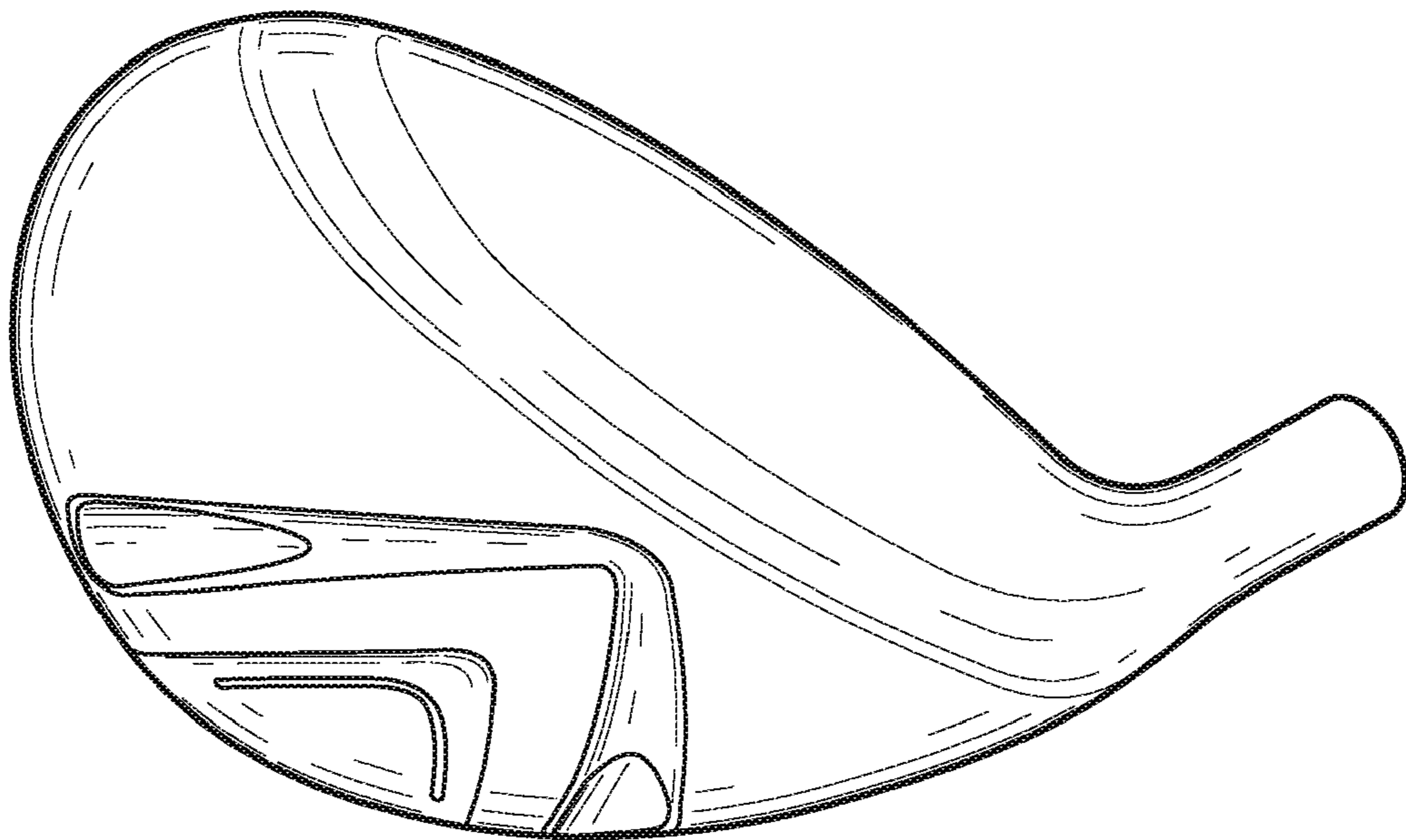


**FIG. 4**

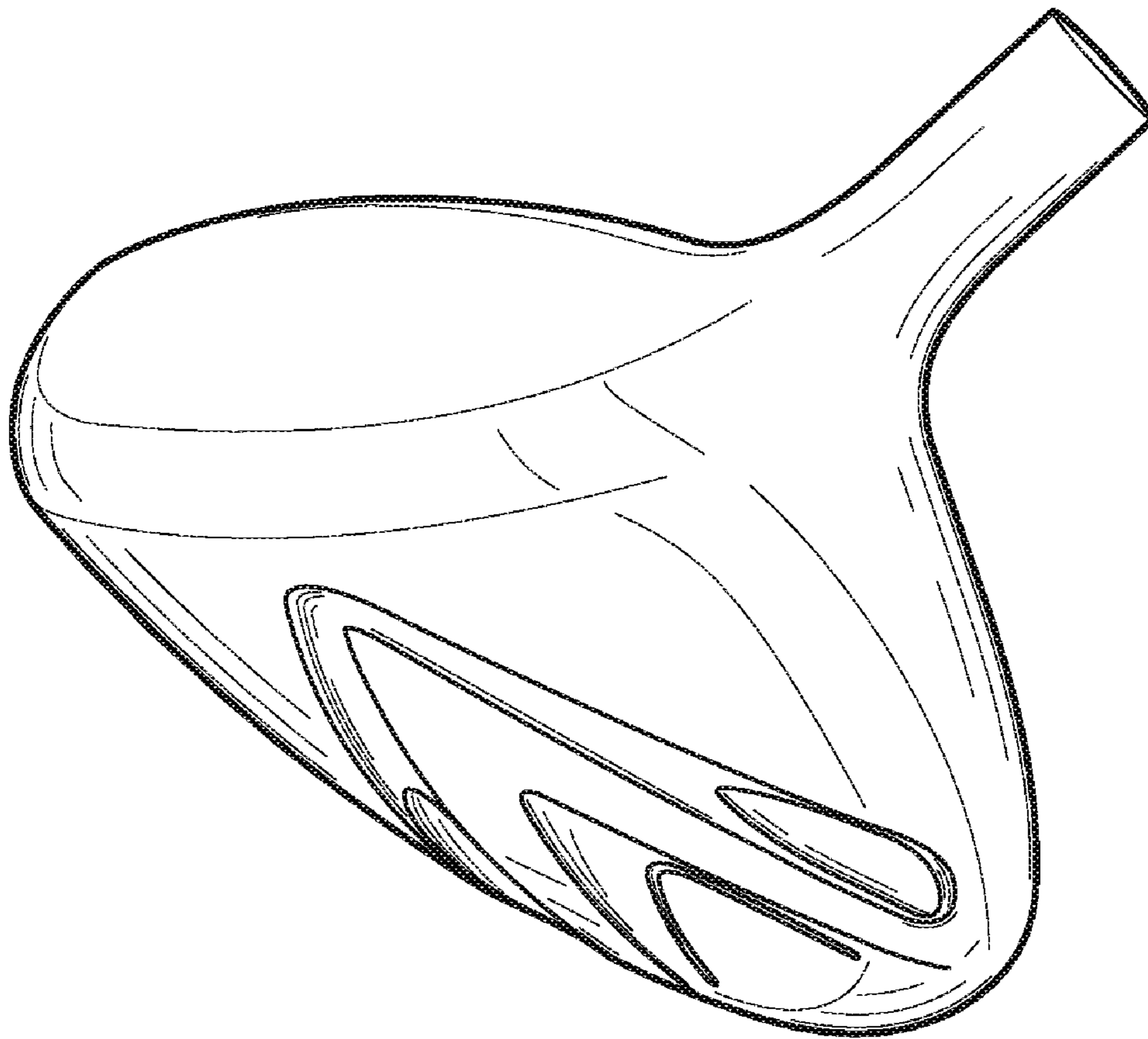




**FIG. 5**



**FIG. 6**



**FIG. 7**