



US00D641785S

(12) **United States Design Patent**
Lira-Nunez et al.

(10) **Patent No.:** **US D641,785 S**
(45) **Date of Patent:** **** Jul. 19, 2011**

(54) **WRITING INSTRUMENT**

(75) Inventors: **Carmen Lira-Nunez**, Downers Grove, IL (US); **Matthew J. Gerules**, Chicago, IL (US); **Justin Owen Guthrie**, Chicago, IL (US)

(73) Assignee: **Sanford, L.P.**, Oak Brook, IL (US)

(**) Term: **14 Years**

(21) Appl. No.: **29/359,419**

(22) Filed: **Apr. 9, 2010**

(51) **LOC (9) Cl.** **19-06**

(52) **U.S. Cl.** **D19/48**

(58) **Field of Classification Search** D19/35,
D19/36, 41-51, 54-58; 24/10 R, 11 CC,
24/11 F, 11 P, 11 PP, 11 R; 401/52, 99-114,
401/192, 193, 195-198

See application file for complete search history.

(56) **References Cited**

U.S. PATENT DOCUMENTS

D330,389 S *	10/1992	Katami et al.	D19/57
D331,940 S *	12/1992	Shirai et al.	D19/51
D340,947 S *	11/1993	Tu	D19/43
D345,759 S *	4/1994	Poisson	D19/57
D355,442 S *	2/1995	Chuang	D19/53
D366,902 S *	2/1996	Takahashi	D19/51
D436,127 S *	1/2001	Hung	D19/43
D442,992 S *	5/2001	Chevalier	D19/48
D461,500 S *	8/2002	Cooper et al.	D19/43
D484,538 S *	12/2003	Daida et al.	D19/43
D496,398 S *	9/2004	Greenberg	D19/43
D497,641 S *	10/2004	Tsuchikura	D19/43
D497,949 S	11/2004	Furlong et al.		
D497,952 S *	11/2004	Bain	D19/56
D500,791 S *	1/2005	Good	D19/43
7,018,122 B2	3/2006	Kwan et al.		

D530,746 S	10/2006	Gerules	
D533,225 S	12/2006	Gerules	
D540,381 S *	4/2007	Qiu D19/43
D547,375 S	7/2007	Gerules	
D552,177 S *	10/2007	Cetera et al. D19/56
D553,190 S *	10/2007	Qiu D19/48
D553,683 S	10/2007	Gerules et al.	
D555,198 S	11/2007	Gerules et al.	
7,322,766 B2	1/2008	Erlebacher et al.	
D566,174 S	4/2008	Silverstein	
D566,766 S	4/2008	Silverstein	
7,350,996 B2	4/2008	Bielecki et al.	

(Continued)

OTHER PUBLICATIONS

U.S. Appl. No. 12/363,480, Challman et al.

(Continued)

Primary Examiner — Elizabeth Albert

(74) *Attorney, Agent, or Firm* — Marshall, Gerstein & Borun LLP

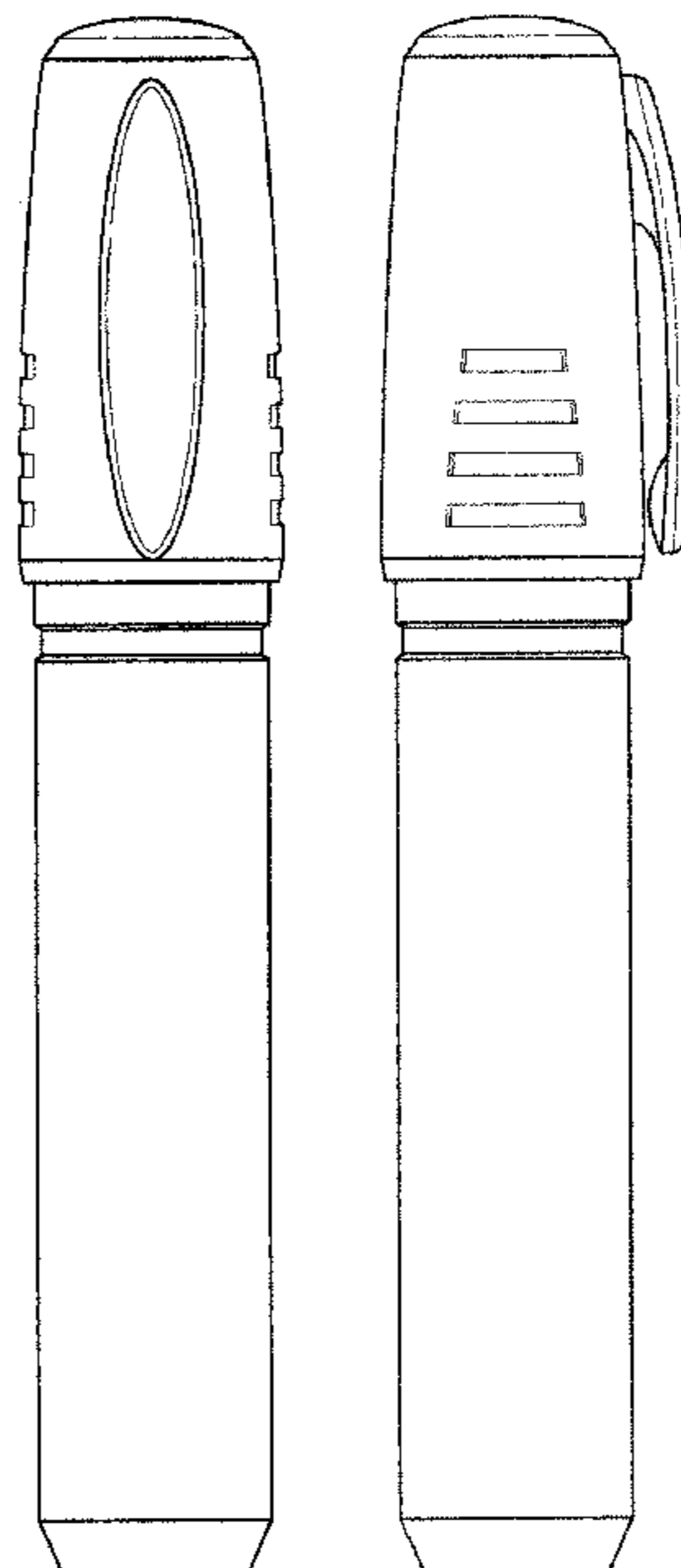
(57) **CLAIM**

The ornamental design for a writing instrument, as shown and described.

DESCRIPTION

FIG. 1 is a perspective view showing our new design for a writing instrument;
FIG. 2 is a front view of the writing instrument of FIG. 1;
FIG. 3 is a right side view of the writing instrument of FIG. 1;
FIG. 4 is a left side view of the writing instrument of FIG. 1;
FIG. 5 is a back view of the writing instrument of FIG. 1;
FIG. 6 is a top plan view of the writing instrument of FIG. 1;
and,
FIG. 7 is a bottom plan view of the writing instrument of FIG. 1.

1 Claim, 4 Drawing Sheets



US D641,785 S

Page 2

U.S. PATENT DOCUMENTS

D569,431	S	*	5/2008	Qiu et al.	D19/51
D573,639	S	*	7/2008	Qiu et al.	D19/43
D577,066	S	*	9/2008	Zhao et al.	D19/50
D584,771	S		1/2009	Gerules et al.	
7,488,130	B2		2/2009	Dylkiewicz et al.	
D602,088	S	*	10/2009	Ma	D19/50
D603,451	S		11/2009	Gerules	
D604,363	S		11/2009	Sunich et al.	
D613,335	S		4/2010	Gerules	
2006/0165470	A1		7/2006	Gerules et al.	
2008/0075524	A1		3/2008	Erlebacher et al.	
2008/0175648	A1		7/2008	Hayes et al.	
2008/0196620	A1		8/2008	Wang et al.	
2009/0142124	A1		6/2009	Dylkiewicz et al.	
2009/0245919	A1		10/2009	Rennecker et al.	
2010/0063186	A1		3/2010	Onyenemezu et al.	

OTHER PUBLICATIONS

U.S. Appl. No. 12/266,680, Rennecker et al.
U.S. Appl. No. 29/334,320, Gerules et al.
U.S. Appl. No. 29/342,748, Gerules et al.
U.S. Appl. No. 29/342,750, Gerules et al.
U.S. Appl. No. 29/350,595, Gerules
Photographs of Sharpie Ultra Fine Retractable markers publicly available before Apr. 9, 2010.
Photograph of Sharpie Fine Point marker publicly available before Apr. 9, 2010.
Photograph of Sharpie Extra Fine Point marker publicly available before Apr. 9, 2010.
Photograph of Sharpie Ultra Fine Point marker publicly available before Apr. 9, 2010.

* cited by examiner

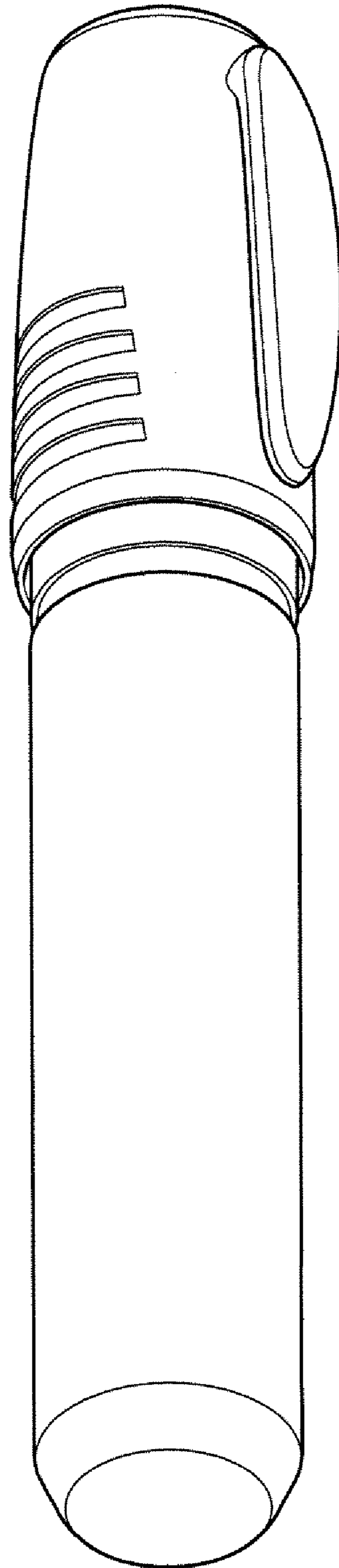


FIG. 1




FIG. 2

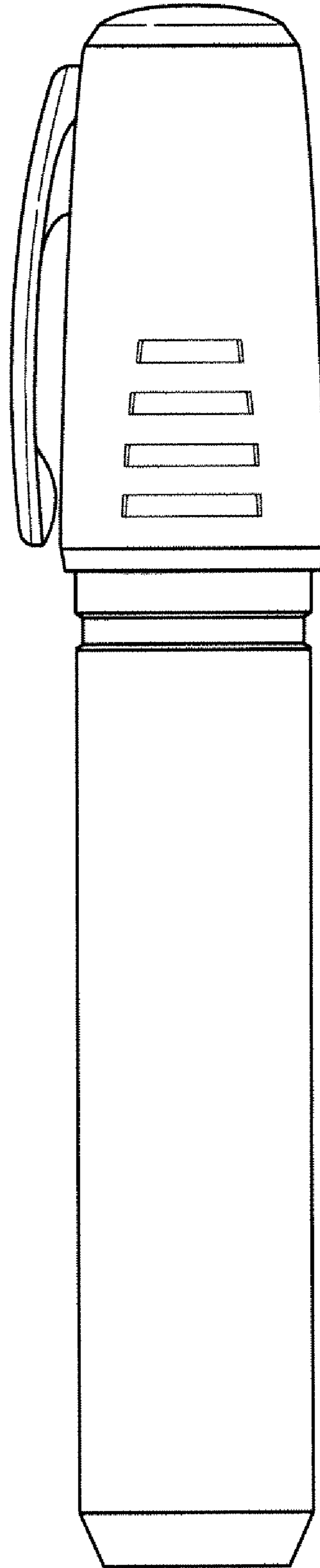


FIG. 3

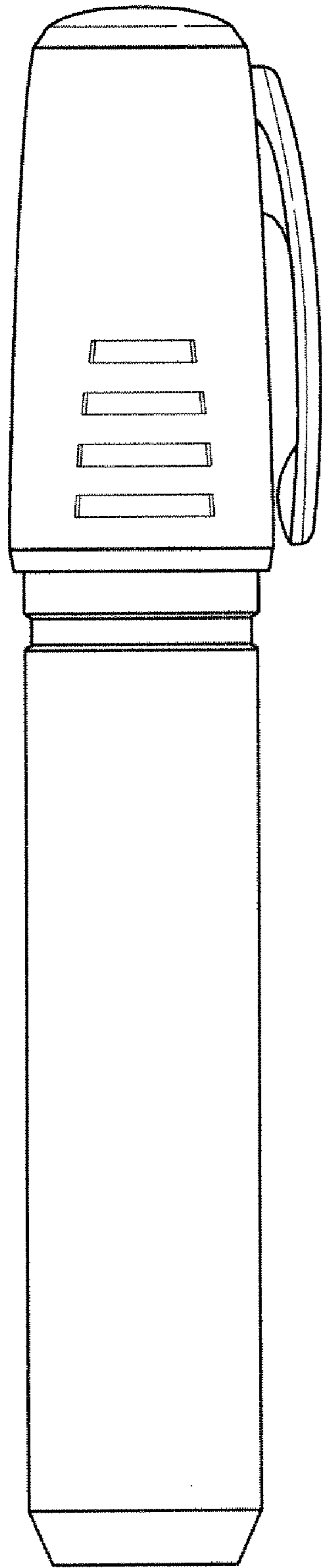


FIG. 4




FIG. 5

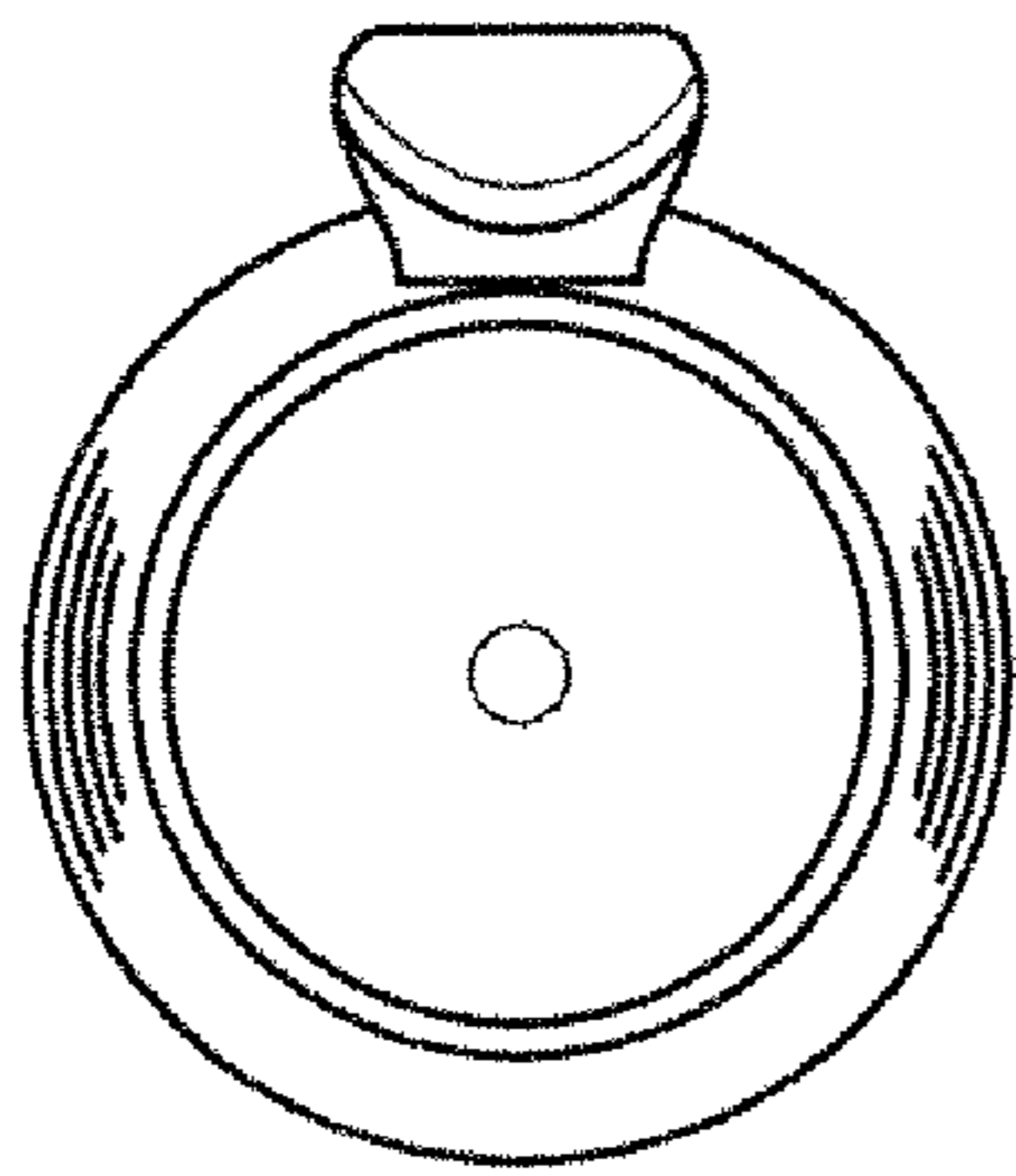


FIG. 6

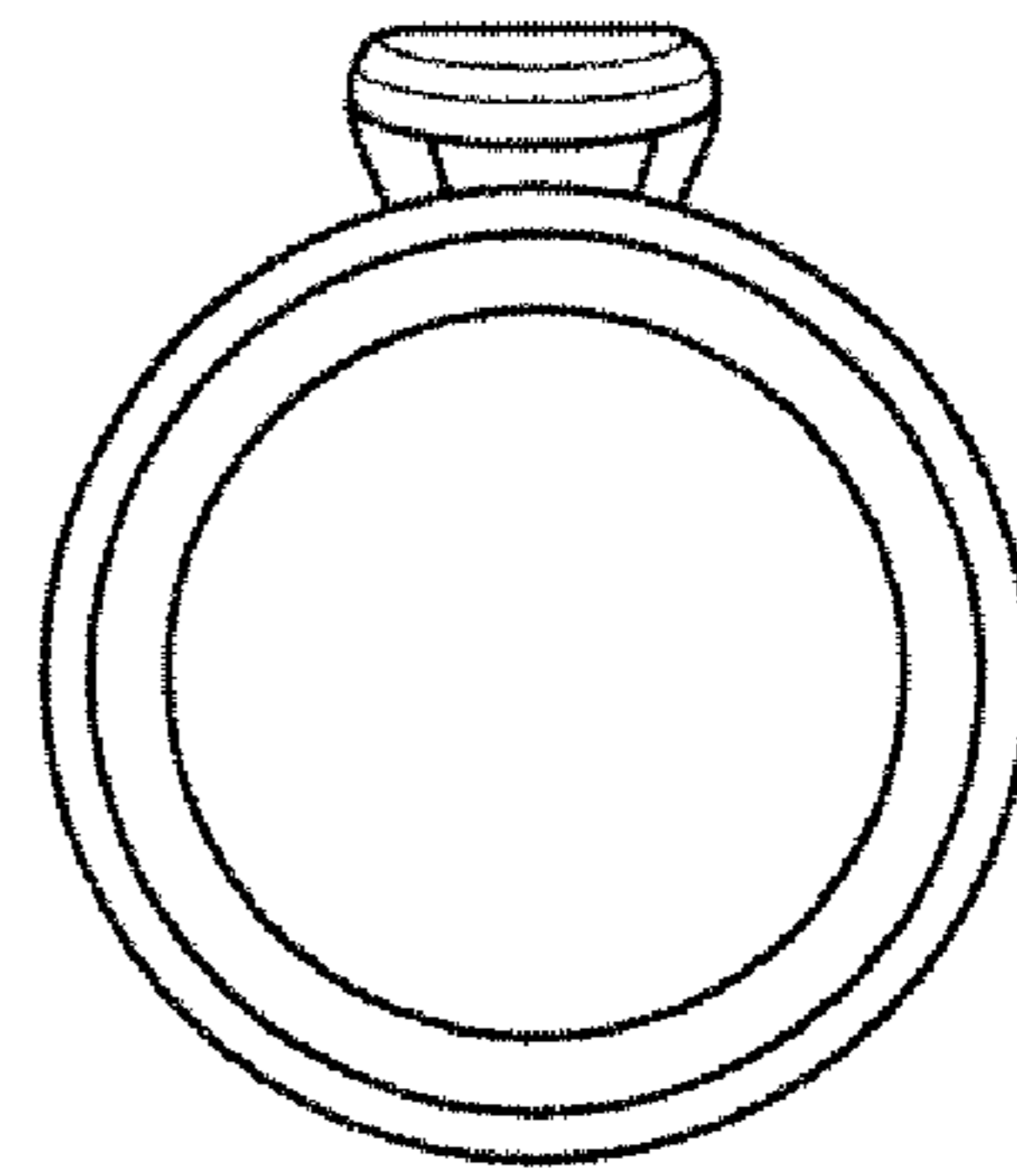


FIG. 7