



US00D641782S

(12) **United States Design Patent**
Lira-Nunez et al.

(10) **Patent No.:** **US D641,782 S**
(45) **Date of Patent:** **** Jul. 19, 2011**

(54) **WRITING INSTRUMENT**

(75) Inventors: **Carmen Lira-Nunez**, Downers Grove, IL (US); **Matthew J. Gerules**, Chicago, IL (US)

(73) Assignee: **Sanford, L.P.**, Oak Brook, IL (US)

(**) Term: **14 Years**

(21) Appl. No.: **29/359,408**

(22) Filed: **Apr. 9, 2010**

(51) **LOC (9) Cl.** **19-06**

(52) **U.S. Cl.** **D19/48**

(58) **Field of Classification Search** D19/35,
D19/36, 41-51, 54-58; 24/10 R, 11 CC,
24/11 F, 11 P, 11 PP, 11 R; 401/52, 99-114,
401/192, 193, 195-198

See application file for complete search history.

(56) **References Cited**

U.S. PATENT DOCUMENTS

D330,389 S *	10/1992	Katami et al.	D19/57
D331,940 S *	12/1992	Shirai et al.	D19/51
D340,947 S *	11/1993	Tu	D19/43
D345,759 S *	4/1994	Poisson	D19/57
D355,442 S *	2/1995	Chuang	D19/53
D366,902 S *	2/1996	Takahashi	D19/51
D394,876 S *	6/1998	Chuang	D19/53
D436,127 S *	1/2001	Hung	D19/43
D442,992 S *	5/2001	Chevalier	D19/48
D461,500 S *	8/2002	Cooper et al.	D19/43
D484,538 S *	12/2003	Daida et al.	D19/43
D496,398 S *	9/2004	Greenberg	D19/43
D497,641 S *	10/2004	Tsuchikura	D19/43
D497,949 S	11/2004	Furlong et al.	
D497,952 S *	11/2004	Bain	D19/56
D500,791 S *	1/2005	Good	D19/43

7,018,122 B2	3/2006	Kwan et al.	
D530,746 S	10/2006	Gerules	
D533,225 S	12/2006	Gerules	
D540,381 S *	4/2007	Qiu	D19/43
D547,375 S	7/2007	Gerules	
D552,177 S *	10/2007	Cetera	D19/56
D553,190 S *	10/2007	Qiu	D19/48
D553,683 S	10/2007	Gerules et al.	
D555,198 S	11/2007	Gerules et al.	
7,322,766 B2	1/2008	Erlebacher et al.	

(Continued)

OTHER PUBLICATIONS

U.S. Appl. No. 12/363,480, Challman et al.

(Continued)

Primary Examiner — Elizabeth Albert

(74) *Attorney, Agent, or Firm* — Marshall, Gerstein & Borun LLP


(57) **CLAIM**

The ornamental design for a writing instrument, as shown and described.

DESCRIPTION

FIG. 1 is a perspective view showing our new design for a writing instrument;
FIG. 2 is a front view of the writing instrument of FIG. 1;
FIG. 3 is a right side view of the writing instrument of FIG. 1;
FIG. 4 is a left side view of the writing instrument of FIG. 1;
FIG. 5 is a back view of the writing instrument of FIG. 1;
FIG. 6 is a top plan view of the writing instrument of FIG. 1;
and,
FIG. 7 is a bottom plan view of the writing instrument of FIG. 1.

1 Claim, 4 Drawing Sheets



US D641,782 S

Page 2

U.S. PATENT DOCUMENTS

D566,174 S 4/2008 Silverstein
D566,766 S 4/2008 Silverstein
7,350,996 B2 4/2008 Bielecki et al.
D569,431 S * 5/2008 Qiu et al. D19/51
D573,639 S * 7/2008 Qiu et al. D19/43
D577,066 S * 9/2008 Zhao et al. D19/50
D584,771 S 1/2009 Gerules et al.
7,488,130 B2 2/2009 Dylkiewicz et al.
D602,088 S * 10/2009 Ma D19/50
D603,451 S 11/2009 Gerules
D604,363 S 11/2009 Sunich et al.
D613,335 S 4/2010 Gerules
2006/0165470 A1 7/2006 Gerules et al.
2008/0075524 A1 3/2008 Erlebacher et al.
2008/0175648 A1 7/2008 Hayes et al.
2008/0196620 A1 8/2008 Wang et al.
2009/0142124 A1 6/2009 Dylkiewicz et al.
2009/0245919 A1 10/2009 Rennecker et al.
2010/0063186 A1 3/2010 Onyenemezu et al.

OTHER PUBLICATIONS

U.S. Appl. No. 12/266,680, Rennecker et al.
U.S. Appl. No. 29/334,320, Gerules et al.
U.S. Appl. No. 29/342,748, Gerules et al.
U.S. Appl. No. 29/342,750, Gerules et al.
U.S. Appl. No. 29/350,595, Gerules.
Photographs of Sharpie Ultra Fine Retractable markers publicly available before Apr. 9, 2010.
Photograph of Sharpie Fine Point marker publicly available before Apr. 9, 2010.
Photograph of Sharpie Extra Fine Point marker publicly available before Apr. 9, 2010.
Photograph of Sharpie Ultra Fine Point marker publicly available before Apr. 9, 2010.

* cited by examiner

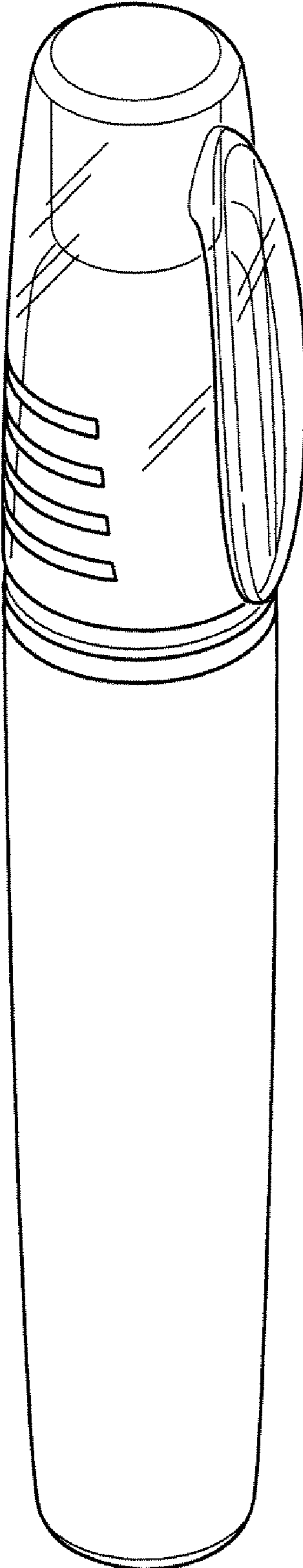


FIG. 1




FIG. 2




FIG. 3




FIG. 4




FIG. 5

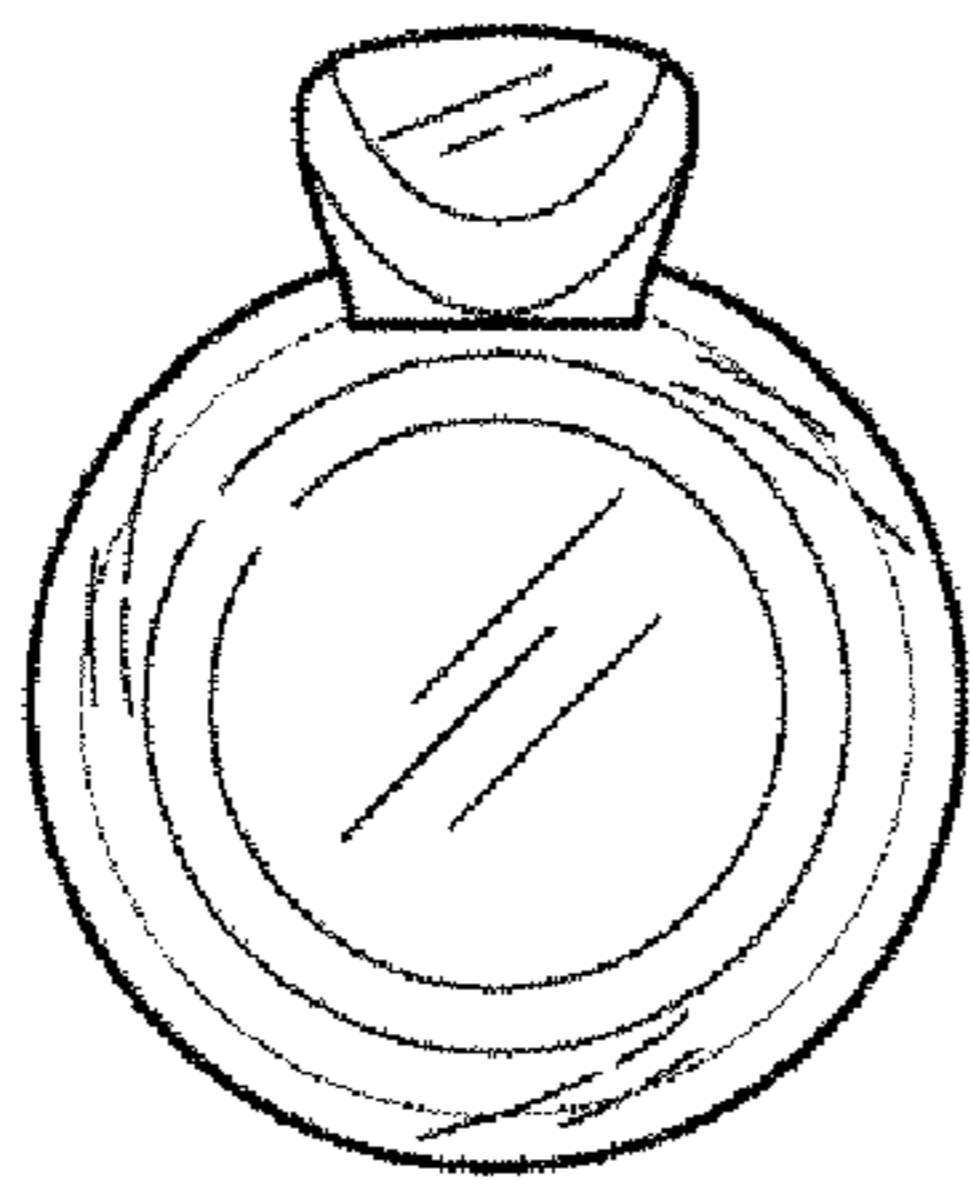


FIG. 6

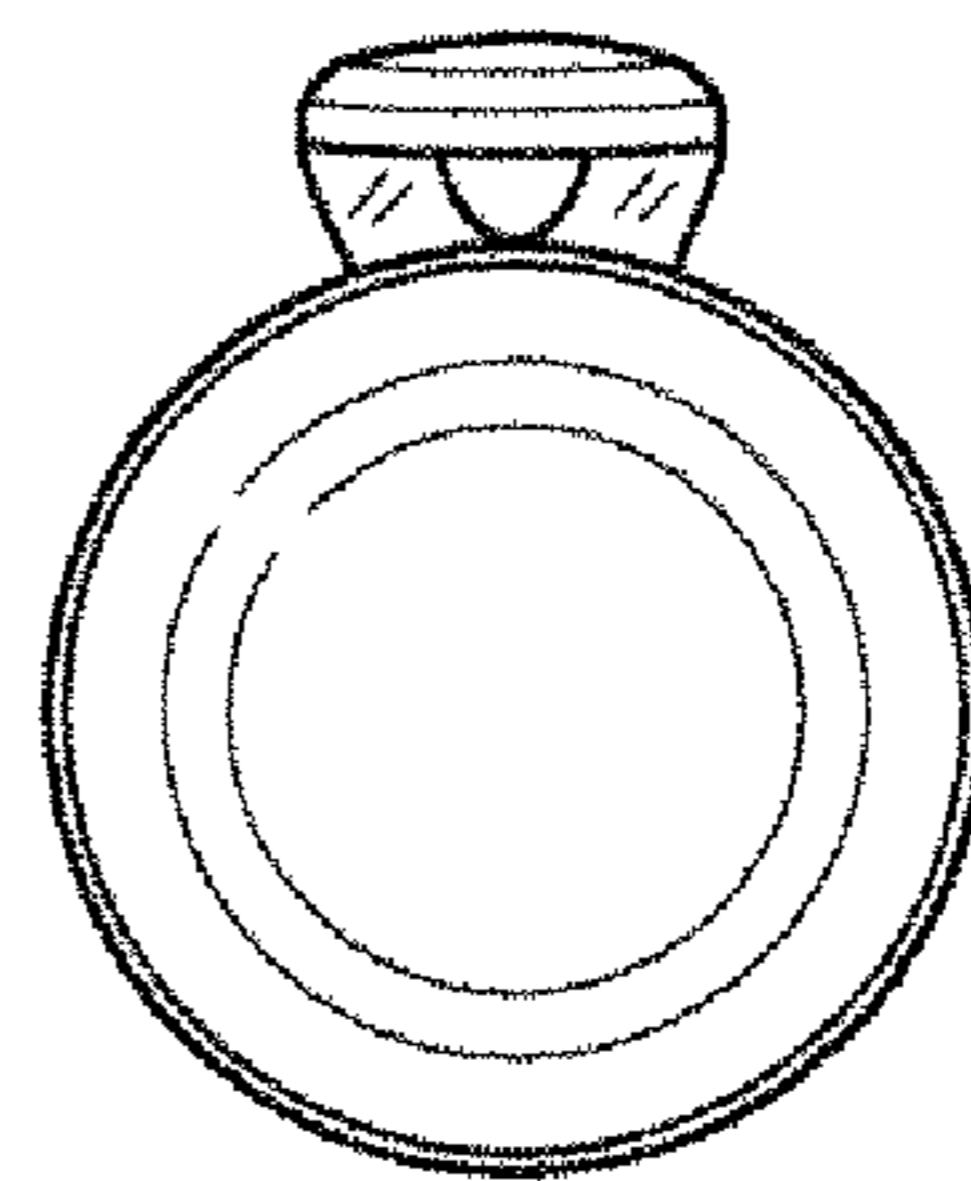


FIG. 7