



US00D641779S

(12) **United States Design Patent**  
**McClain et al.**

(10) **Patent No.:** **US D641,779 S**  
(45) **Date of Patent:** **\*\* Jul. 19, 2011**

(54) **DECORATIVE PULL APART GREETING CARD**

(75) Inventors: **Mary McClain**, Shaker Heights, OH (US); **Carol Miller**, Twinsburg, OH (US); **David Mayer**, Bay Village, OH (US); **Terry Hughes**, Avon, OH (US)

(73) Assignee: **American Greetings Corporation**, Cleveland, OH (US)

(\*\*) Term: **14 Years**

(21) Appl. No.: **29/376,983**

(22) Filed: **Oct. 15, 2010**

(51) **LOC (9) Cl.** ..... **19-01**

(52) **U.S. Cl.** ..... **D19/7**

(58) **Field of Classification Search** ..... D19/1-8, D19/82; 40/124.1, 582, 540, 443, 442, 902, 40/672, 617; 446/147; 362/806, 808; 428/42.1, 428/203-204, 913.3; 283/2-4, 74-75, 91, 283/103, 105-106; D20/10, 22, 42, 27, 40; 229/92, 92.1, 92.8, 303; D11/131, 117; 206/449, 206/308.3

See application file for complete search history.

(56) **References Cited**

**U.S. PATENT DOCUMENTS**

5,670,219 A \* 9/1997 Na ..... 428/8  
D403,354 S \* 12/1998 Francis ..... D19/7  
6,153,311 A \* 11/2000 Springer et al. .... 428/542.2  
D443,297 S \* 6/2001 Lester et al. .... D19/7

D457,555 S \* 5/2002 Stephens-D'Angelo et al. .... D19/1  
D483,407 S \* 12/2003 Ramnarine ..... D19/2  
7,322,134 B2 \* 1/2008 Cheek et al. .... 40/124.12  
D610,194 S \* 2/2010 Herrenbruck ..... D19/1

\* cited by examiner

*Primary Examiner* — Caron D Veynar

*Assistant Examiner* — Abraham Bahta

(74) *Attorney, Agent, or Firm* — Roetzel & Andress

(57) **CLAIM**

The ornamental design for a decorative pull apart greeting card, as shown and described.

**DESCRIPTION**

FIG. 1 is a perspective view of the decorative pull apart greeting card in a closed position showing our new design; FIG. 2 is a front view of the decorative pull apart greeting card of FIG. 1.

FIG. 3 is a back view of the decorative pull apart greeting card of FIG. 1.


FIG. 4 is a side view of the decorative pull apart greeting card of FIG. 1, identical to the opposite side view thereof.

FIG. 5 is a top view of the decorative pull apart greeting card of FIG. 1.

FIG. 6 is a bottom view of the decorative pull apart greeting card of FIG. 1; and,

FIG. 7 is a perspective view of the decorative pull apart greeting card of FIG. 1, in an open position.

**1 Claim, 3 Drawing Sheets**



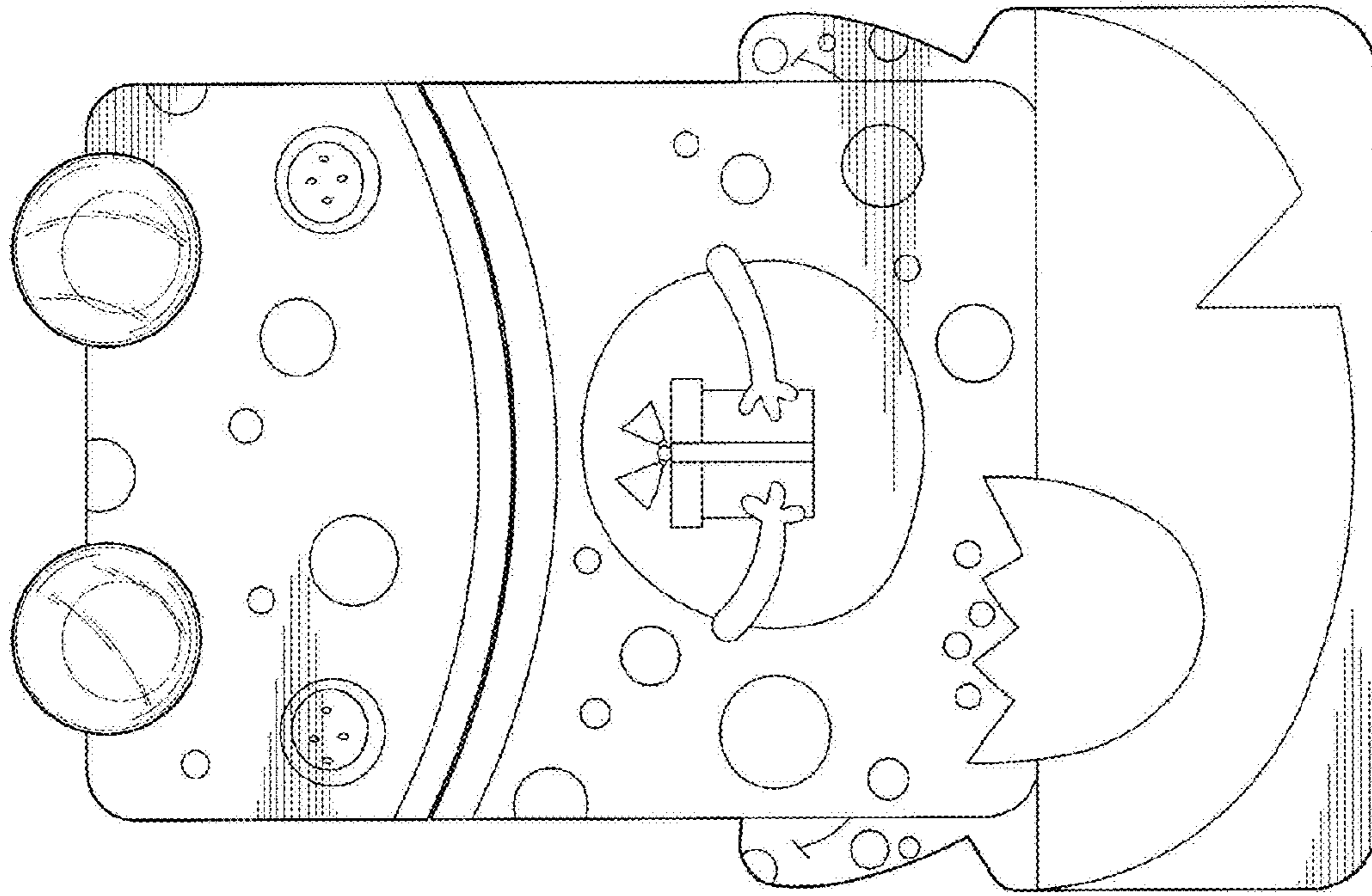


Fig. 2

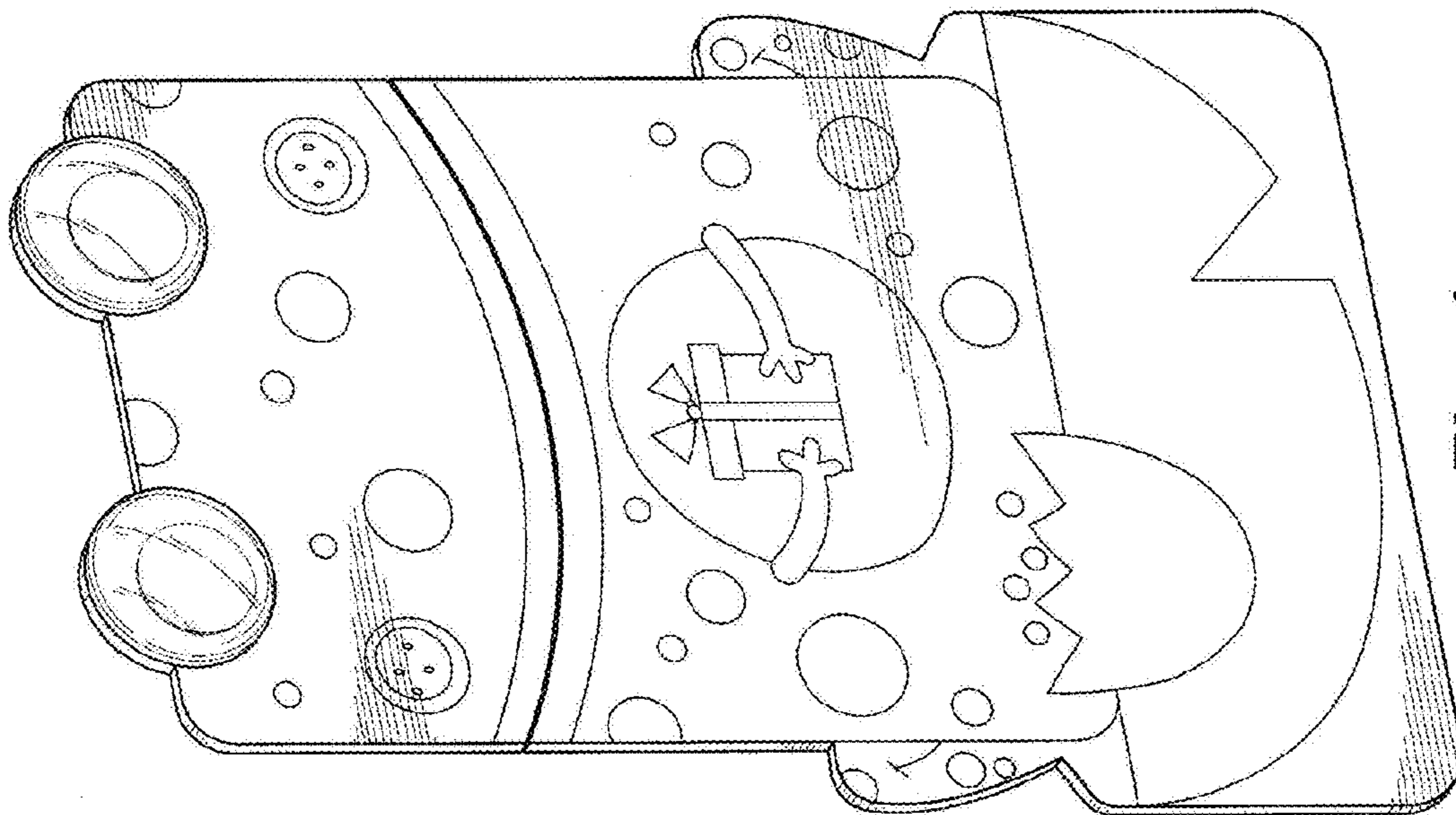


Fig. 1

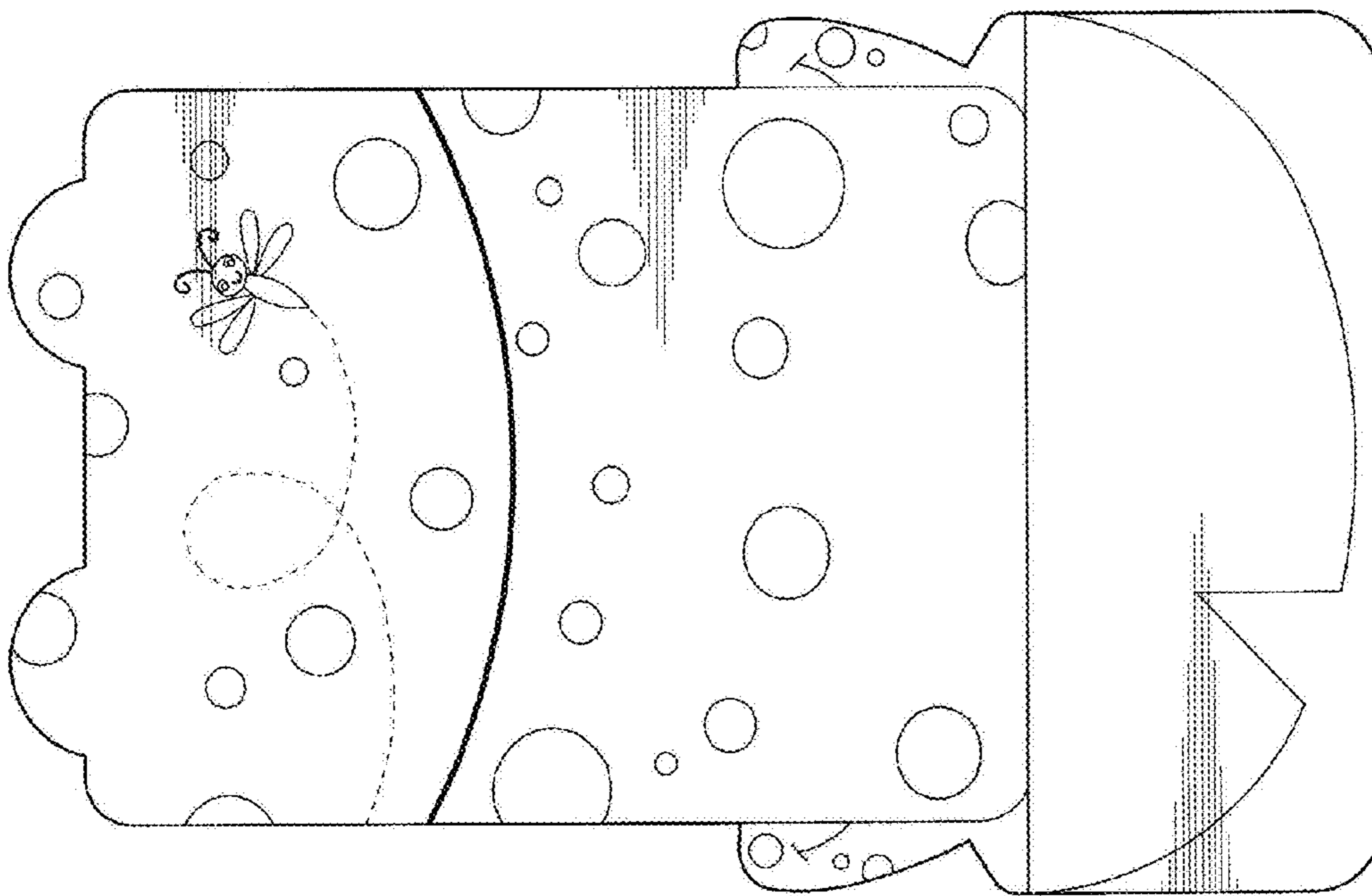


Fig. 3




Fig. 4

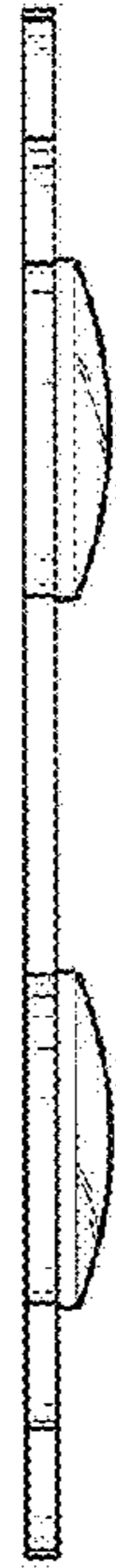


Fig. 5

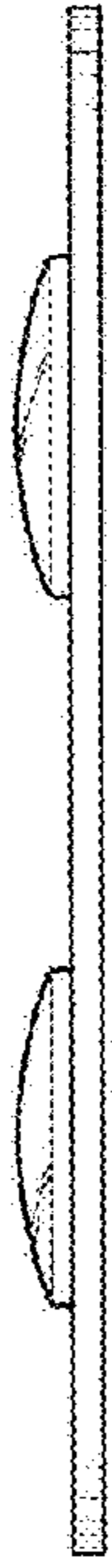


Fig. 6






Fig. 7