



US00D641771S

(12) **United States Design Patent**  
**Sasaki et al.**

(10) **Patent No.:** **US D641,771 S**

(45) **Date of Patent:** **\*\* Jul. 19, 2011**

(54) **CAMCORDER**

(75) Inventors: **Yuzuko Sasaki**, Tokyo (JP); **Eiichiro Hayashi**, Tokyo (JP)

(73) Assignee: **Victor Company of Japan, Limited**,  
Yokohama-shi, Kanagawa (JP)

(\*\*) Term: **14 Years**

(21) Appl. No.: **29/380,648**

(22) Filed: **Dec. 9, 2010**

(30) **Foreign Application Priority Data**

Jun. 10, 2010 (JP) ..... D2010-014266

(51) **LOC (9) Cl.** ..... **16-01**

(52) **U.S. Cl.** ..... **D16/202**

(58) **Field of Classification Search** ..... D16/200–204,  
D16/208, 218; 348/143, 373–376; 358/909.1;  
396/427, 535–541

See application file for complete search history.

(56) **References Cited**

**U.S. PATENT DOCUMENTS**

D483,387 S *	12/2003	Chang et al.	.....	D16/202
6,714,724 B1 *	3/2004	Cook	.....	348/373
D519,141 S *	4/2006	Hayashi	.....	D16/202
D527,403 S *	8/2006	Byun et al.	.....	D16/202
7,253,840 B2 *	8/2007	Kayanuma	.....	348/375
7,432,977 B2 *	10/2008	Chiang	.....	348/373

D591,321 S *	4/2009	Sheppard et al.	.....	D16/202
D617,821 S *	6/2010	Kaplan et al.	.....	D16/202
D619,155 S *	7/2010	Kim et al.	.....	D16/202
D633,930 S *	3/2011	Dinger et al.	.....	D16/202
D635,606 S *	4/2011	Han et al.	.....	D16/218
D636,006 S *	4/2011	Champ	.....	D16/202

\* cited by examiner

*Primary Examiner* — Adir Aronovich

(74) *Attorney, Agent, or Firm* — The Nath Law Group;  
Jerald L. Meyer; Dereck Richmond

(57) **CLAIM**

The ornamental design for a camcorder, as shown and described.

**DESCRIPTION**

FIG. 1 is a front perspective view of a camcorder;  
FIG. 2 is a rear perspective view thereof;  
FIG. 3 is a front elevational view thereof;  
FIG. 4 is a rear elevational view thereof;  
FIG. 5 is a left side elevational view thereof;  
FIG. 6 is a right side elevational view thereof;  
FIG. 7 is a top plan view thereof; and,  
FIG. 8 is a bottom plan view thereof.

The broken lines showing on the drawing disclosure are for illustrative purposes only and form no part of the claimed design.

**1 Claim, 6 Drawing Sheets**





Fig. 1

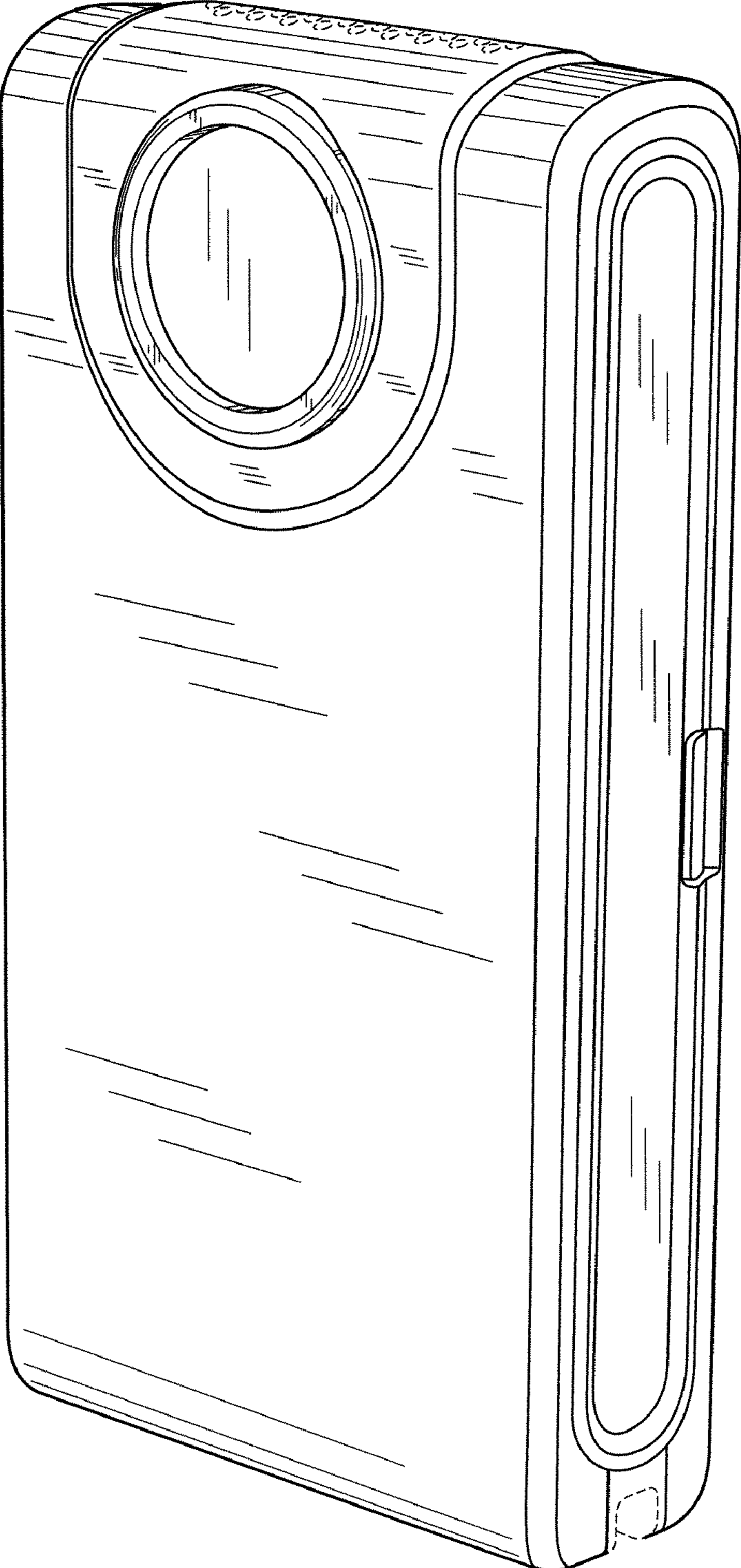


Fig.2




Fig.3




Fig.4




Fig.5




Fig.6

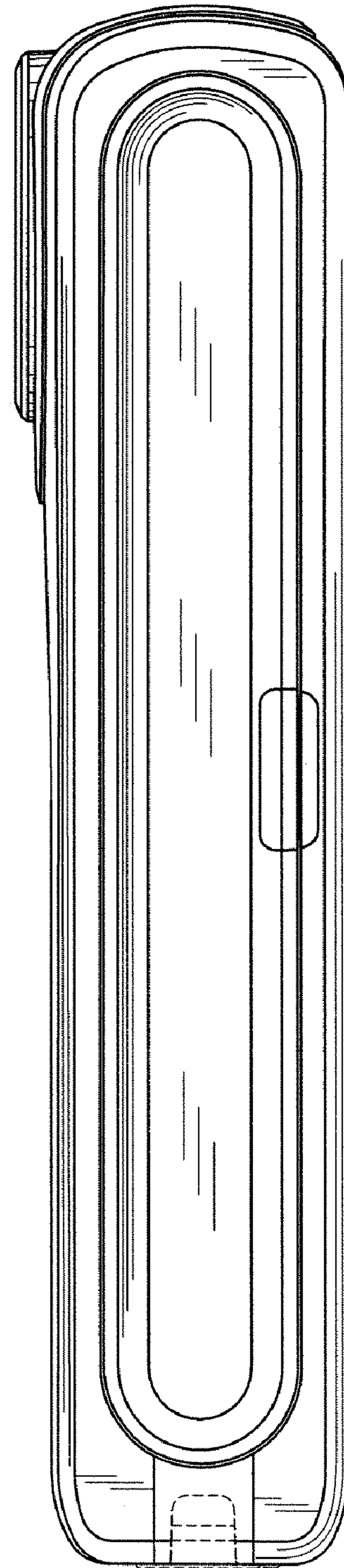


Fig.7

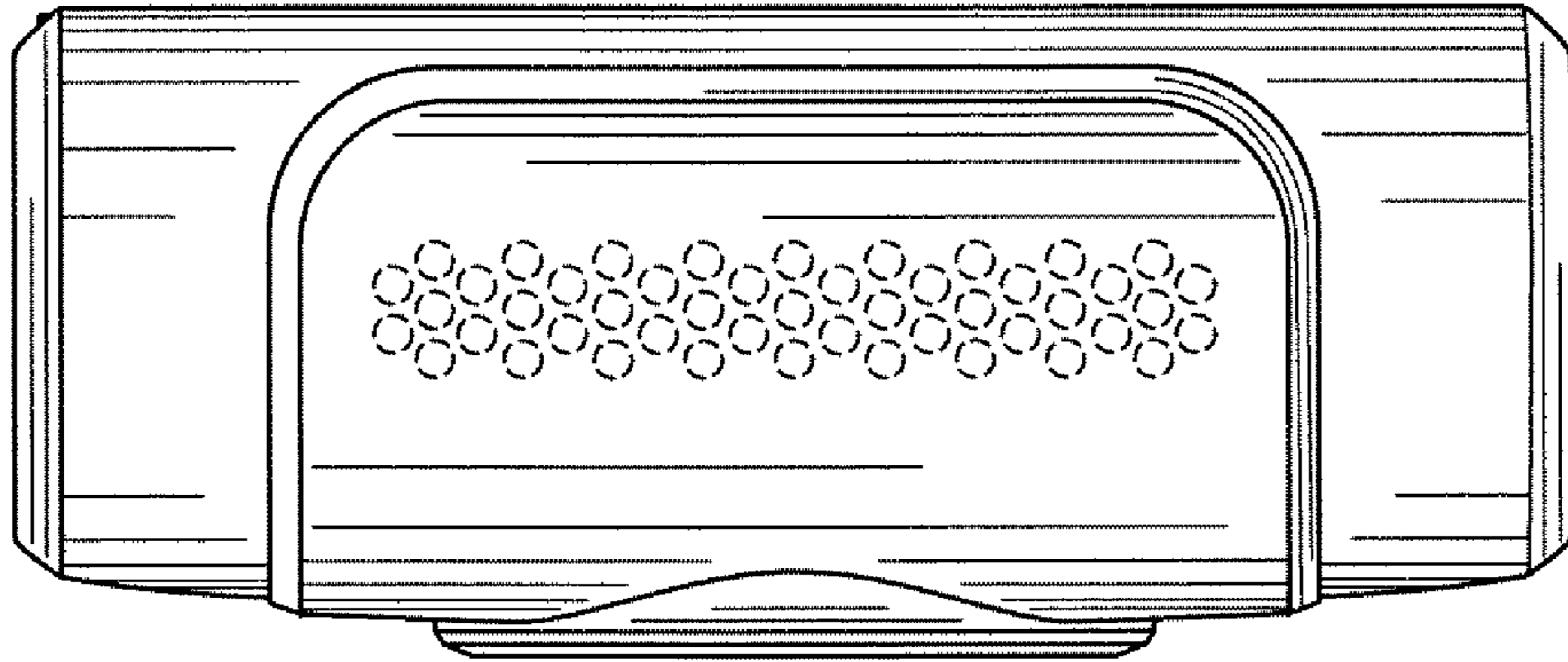


Fig.8

