



US00D641766S

(12) **United States Design Patent**
Hashimoto

(10) **Patent No.:** **US D641,766 S**
(45) **Date of Patent:** **** Jul. 19, 2011**

(54) **SAW BLADE**

(75) Inventor: **Toshiyuki Hashimoto**, Kasai (JP)

(73) Assignees: **Amada Company Limited**, Kanagawa (JP); **Amada Cutting Co., Ltd.**, Kanagawa (JP)

(**) Term: **14 Years**

(21) Appl. No.: **29/324,657**

(22) Filed: **Sep. 17, 2008**

(30) **Foreign Application Priority Data**

Mar. 26, 2008 (JP) D2008-007543

(51) **LOC (9) Cl.** **15-09**

(52) **U.S. Cl.** **D15/133**

(58) **Field of Classification Search** D8/20,
D8/64, 66, 70, 98; D15/133, 134, 138, 139;
30/307, 347, 355, 388-391; 83/663, 676,
83/835-838, 846-855; 125/13.01, 15, 22

See application file for complete search history.

(56) **References Cited**

U.S. PATENT DOCUMENTS

3,034,378	A *	5/1962	Anderson	76/112
5,901,630	A *	5/1999	Kataoka et al.	83/835
D415,401	S *	10/1999	Imboden et al.	D8/70
D455,057	S *	4/2002	Medhurst	D8/20
D527,233	S *	8/2006	Burke, III	D8/20
D534,401	S *	1/2007	Duffin et al.	D8/20
D555,444	S *	11/2007	Ammann	D8/20
D565,369	S *	4/2008	Dawson	D8/20
2002/0029679	A1 *	3/2002	Cranna	83/846
2005/0056135	A1 *	3/2005	Hall et al.	83/851
2006/0162526	A1	7/2006	Nagano et al.	
2006/0207398	A1 *	9/2006	Nicolson et al.	83/13
2008/0121079	A1	5/2008	Hashimoto et al.	

FOREIGN PATENT DOCUMENTS

JP 142507 3/1959

OTHER PUBLICATIONS

“BCTB Carbide Tipped Band Saw Blade,” by Amada Cutting Technologies, Inc., published in Jul. 2004.

“DLC Drill & DLC-mill Series,” Nachi-Fujikoshi Corp., published in Sep. 2004.

“Lenox Product Catalog,” Newell Rubbermaid Inc., published in Jan. 2008.

“Wikus Band Saw Blades,” Wikus-Sägenfabrik Wilhelm H. Kullmann GmbH & Co. KG, published 2008.

* cited by examiner

Primary Examiner — Patricia Palasik

(74) *Attorney, Agent, or Firm* — Greenblum & Bernstein P.L.C.

(57) **CLAIM**

The ornamental design for a saw blade, as shown and described.

DESCRIPTION

FIG. 1 is a perspective view of a saw blade;
FIG. 2 is a front view thereof;
FIG. 3 is a rear view thereof;
FIG. 4 is a left side view thereof;
FIG. 5 is a right side view thereof;
FIG. 6 is a top plan view thereof;
FIG. 7 is a bottom plan view thereof; and,
FIG. 8 is an enlarged detailed view of the saw blade as shown in rectangle 8 in FIG. 2.

The above drawings are lined to indicate color. In FIGS. 2 and 3, the colors change gradually from purple to gold toward the upper side. The overlapping portion of color bands is intended to indicate a gradual change in color between adjacent bands. In FIG. 7, the blade edges are colored in dark purple and the color changes reddish purple gradually toward the arch portion of blade bottoms.

1 Claim, 4 Drawing Sheets

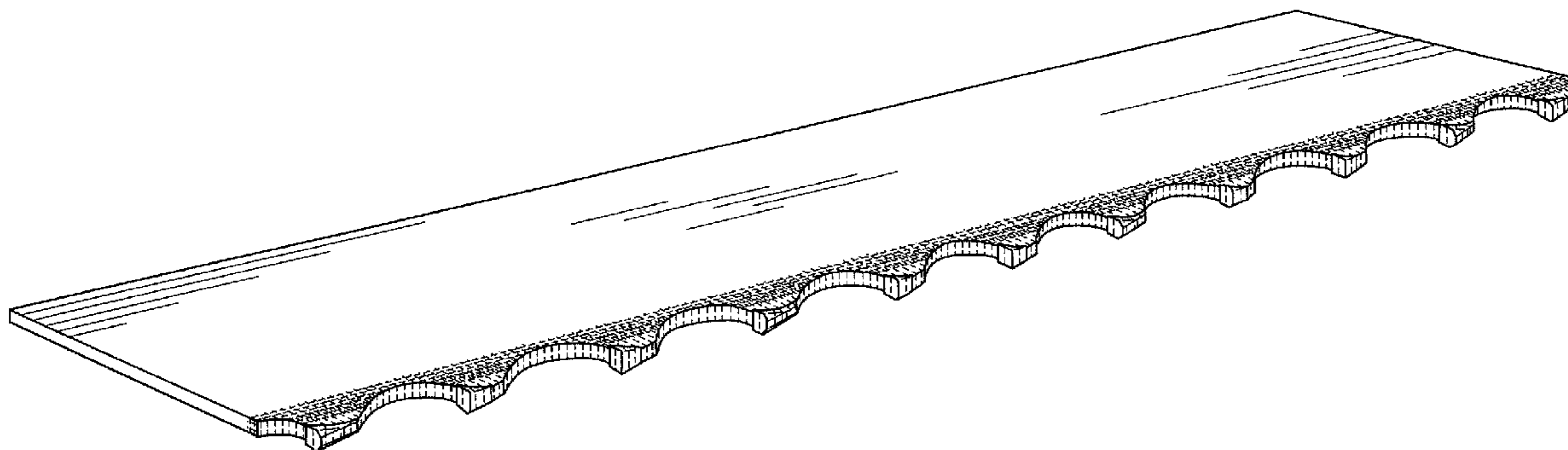


Fig.1

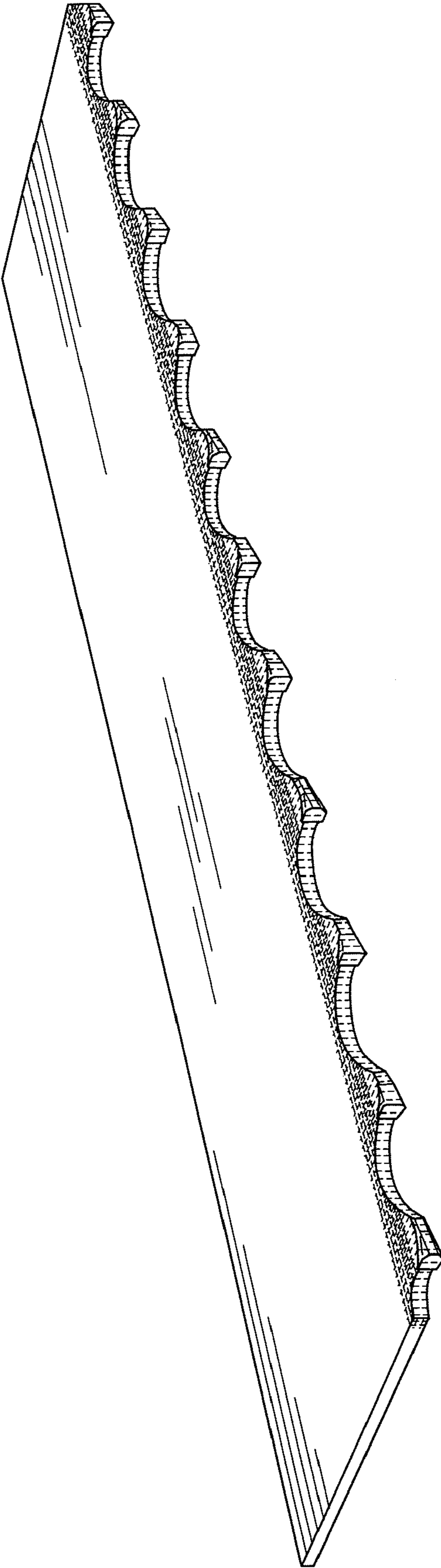


Fig.2

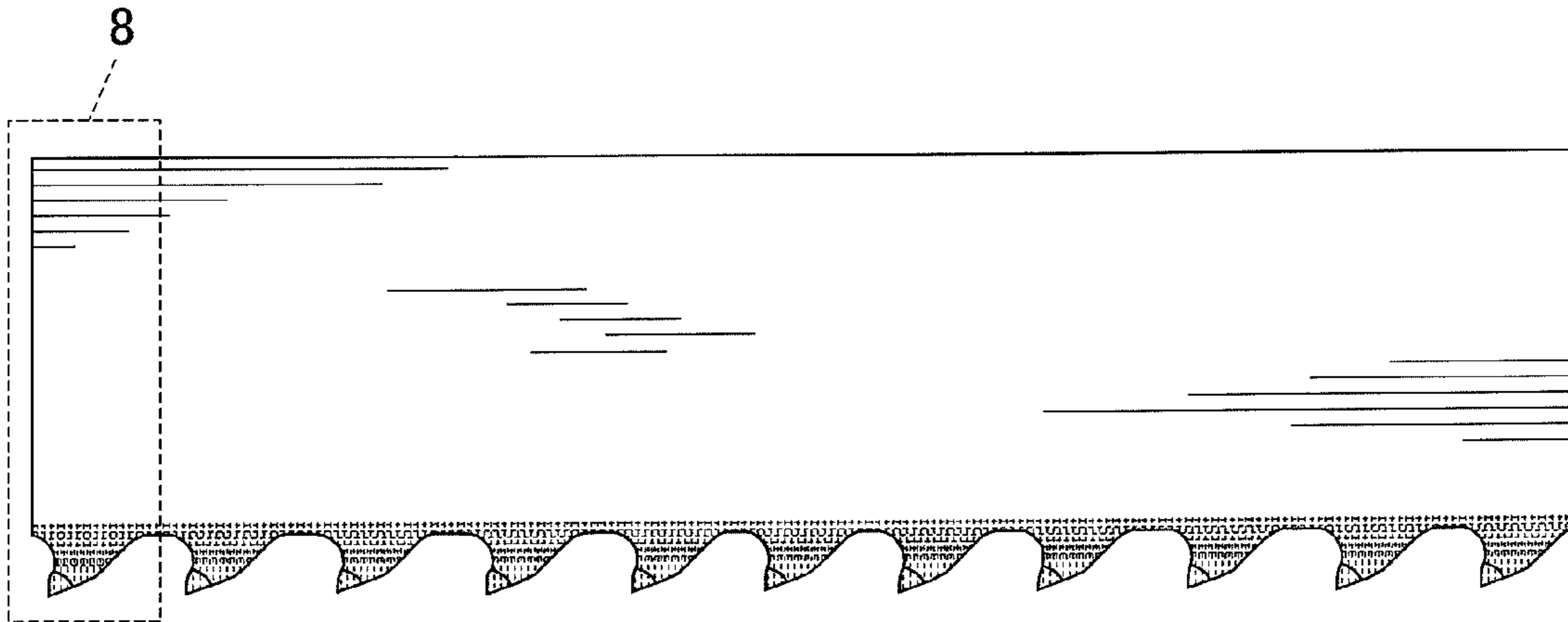


Fig.3

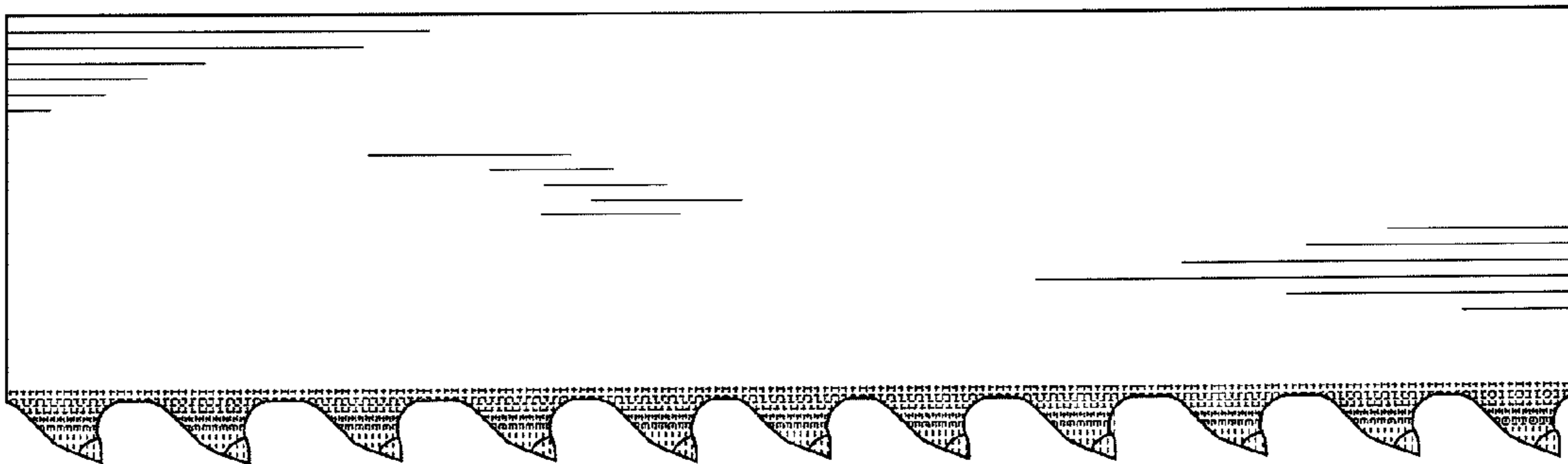


Fig.4



Fig.5

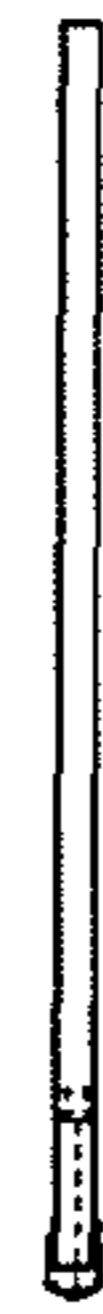


Fig.6

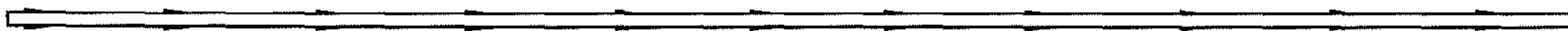


Fig.7



Fig.8

