



US00D641752S

(12) **United States Design Patent**
Leung et al.

(10) **Patent No.:** **US D641,752 S**
(45) **Date of Patent:** **** Jul. 19, 2011**

(54) **HANDHELD ELECTRONIC DEVICE**

(75) Inventors: **Kwok Ching Leung**, Richmond Hill (CA); **Todd Andrew Wood**, Guelph (CA); **Min Zhu**, Waterloo (CA)

(73) Assignee: **Research In Motion Limited**, Waterloo, Ontario (CA)

(**) Term: **14 Years**

(21) Appl. No.: **29/353,993**

(22) Filed: **Jan. 18, 2010**

(51) **LOC (9) Cl.** **14-02**

(52) **U.S. Cl.** **D14/346**

(58) **Field of Classification Search** D14/341-347, D14/496, 137, 203.1, 203.3, 203.4, 203.5, D14/203.6, 203.7, 203.9, 238.1, 247, 248, D14/138 R, 138 AA, 138 AB, 138 AC, 138 AD, D14/138 C, 138 G; 345/901, 905; 379/433.13, 379/433.12, 916, 433.04, 433.07, 433.11; 455/556.1, 556.2, 566, 575.1, 575.3, 575.4, 455/90.3

See application file for complete search history.

(56) **References Cited**

U.S. PATENT DOCUMENTS

D477,596 S * 7/2003 Hayes D14/343
D503,171 S * 3/2005 Park et al. D14/346

D533,214 S * 12/2006 Oas D18/7
D562,288 S * 2/2008 Suk et al. D14/138 AD
D588,594 S * 3/2009 Matsuoka D14/341
D594,863 S * 6/2009 Ichise et al. D14/345
D598,878 S * 8/2009 Griffin et al. D14/138 AD
D609,677 S * 2/2010 Garnham et al. D14/138 AD
D612,359 S * 3/2010 Oh et al. D14/138 AD
D618,652 S * 6/2010 Oh et al. D14/138 AD
D620,914 S * 8/2010 Suk et al. D14/138 AD
D624,042 S * 9/2010 Lee et al. D14/138 AD
D624,537 S * 9/2010 Wood et al. D14/346

* cited by examiner

Primary Examiner — Angela Lee

(57) **CLAIM**


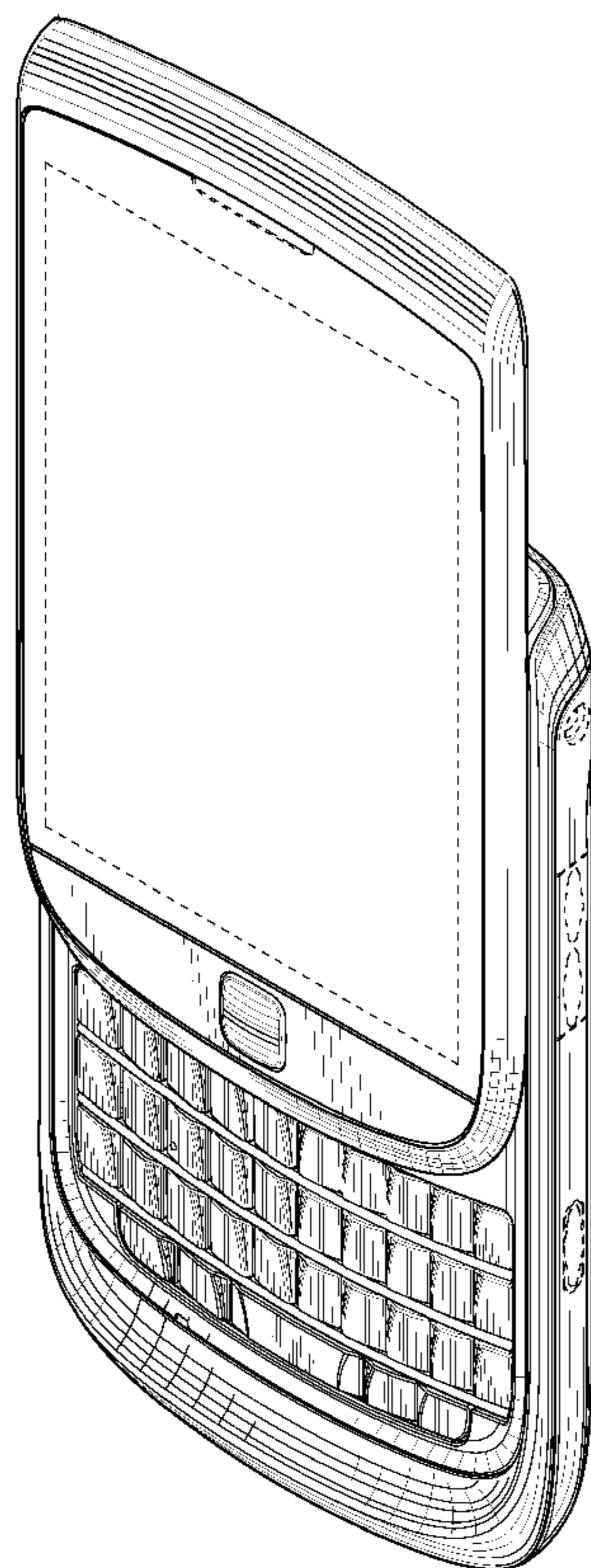
We claim the ornamental design for a handheld electronic device, as shown and described.

DESCRIPTION

FIG. 1 is a front perspective view of a handheld electronic device;
FIG. 2 is a back perspective view of the handheld electronic device;
FIG. 3 is a front elevational view thereof;
FIG. 4 is a back elevational view thereof;
FIG. 5 is a right elevational view thereof;
FIG. 6 is a left elevational view thereof;
FIG. 7 is a top plan view thereof; and,
FIG. 8 is a bottom plan view thereof.

The broken lines shown in the drawings of the handheld electronic device are for the purpose of illustrating portions of the article and form no part of the claimed design.

1 Claim, 6 Drawing Sheets



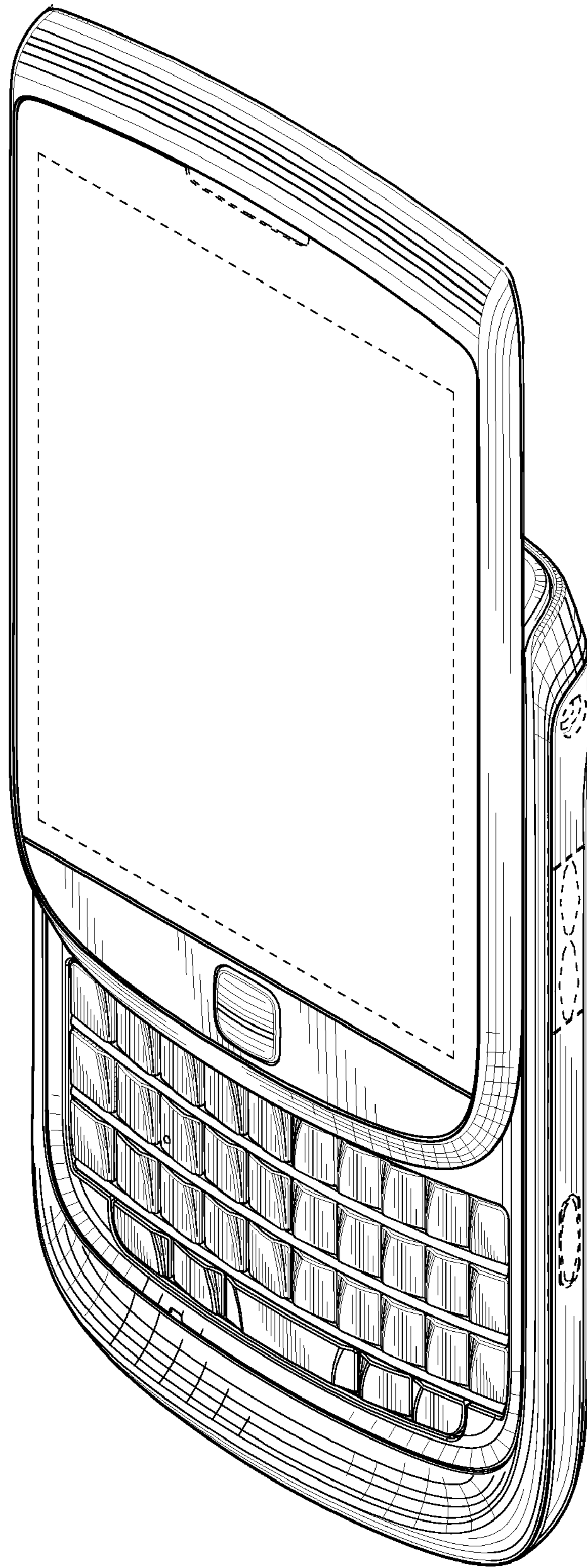


FIG.1

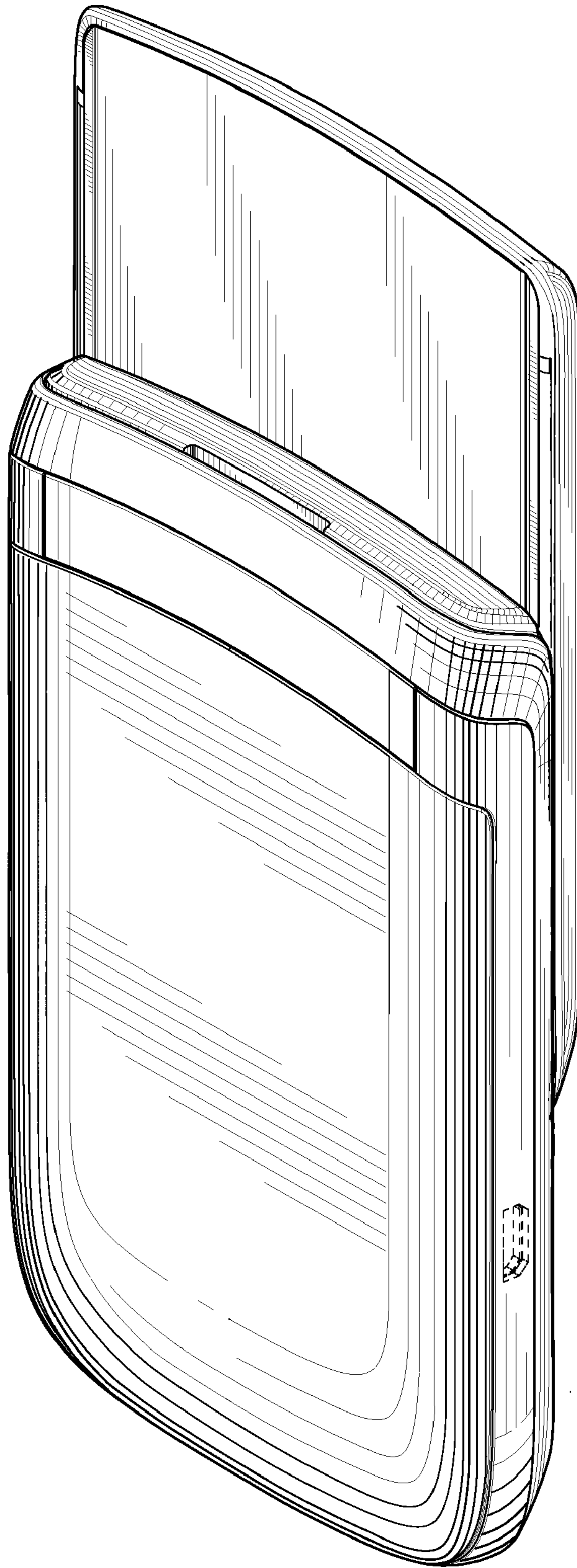


FIG.2

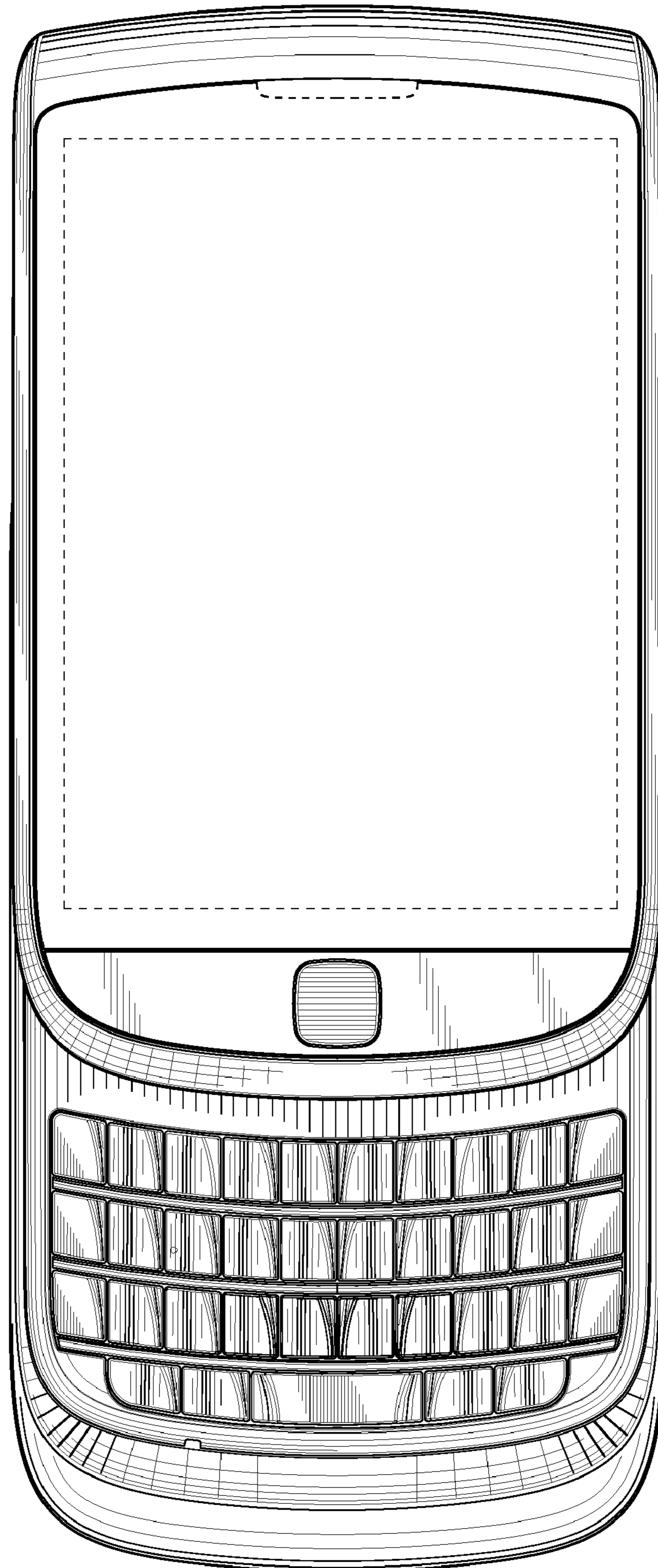


FIG.3

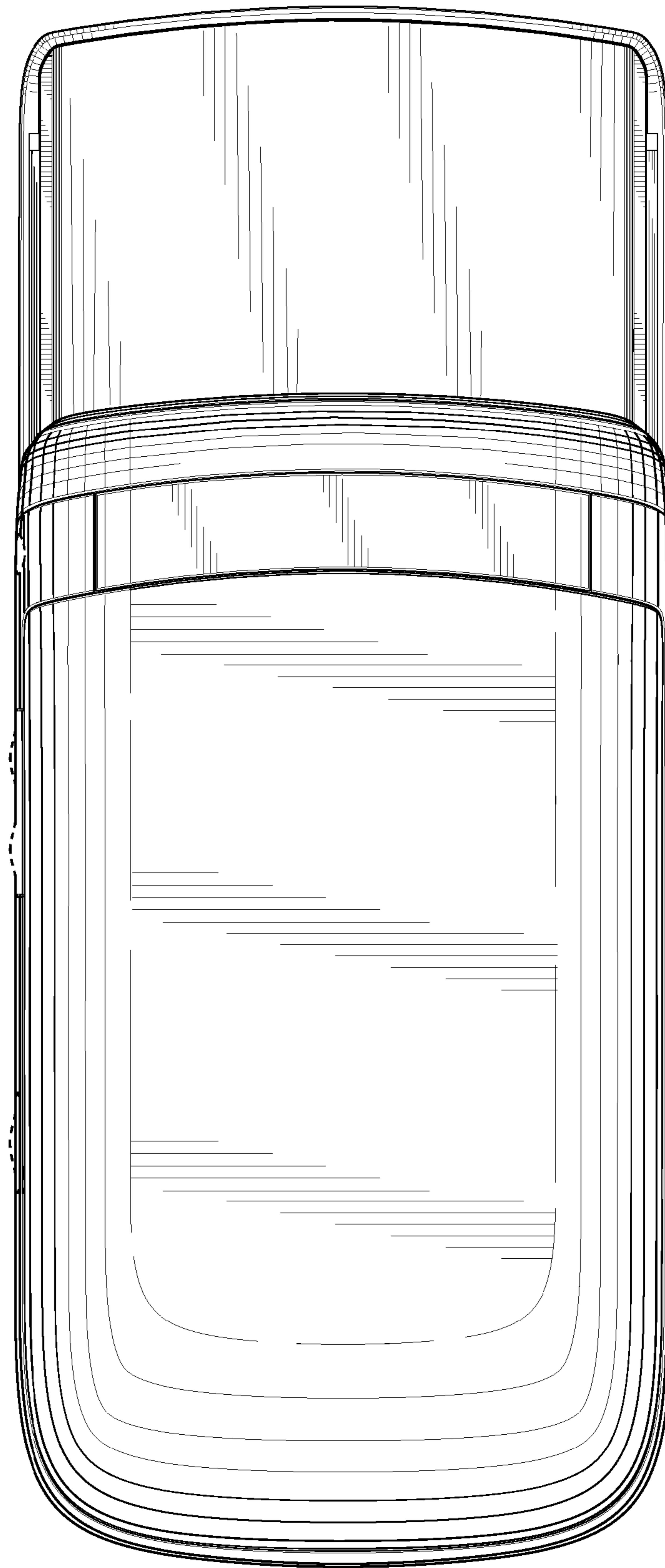


FIG.4




FIG.5

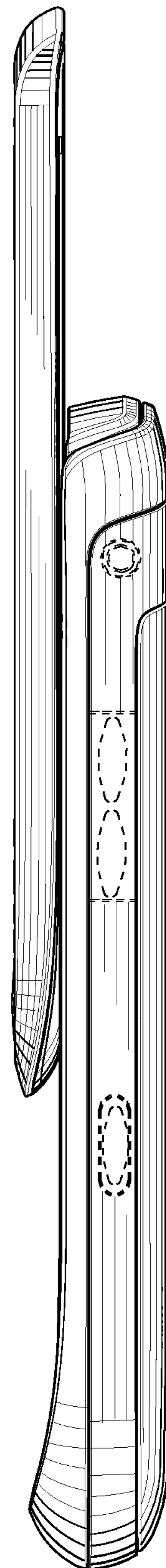


FIG.6

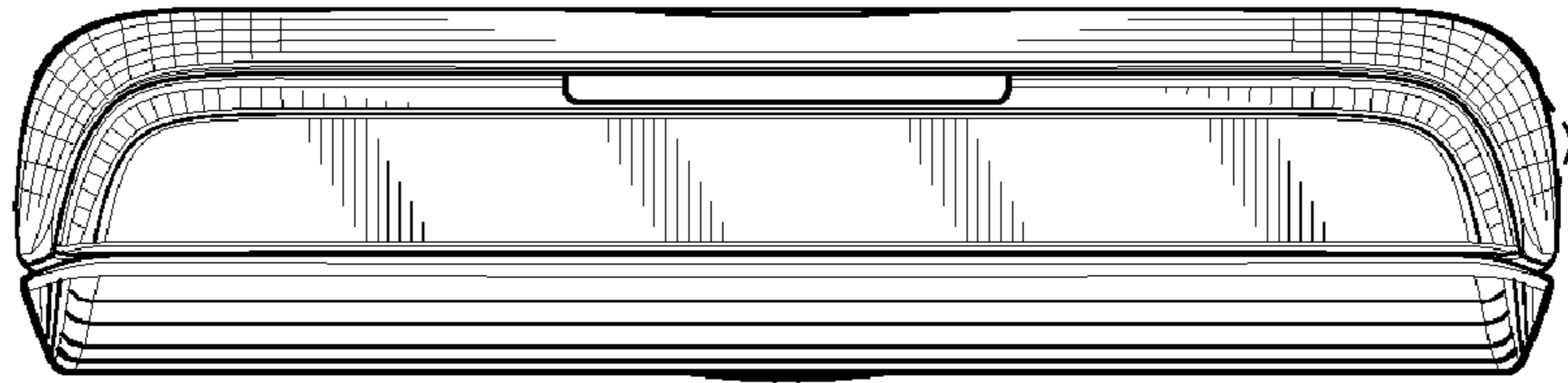


FIG. 7

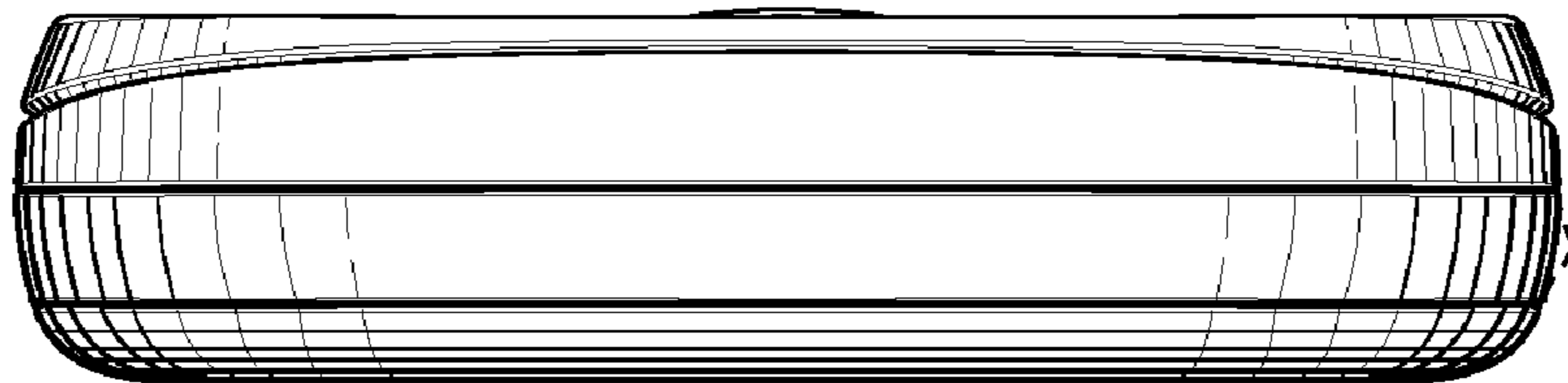


FIG. 8