



US00D641737S

(12) **United States Design Patent**
Krauss et al.

(10) **Patent No.:** **US D641,737 S**
(45) **Date of Patent:** **** Jul. 19, 2011**

(54) **SET OF HEADPHONES**

(75) Inventors: **Kevin M. Krauss**, Maynard, MA (US);
David H. Pitcher, Worcester, MA (US);
Julie E. Tierney, Shrewsbury, MA (US);
Michael E. Laude, Upton, MA (US);
Ian M. Collier, Cambridge, MA (US);
Kevin P. Annunziato, Medway, MA
(US); **Ryan C. Silvestri**, Franklin, MA
(US); **Eric M. Wallace**, Chelmsford,
MA (US); **Michael Monahan**, Franklin,
MA (US)

(73) Assignee: **Bose Corporation**, Framingham, MA
(US)

(**) Term: **14 Years**

(21) Appl. No.: **29/367,617**

(22) Filed: **Aug. 10, 2010**

(51) **LOC (9) Cl.** **14-01**

(52) **U.S. Cl.** **D14/223; D14/205**

(58) **Field of Classification Search** D14/205,
D14/206, 223; D24/174; 128/864, 865,
128/866; 379/430, 431, 433.01; 181/129,
181/130, 135; 381/380, 381; 455/90.3, 569.1
See application file for complete search history.

(56) **References Cited**

U.S. PATENT DOCUMENTS

4,646,872	A	*	3/1987	Kamon et al.	181/129
D316,550	S	*	4/1991	Sogabe	D14/168
D318,670	S	*	7/1991	Taniguchi	D14/205
D326,655	S	*	6/1992	Iribe	D14/192
5,222,151	A	*	6/1993	Nagayoshi et al.	381/380
5,625,171	A	*	4/1997	Marshall	181/130
D430,139	S	*	8/2000	Peters et al.	D14/205

D430,547	S	*	9/2000	Yoon	D14/142
D430,860	S	*	9/2000	Yoon	D14/142
D471,890	S	*	3/2003	Clarkson	D14/205
D558,735	S		1/2008	Carr et al.		
D566,691	S	*	4/2008	Andre et al.	D14/223
D569,841	S	*	5/2008	Chung et al.	D14/205
D575,772	S	*	8/2008	Schultz et al.	D14/223
D578,507	S	*	10/2008	Ando	D14/205
D578,508	S	*	10/2008	Wang	D14/206
D582,389	S	*	12/2008	Bose et al.	D14/205
D582,889	S	*	12/2008	Bose et al.	D14/205
D584,284	S		1/2009	Carr et al.		
D585,881	S	*	2/2009	Nam et al.	D14/223
D588,099	S	*	3/2009	Yuyama	D14/205
D605,170	S	*	12/2009	Keinanen	D14/205
D605,628	S	*	12/2009	Ando	D14/205
D607,875	S	*	1/2010	Pedersen, II	D14/206
D622,265	S	*	8/2010	Rye	D14/223

* cited by examiner

Primary Examiner — Paula Greene

(57) **CLAIM**

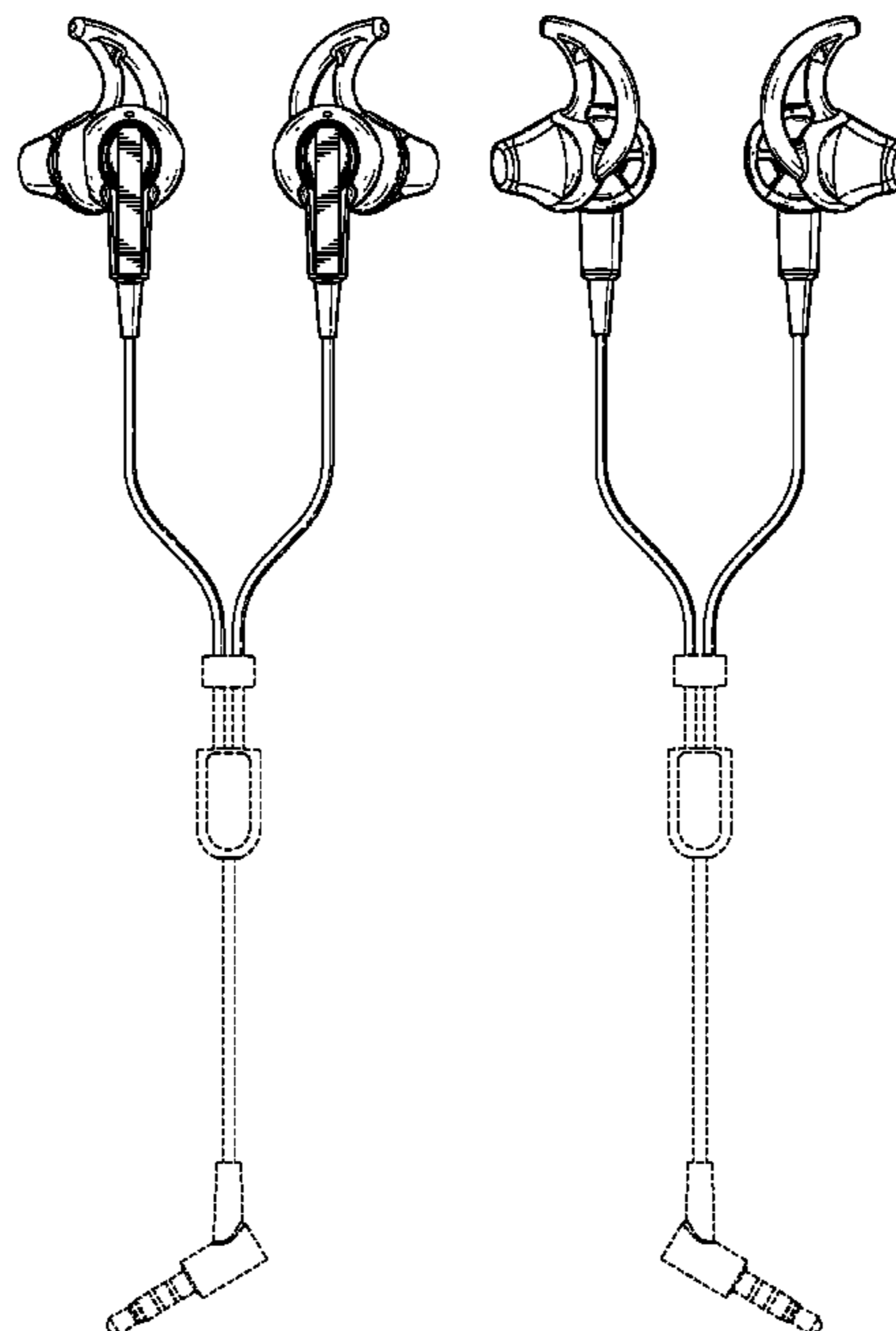
The ornamental design for a set of headphones, substantially as shown and described.

DESCRIPTION

FIG. 1 is a perspective view of a set of headphones as seen from the front, top and side;
FIG. 2 is a front view thereof;
FIG. 3 is a back view thereof;
FIG. 4 is a side view thereof;
FIG. 5 is an opposite side view thereof;
FIG. 6 is a bottom view thereof; and,
FIG. 7 is a top view thereof.

The dotted line portions of the drawings represent environmental structure only and do not form part of the claimed design.

1 Claim, 5 Drawing Sheets



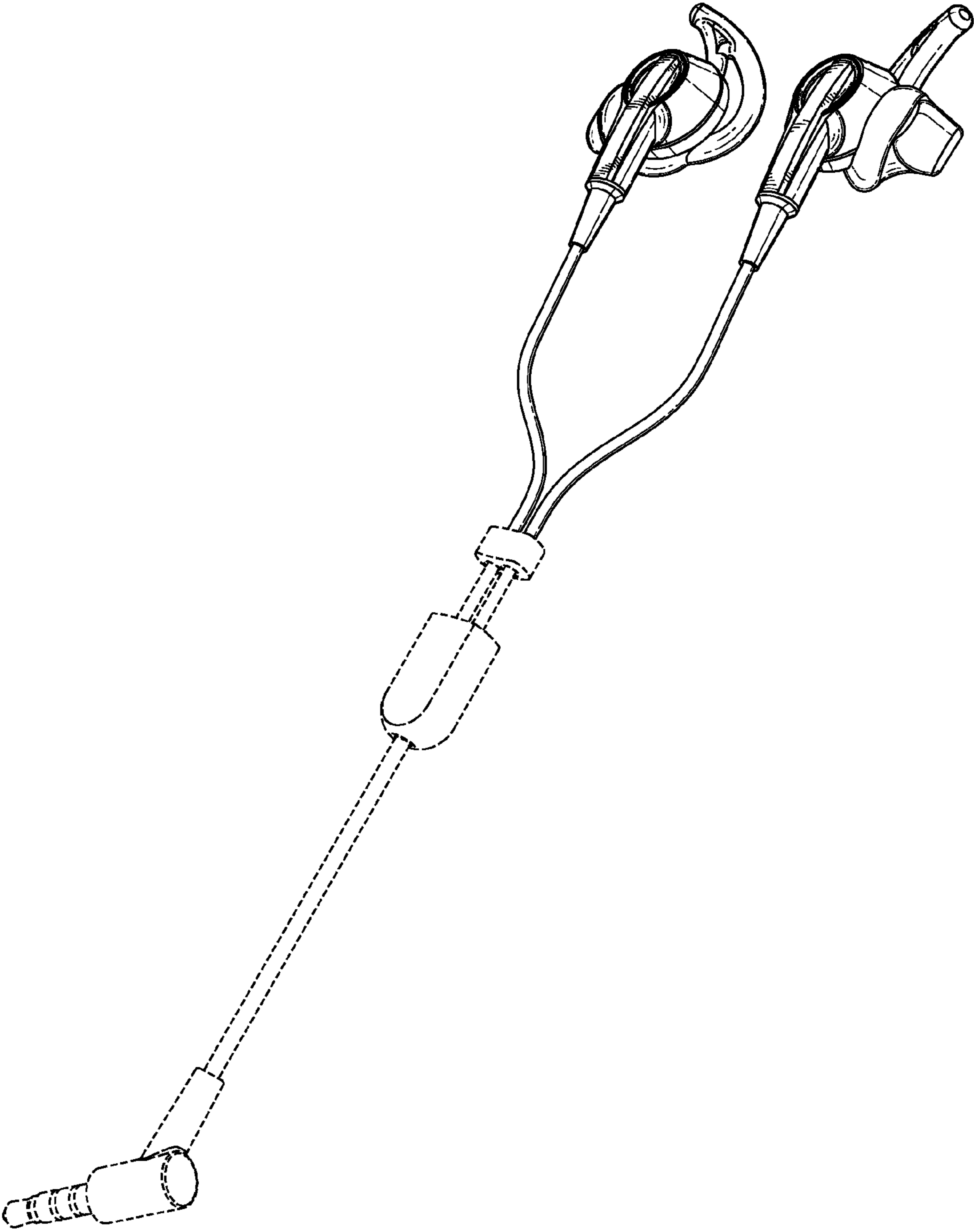


FIG. 1

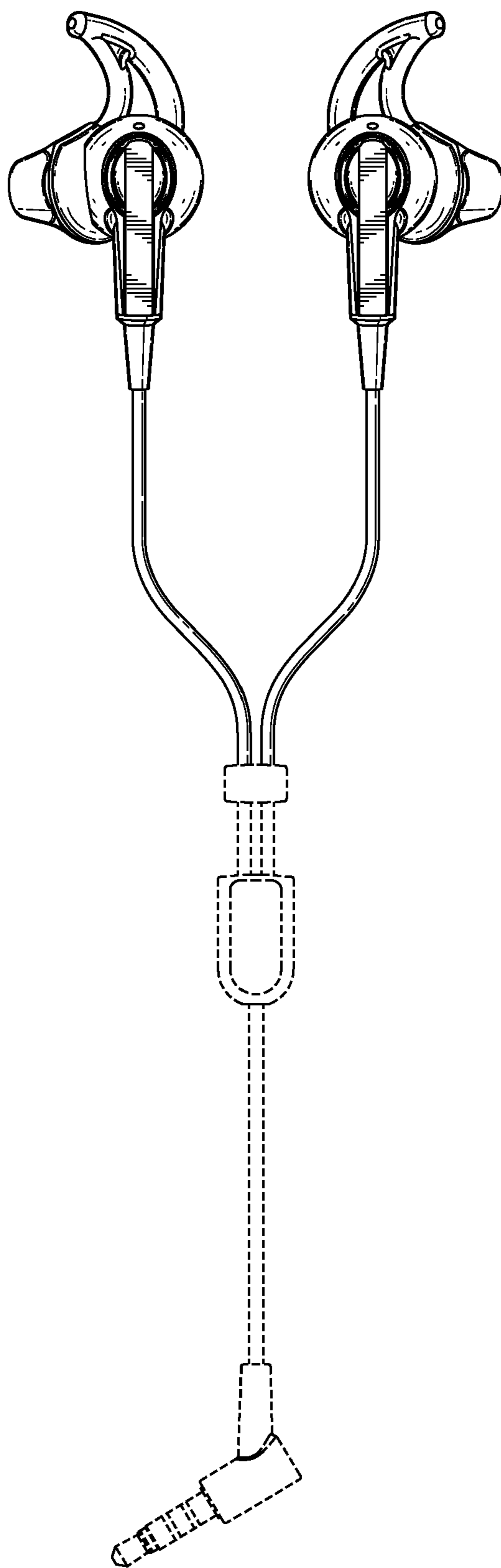


FIG. 2

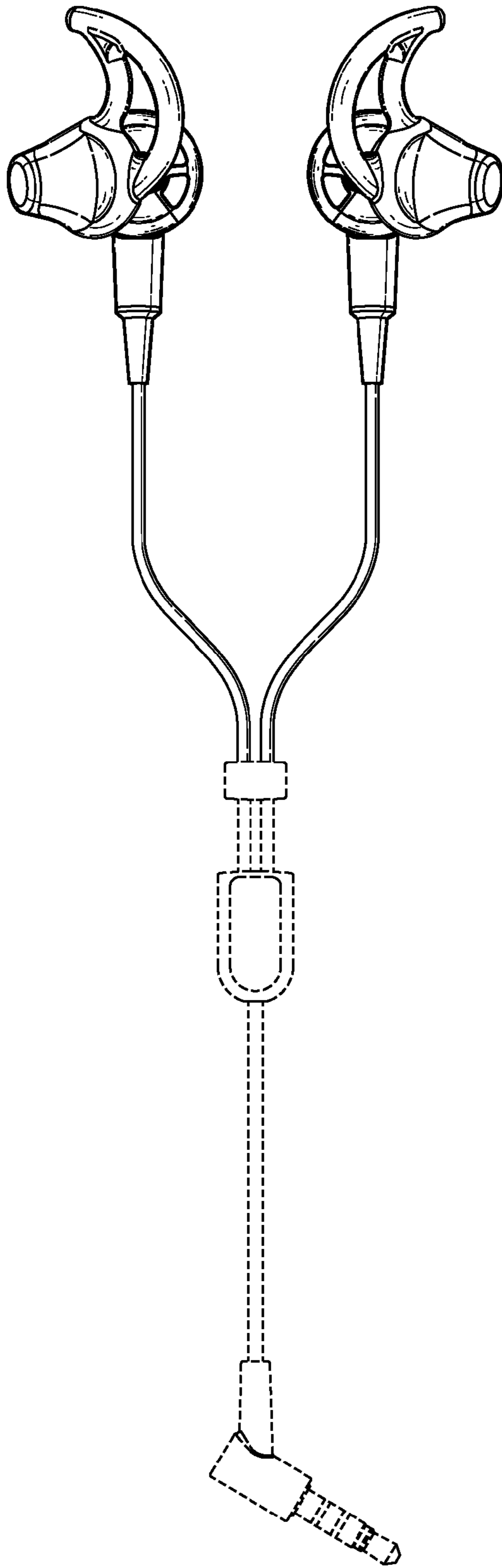


FIG. 3

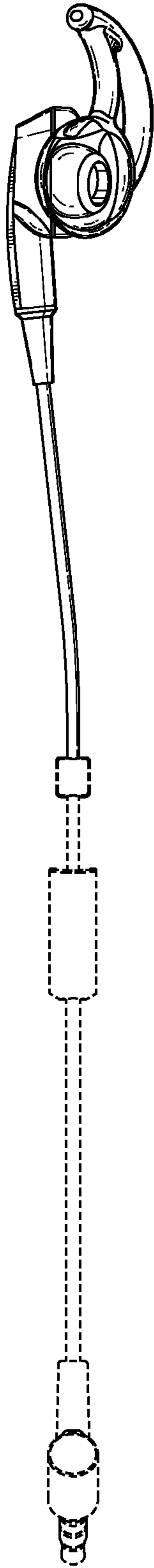


FIG. 4

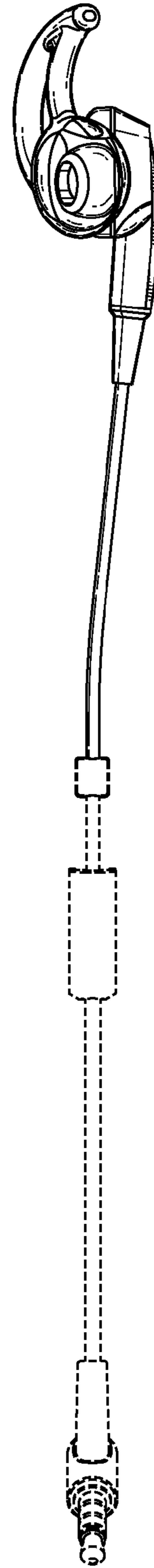


FIG. 5

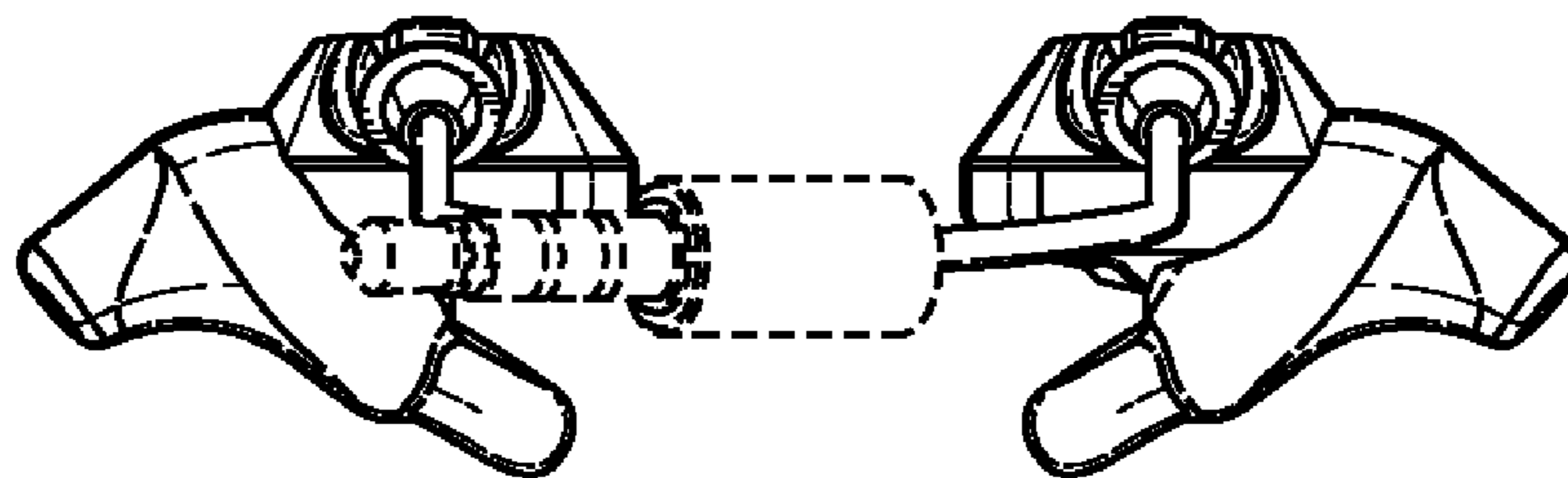


FIG. 6

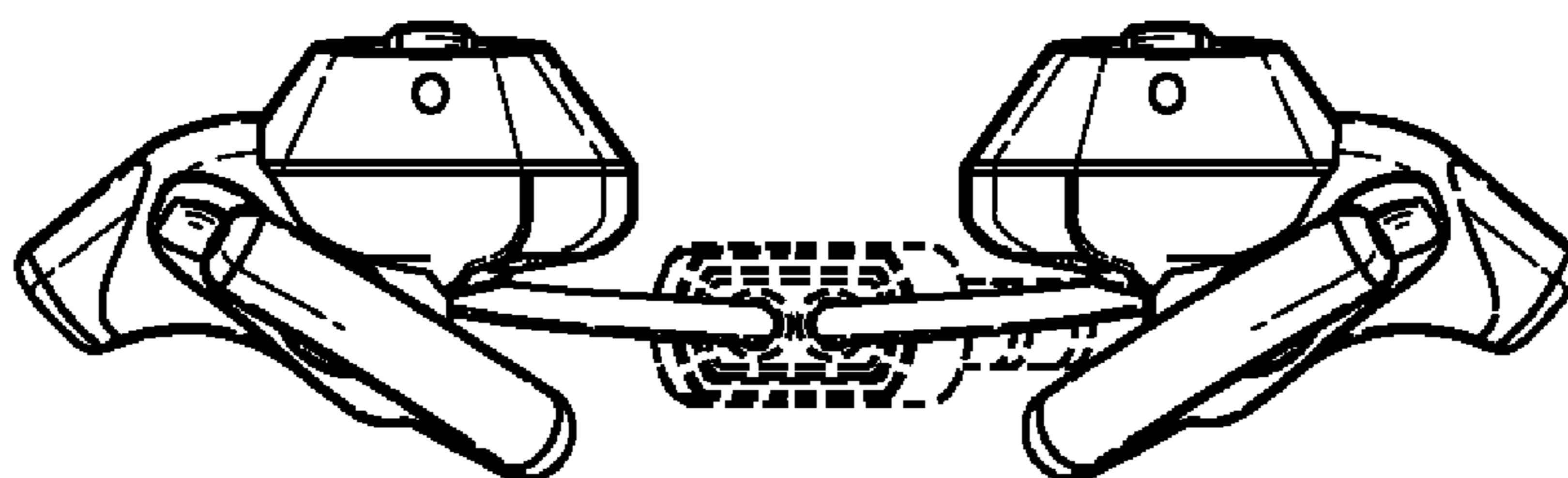


FIG. 7