



US00D641734S

(12) **United States Design Patent**
Chou et al.

(10) **Patent No.:** **US D641,734 S**
(45) **Date of Patent:** **** Jul. 19, 2011**

(54) **REMOTE CONTROL**

(75) Inventors: **Chien-Te Chou**, Taichung County (TW);
Ming-Sung Lin, Taipei (TW)

(73) Assignee: **Hannstar Display Corp.**, Taipei County
(TW)

(**) Term: **14 Years**

(21) Appl. No.: **29/376,416**

(22) Filed: **Oct. 6, 2010**

(30) **Foreign Application Priority Data**

Aug. 5, 2010 (TW) 98303744U01

(51) **LOC (9) Cl.** **14-03**

(52) **U.S. Cl.** **D14/218**

(58) **Field of Classification Search** D14/218,
D14/455; D13/168; D21/566; D10/104,
D10/106; 345/169; 348/14.05, 114, 211.99,
348/734; 340/825.24; 341/22; 455/92, 95,
455/128, 151.1–151.4, 352, 355, FOR. 121;
700/65

See application file for complete search history.

(56) **References Cited**

U.S. PATENT DOCUMENTS

D396,468 S * 7/1998 Schindler et al. D14/218
D531,588 S * 11/2006 Peh D13/168

D538,788 S * 3/2007 Reimann et al. D14/218
D543,196 S * 5/2007 Krzyzanowski et al. D14/218
D546,807 S * 7/2007 Lee D14/138 AA
D548,197 S * 8/2007 Yen et al. D13/168
D584,718 S * 1/2009 Moller et al. D14/218
D605,634 S * 12/2009 Lewis et al. D14/218
D609,222 S * 2/2010 Shin D14/218
D611,456 S * 3/2010 Lin D14/218
D626,531 S * 11/2010 Farmer et al. D14/218

* cited by examiner

Primary Examiner — Celia Murphy

Assistant Examiner — John Windmuller

(74) *Attorney, Agent, or Firm* — Stout, Uxa, Buyan &
Mullins, LLP

(57) **CLAIM**

The ornamental design for a remote control, as shown and
described.

DESCRIPTION

FIG. 1 is a perspective view of a design for a remote control
showing our new design;

FIG. 2 is a front elevational view thereof;

FIG. 3 is a rear elevational view thereof;

FIG. 4 is a left side elevational view thereof;

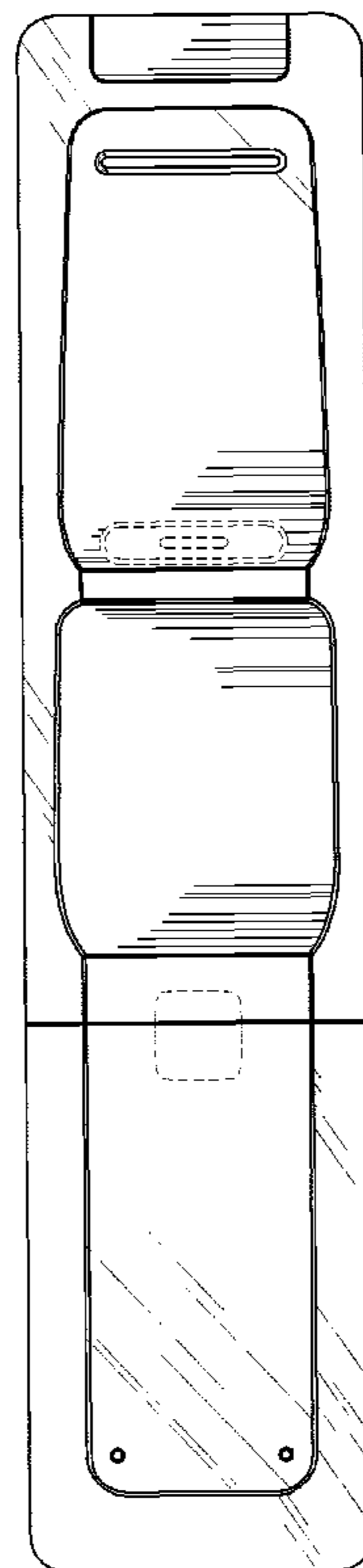
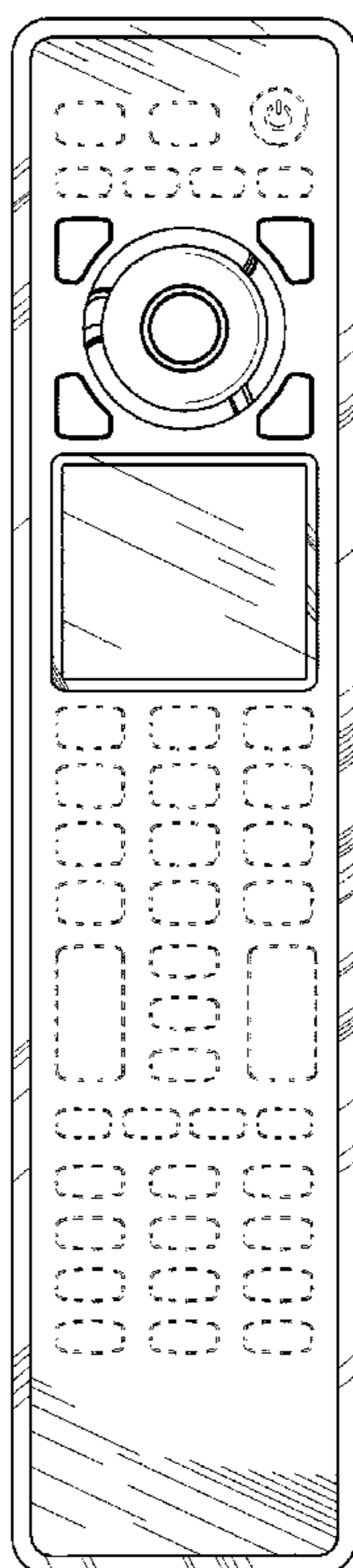
FIG. 5 is a right side elevational view thereof;

FIG. 6 is a top plan view thereof; and,

FIG. 7 is a bottom plan view thereof.

The dashed lines in the drawings are for illustrative purpose
only and form no part of the claimed design.

1 Claim, 7 Drawing Sheets



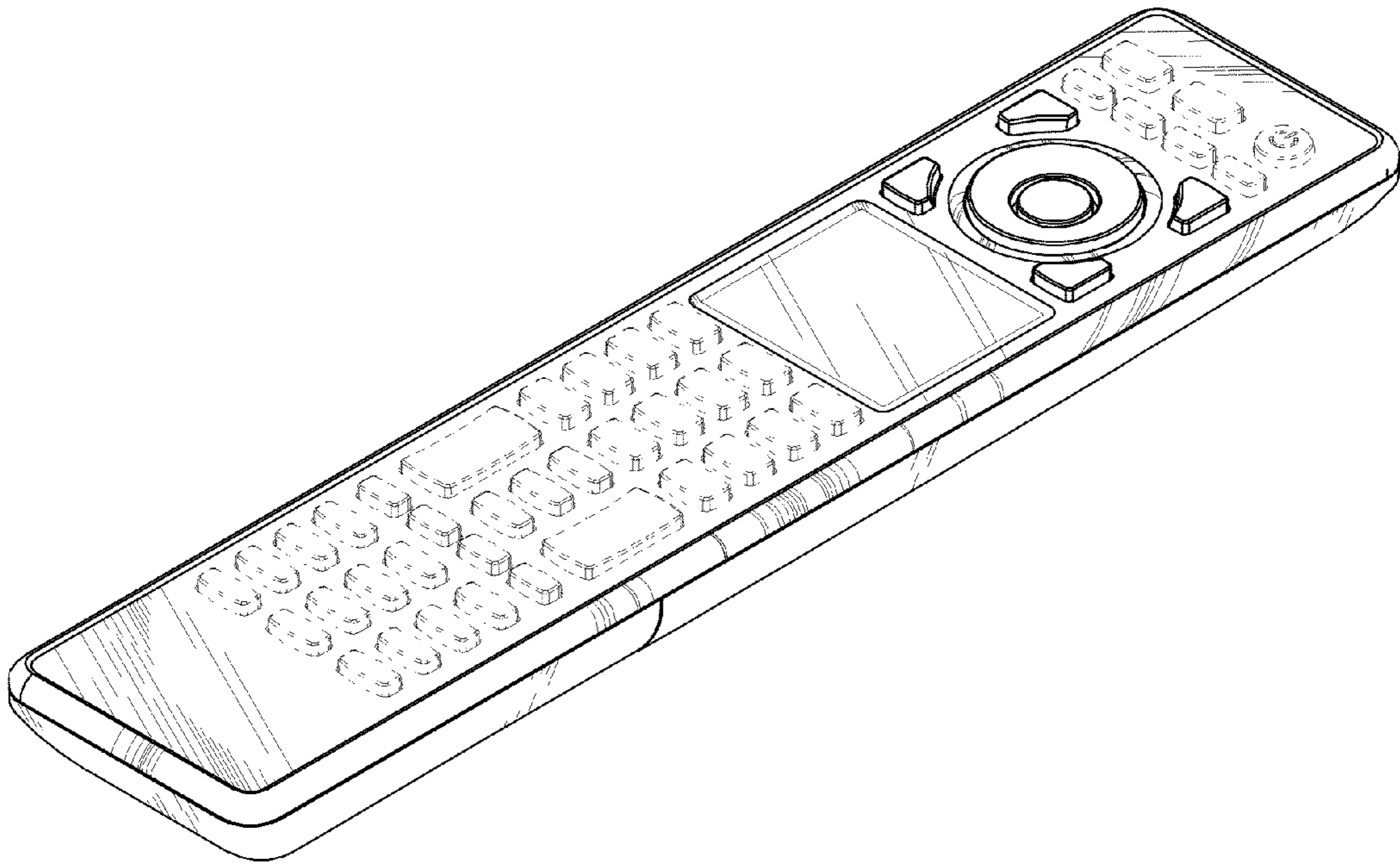


FIG.1




FIG.2




FIG.3

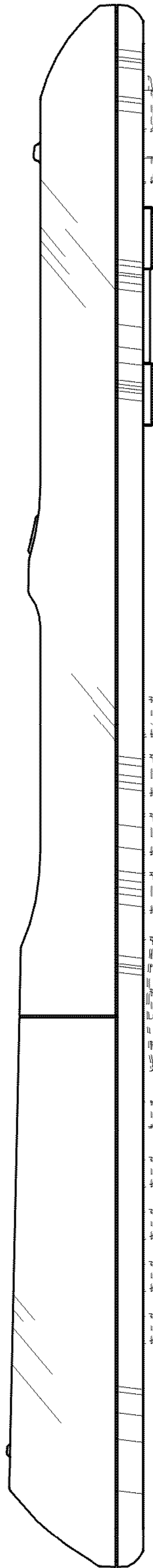


FIG.4

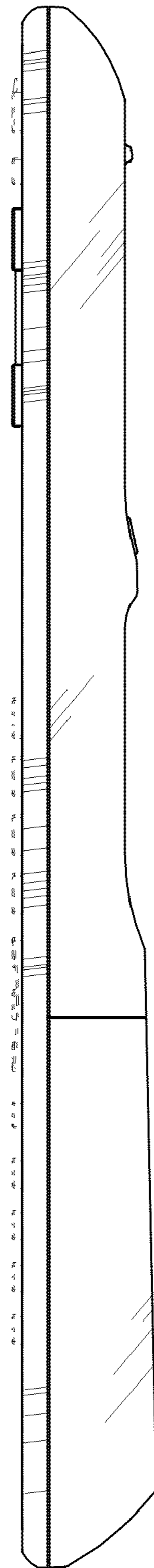


FIG.5

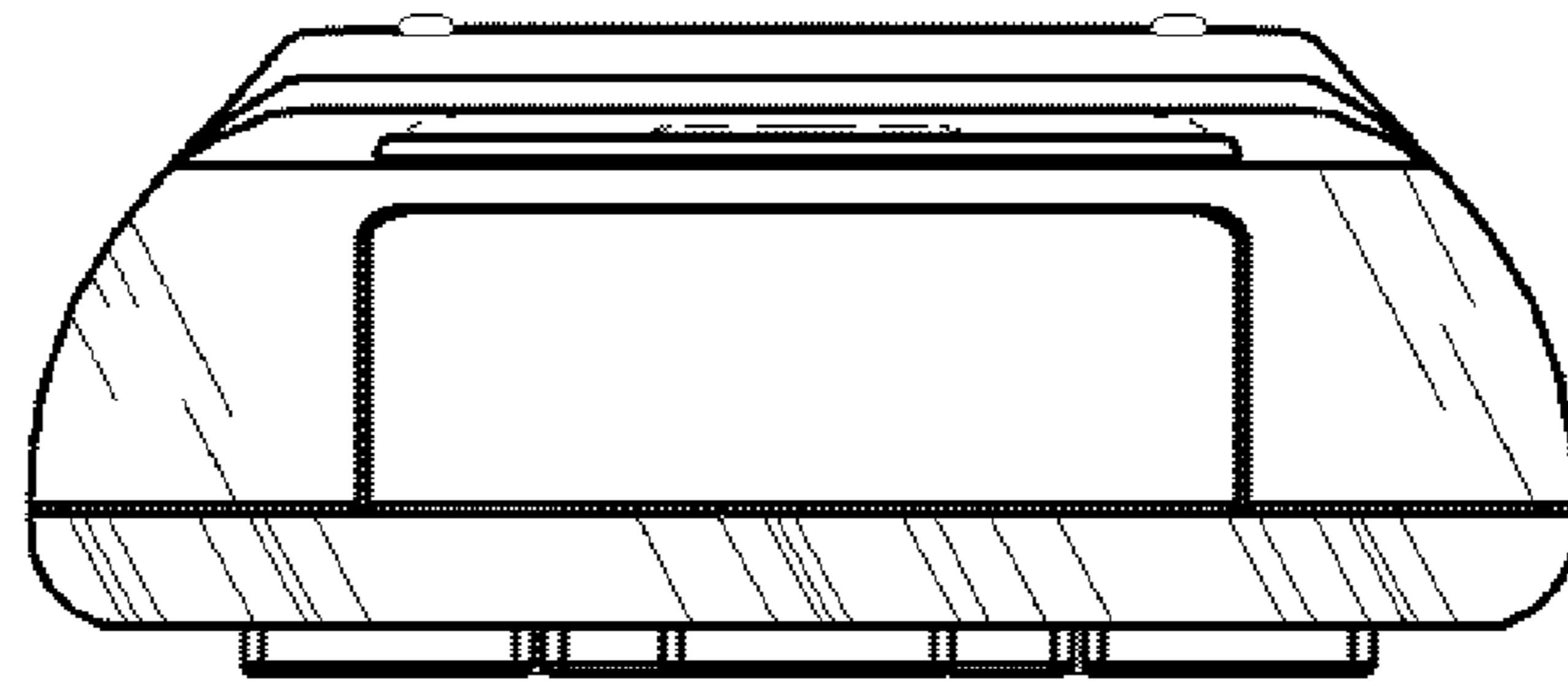


FIG. 6

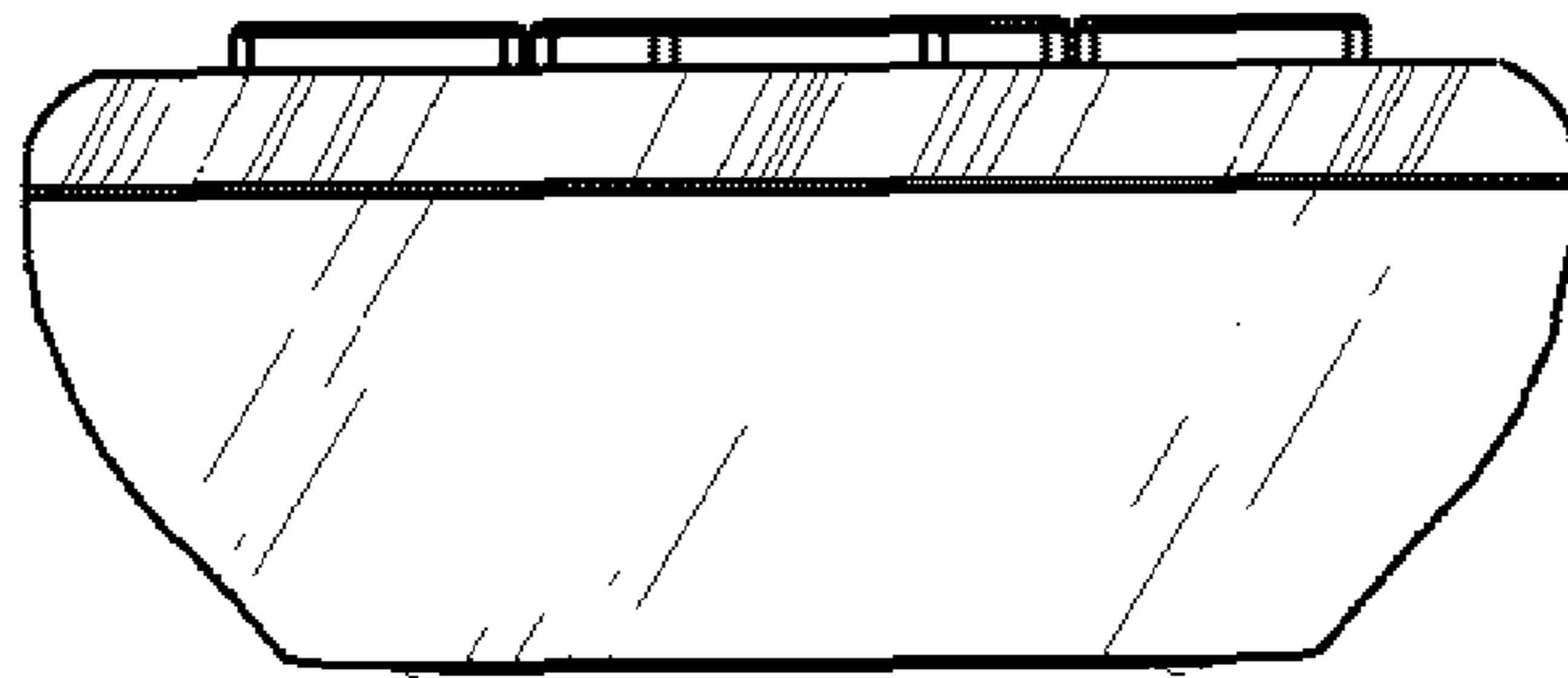


FIG. 7