



US00D641726S

(12) **United States Design Patent**
Perez

(10) **Patent No.:** **US D641,726 S**
(45) **Date of Patent:** **** Jul. 19, 2011**

- (54) **HOLDER FOR A HEADSET**
- (75) Inventor: **Jose M. Perez**, Helsinki (FI)
- (73) Assignee: **Nokia Corporation**, Espoo (FI)
- (**) Term: **14 Years**
- (21) Appl. No.: **29/369,251**

- (22) Filed: **Sep. 3, 2010**
- (51) **LOC (9) Cl.** **14-01**
- (52) **U.S. Cl.** **D14/205; D14/229**
- (58) **Field of Classification Search** D14/105,
D14/206, 223, 224, 224.1, 229, 217, 203.1,
D14/209.1; D13/107, 108; 379/430, 431;
455/90.3, 575.1

See application file for complete search history.

(56) **References Cited**

U.S. PATENT DOCUMENTS

D301,456 S *	6/1989	Siddoway	D13/107
D461,793 S *	8/2002	Brumitt et al.	D14/223
D496,029 S *	9/2004	Skulley et al.	D14/224
D500,022 S *	12/2004	Rath et al.	D14/206
D525,616 S *	7/2006	Andre et al.	D14/224.1
D540,816 S *	4/2007	Kim	D14/496
D549,646 S *	8/2007	Sade et al.	
D564,501 S *	3/2008	Rath	D14/224

D565,034 S *	3/2008	Brennwald	D14/224
D582,901 S *	12/2008	Bentley et al.	D14/224
D589,498 S *	3/2009	Komiyama	D14/223
D590,375 S *	4/2009	Komiyama	D14/223
D593,998 S *	6/2009	Bentley et al.	D14/224
D597,939 S *	8/2009	Tkachuk	D13/108
D602,008 S *	10/2009	Bentley et al.	D14/224
D602,917 S *	10/2009	Bentley	D14/224
D610,575 S *	2/2010	Brickstad	D14/223

* cited by examiner

Primary Examiner — Paula Greene

(74) *Attorney, Agent, or Firm* — Banner & Witcoff, Ltd.

(57) **CLAIM**

The ornamental design for a holder for a headset, as shown and described.

DESCRIPTION

FIG. 1 is a perspective view of a holder for a headset showing my new design;

FIG. 2 is a front view thereof;

FIG. 3 is a rear view thereof;

FIG. 4 is a left side view thereof;


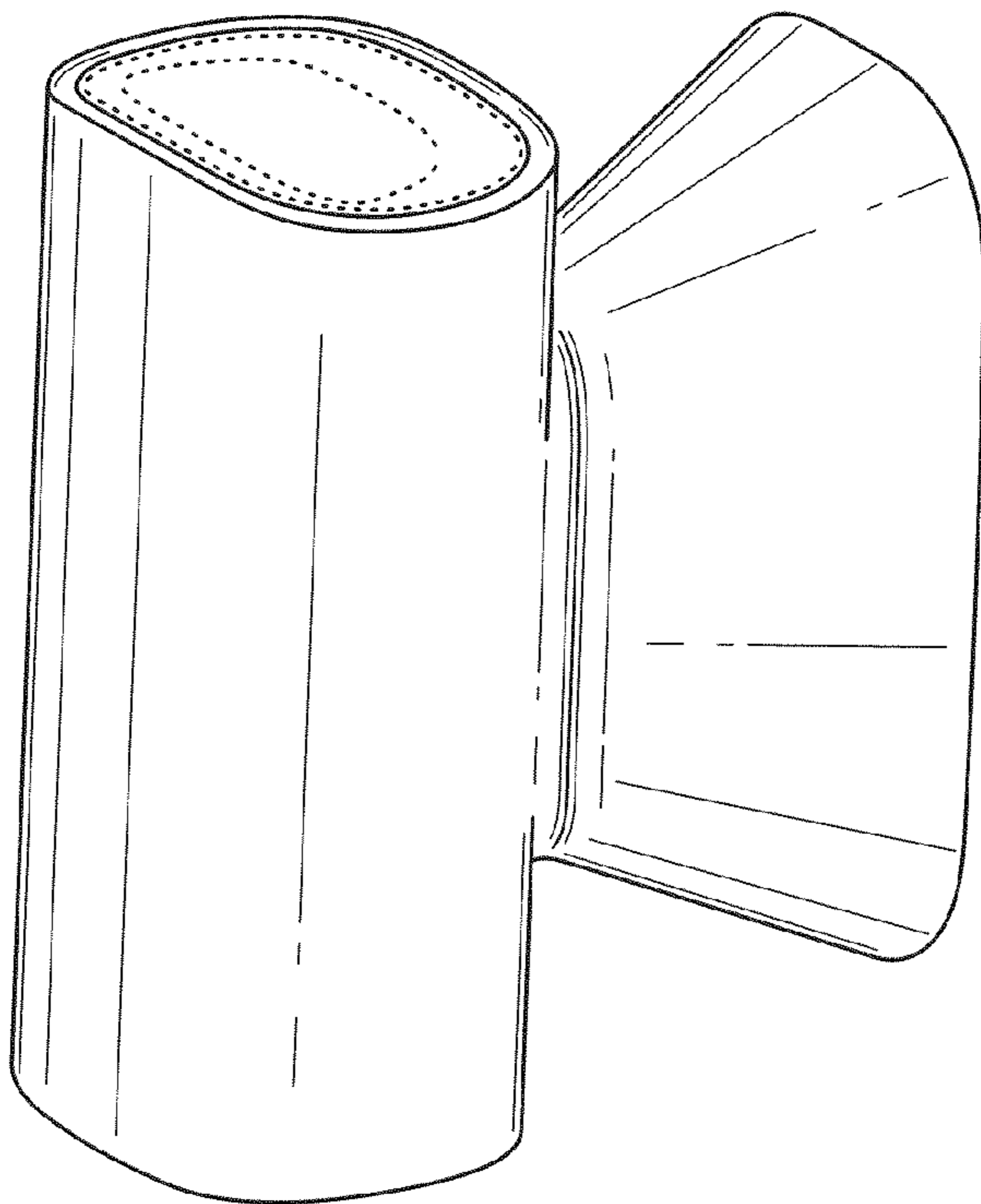
FIG. 5 is a right side view thereof;

FIG. 6 is a top view thereof; and,

FIG. 7 is a bottom view thereof.

The broken lines form no part of the claimed design.

1 Claim, 4 Drawing Sheets



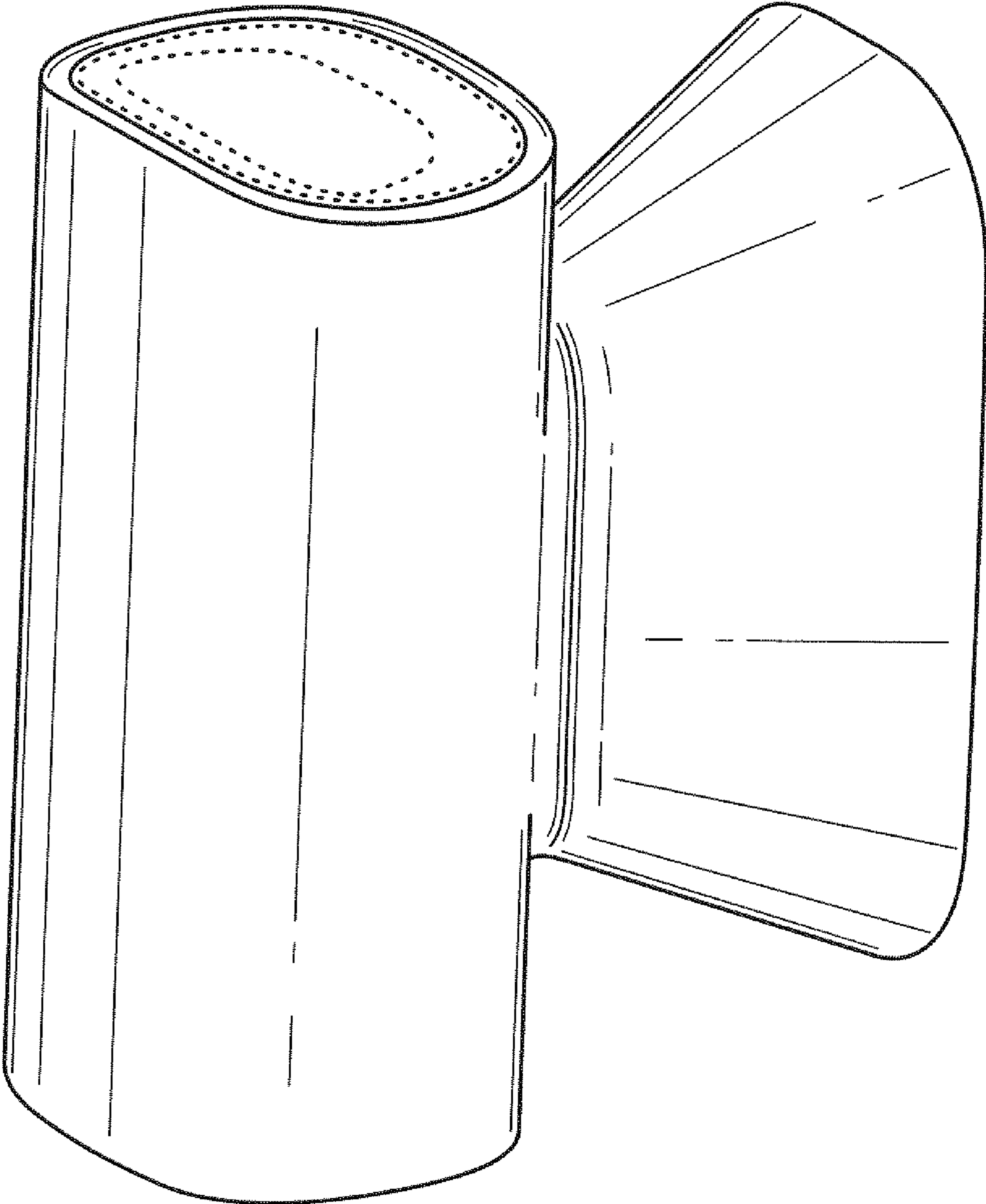


FIG. 1




FIG. 2




FIG. 3

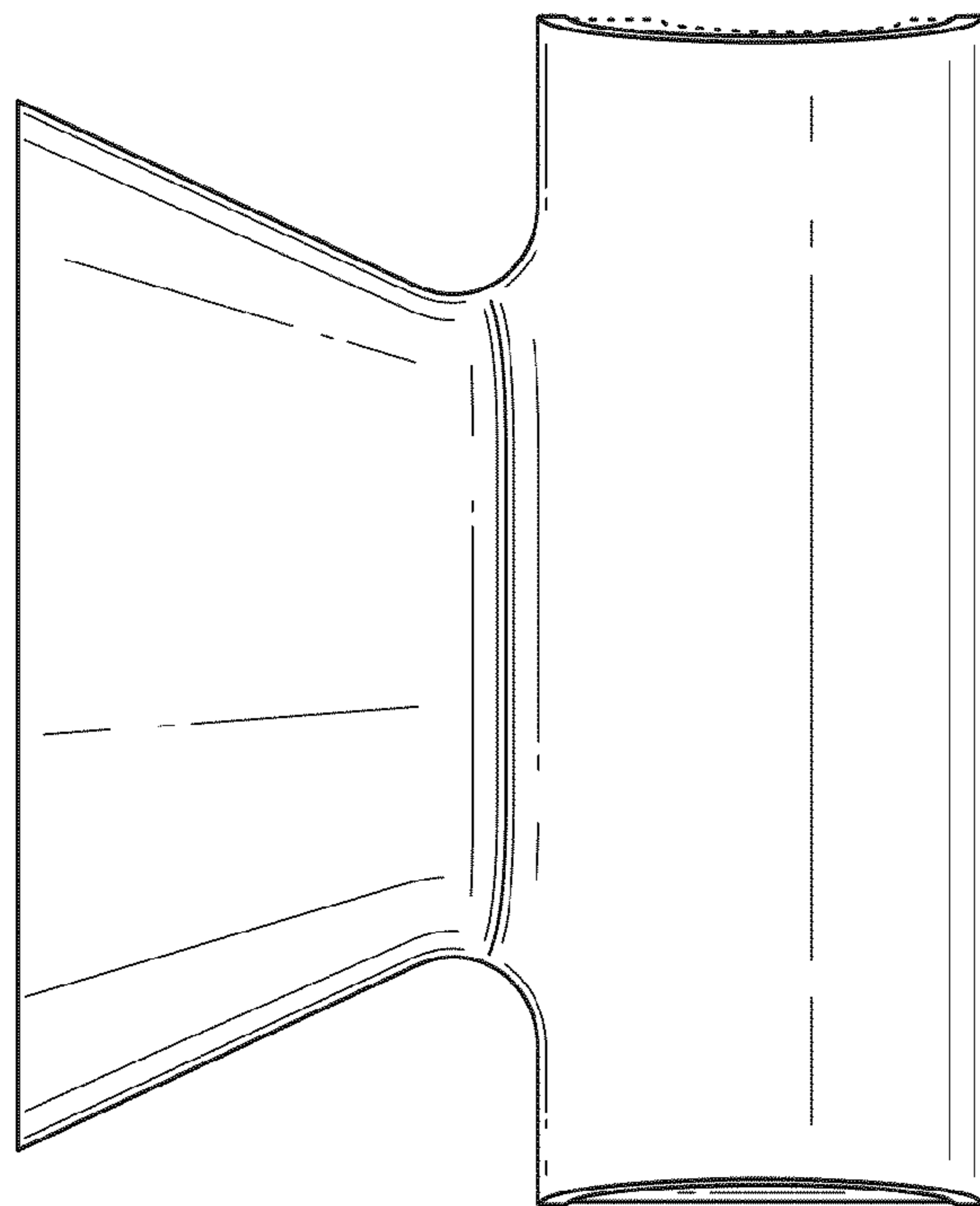


FIG. 4




FIG. 5

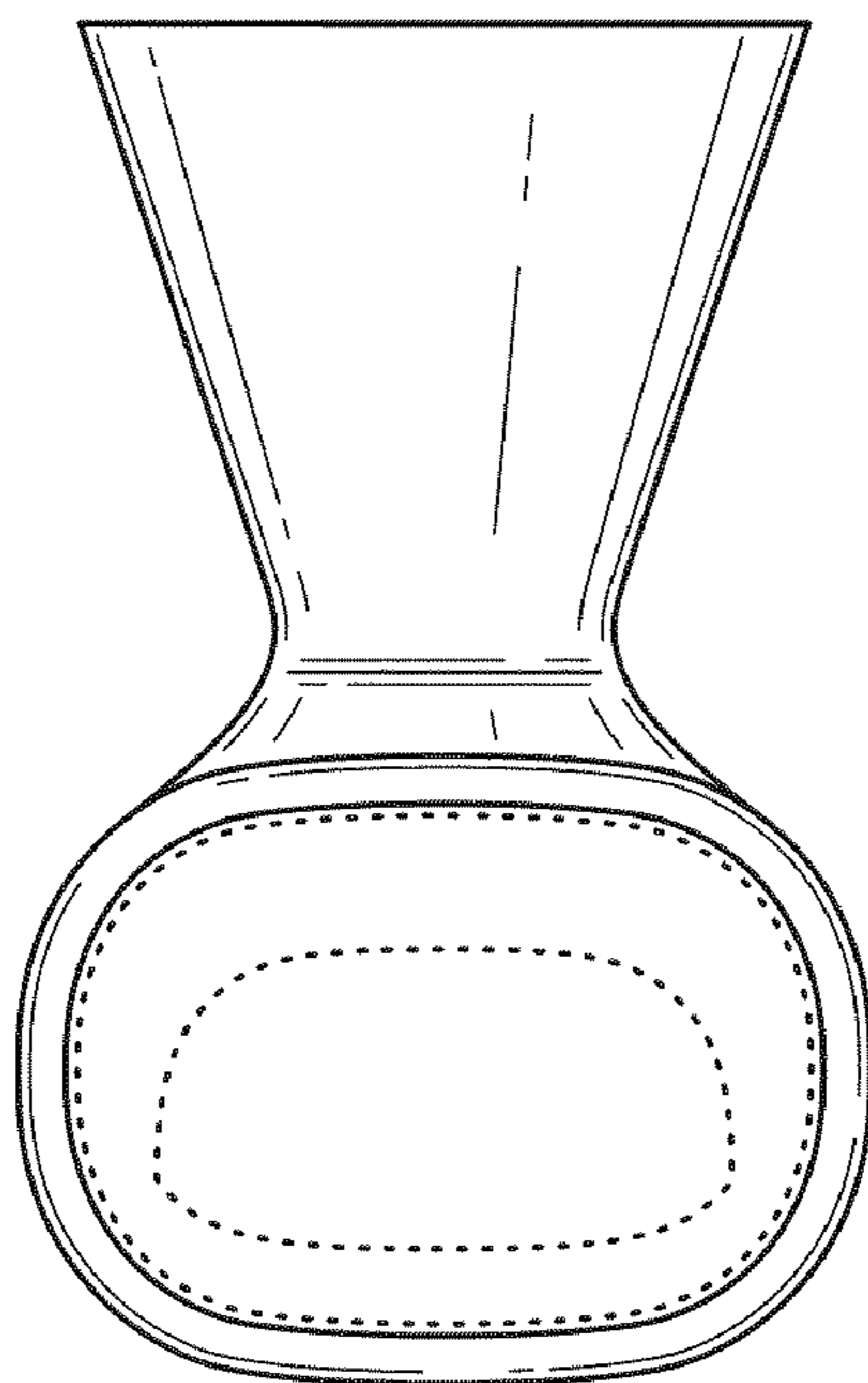


FIG. 6

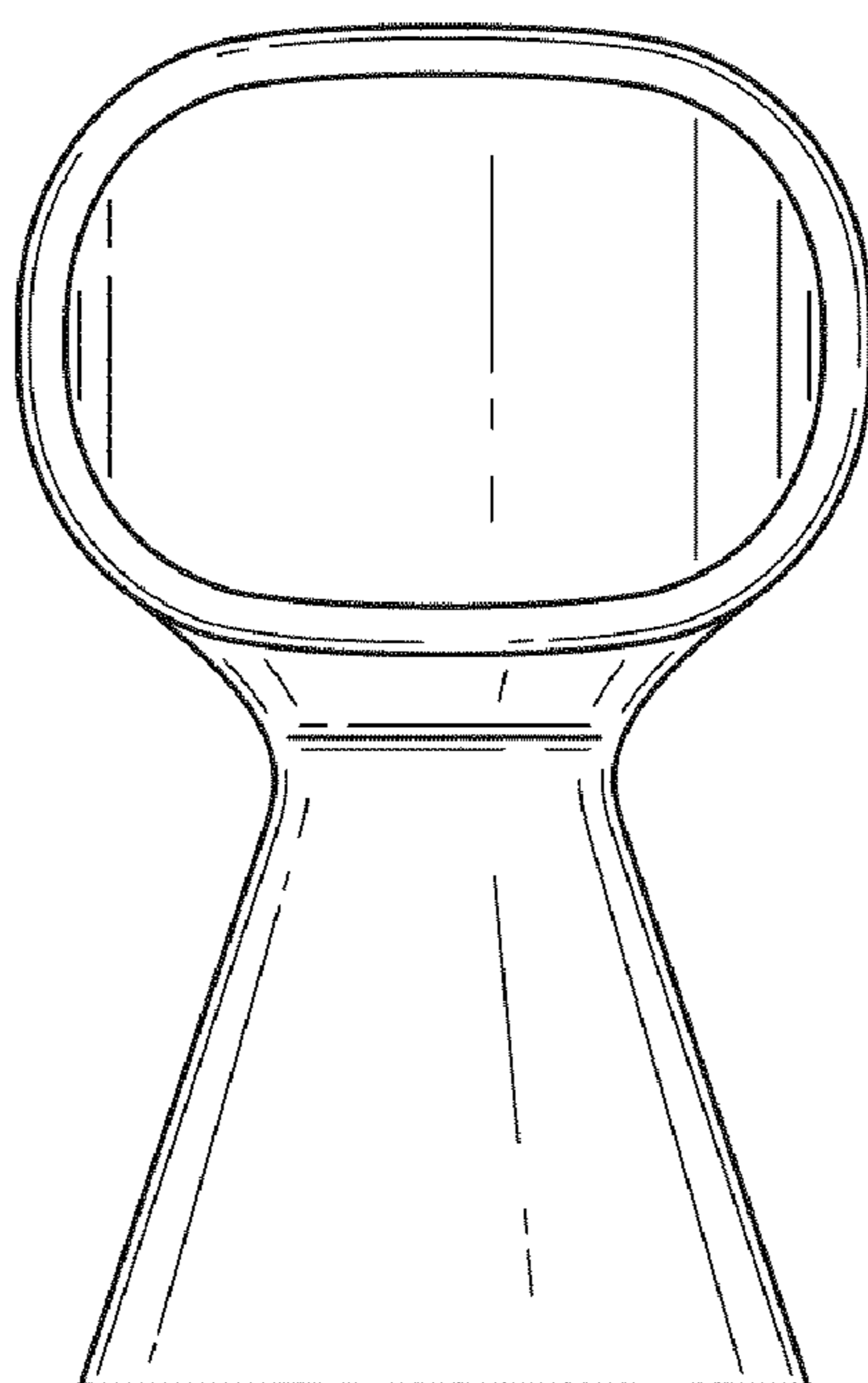


FIG. 7