



US00D641725S

(12) **United States Design Patent**
Chong et al.

(10) **Patent No.:** **US D641,725 S**
(45) **Date of Patent:** **** Jul. 19, 2011**

(54) **HEADPHONES**

(75) Inventors: **Mingliang Chong**, Singapore (SG); **Soo Beng Damien Khoo**, Singapore (SG); **Huang Pheng Vince Ang**, Singapore (SG)

(73) Assignee: **Creative Technology Ltd**, Singapore (SG)

(**) Term: **14 Years**

(21) Appl. No.: **29/366,945**

(22) Filed: **Aug. 2, 2010**

(51) **LOC (9) Cl.** **14-01**

(52) **U.S. Cl.** **D14/205**

(58) **Field of Classification Search** D14/205, D14/206, 223; 181/129, 130, 135; 379/430, 379/431, 433.01, 428.01, 420.01; 381/380, 381/381, 370, 371, 374, 376, 378; D29/112; 2/209, 423; D24/174; 128/866, 867; 455/90.3, 455/575.2, 569.1

See application file for complete search history.

(56) **References Cited**

U.S. PATENT DOCUMENTS

3,073,410 A * 1/1963 Gongoll et al. 2/209
3,454,964 A * 7/1969 Brinkhoff 2/209
D222,361 S * 10/1971 Hart D14/205

D223,256 S * 4/1972 Thomson D14/205
3,681,540 A * 8/1972 Thomson 381/378
3,845,505 A * 11/1974 Davison et al. 2/209
4,471,496 A * 9/1984 Gardner et al. 2/209
D313,092 S * 12/1990 Nilsson D29/112
D317,767 S * 6/1991 Banks D14/205
5,068,923 A * 12/1991 Sjoqvist 2/209
D328,074 S * 7/1992 Yamazaki et al. D14/205
D328,461 S * 8/1992 Daido et al. D14/205
D333,137 S * 2/1993 Burke D14/206
D385,665 S * 10/1997 Westerdal D29/112
5,793,878 A * 8/1998 Chang 381/370
5,996,123 A * 12/1999 Leight et al. 2/209
D597,070 S * 7/2009 Zheng D14/205
D603,370 S * 11/2009 Suzuki D14/205

* cited by examiner

Primary Examiner — Paula Greene

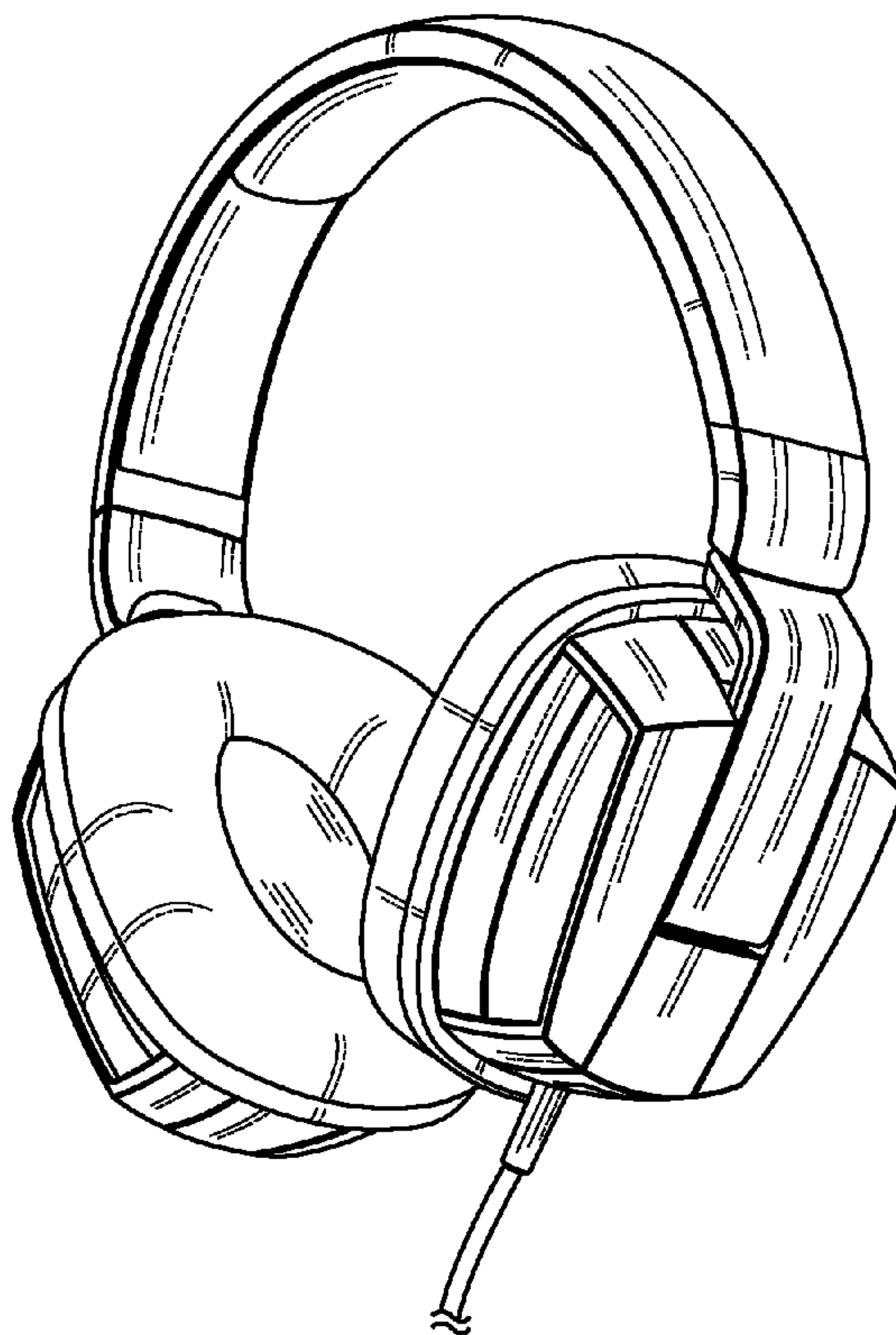
(57) **CLAIM**

The ornamental design for a headphone, substantially as shown and described.

DESCRIPTION

FIG. 1 is a perspective view of the headphone in accordance with the present design;
FIG. 2 is a front view of the headphone shown in FIG. 1;
FIG. 3 is a rear view of the headphone shown in FIG. 1;
FIG. 4 is a left side view of the headphone shown in FIG. 1;
FIG. 5 is a right side view of the headphone shown in FIG. 1;
FIG. 6 is a top view of the headphone shown in FIG. 1; and,
FIG. 7 is a bottom view of the headphone shown in FIG. 1.

1 Claim, 4 Drawing Sheets






FIG. 1




FIG. 2



FIG. 3

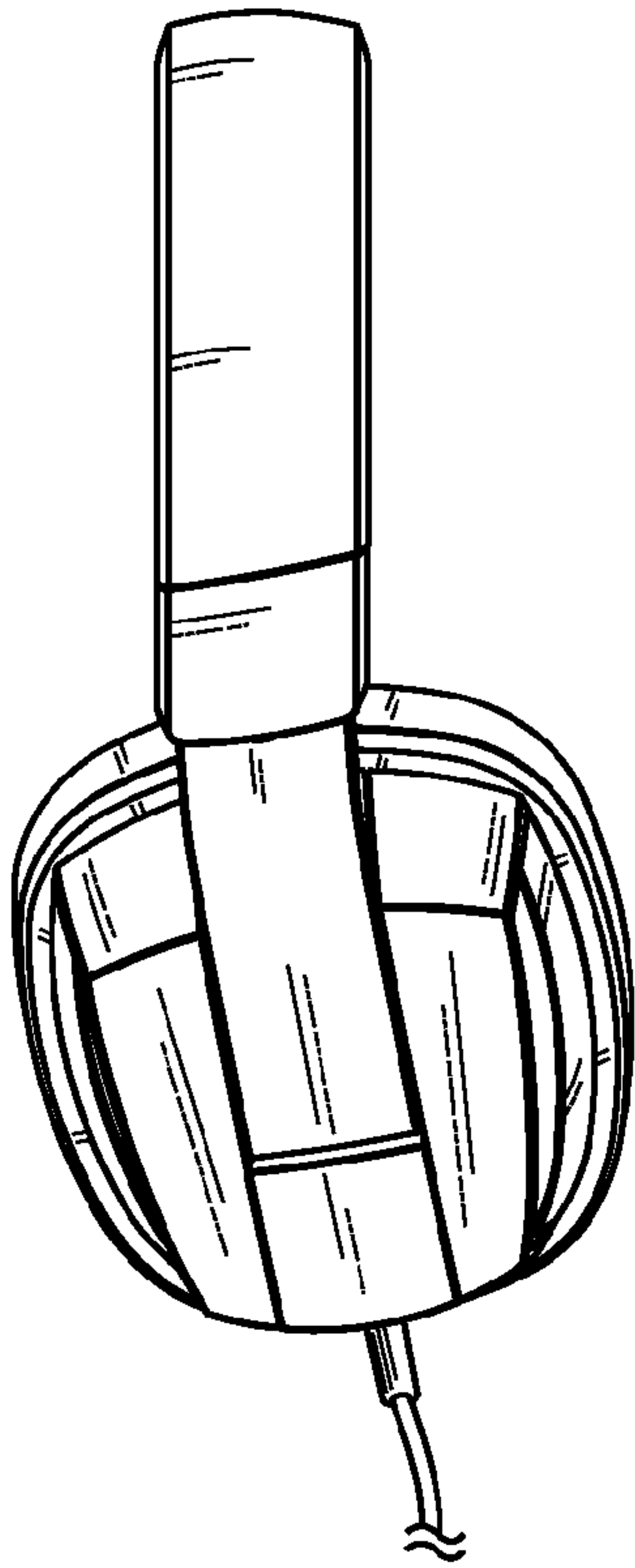


FIG. 4

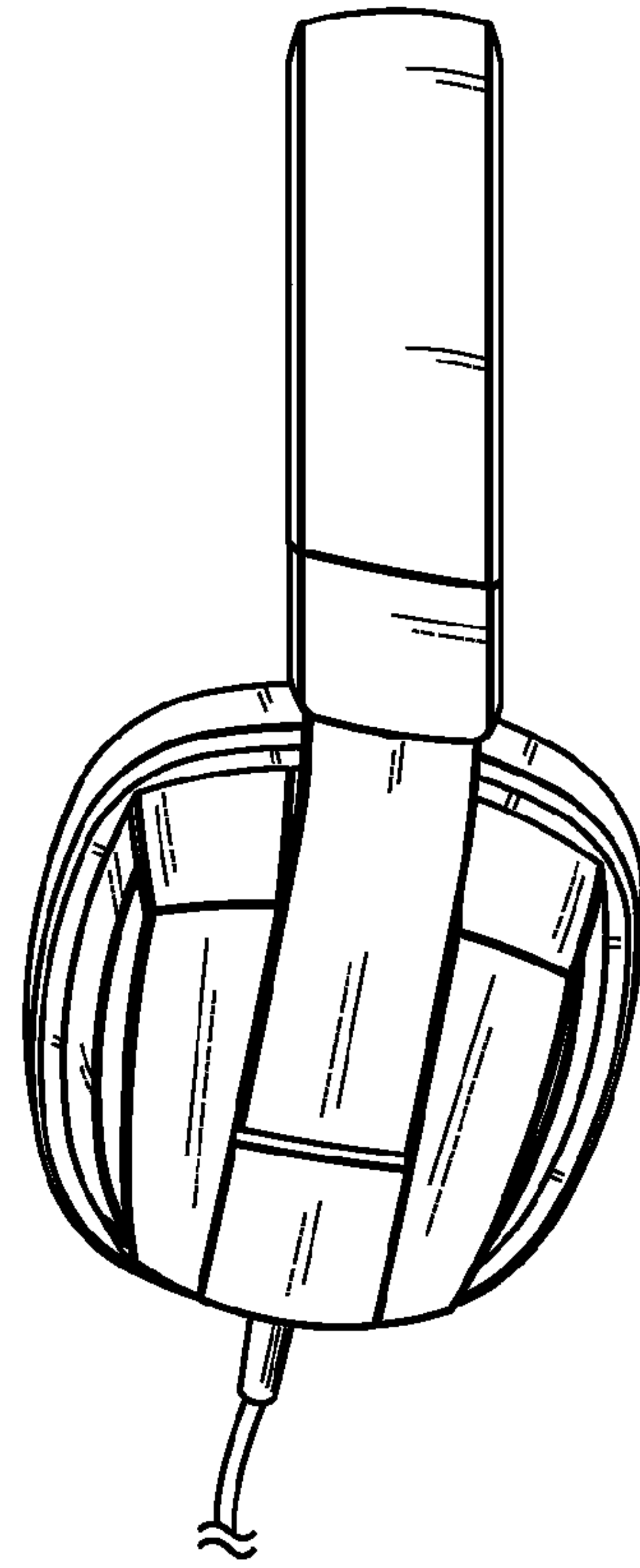


FIG. 5

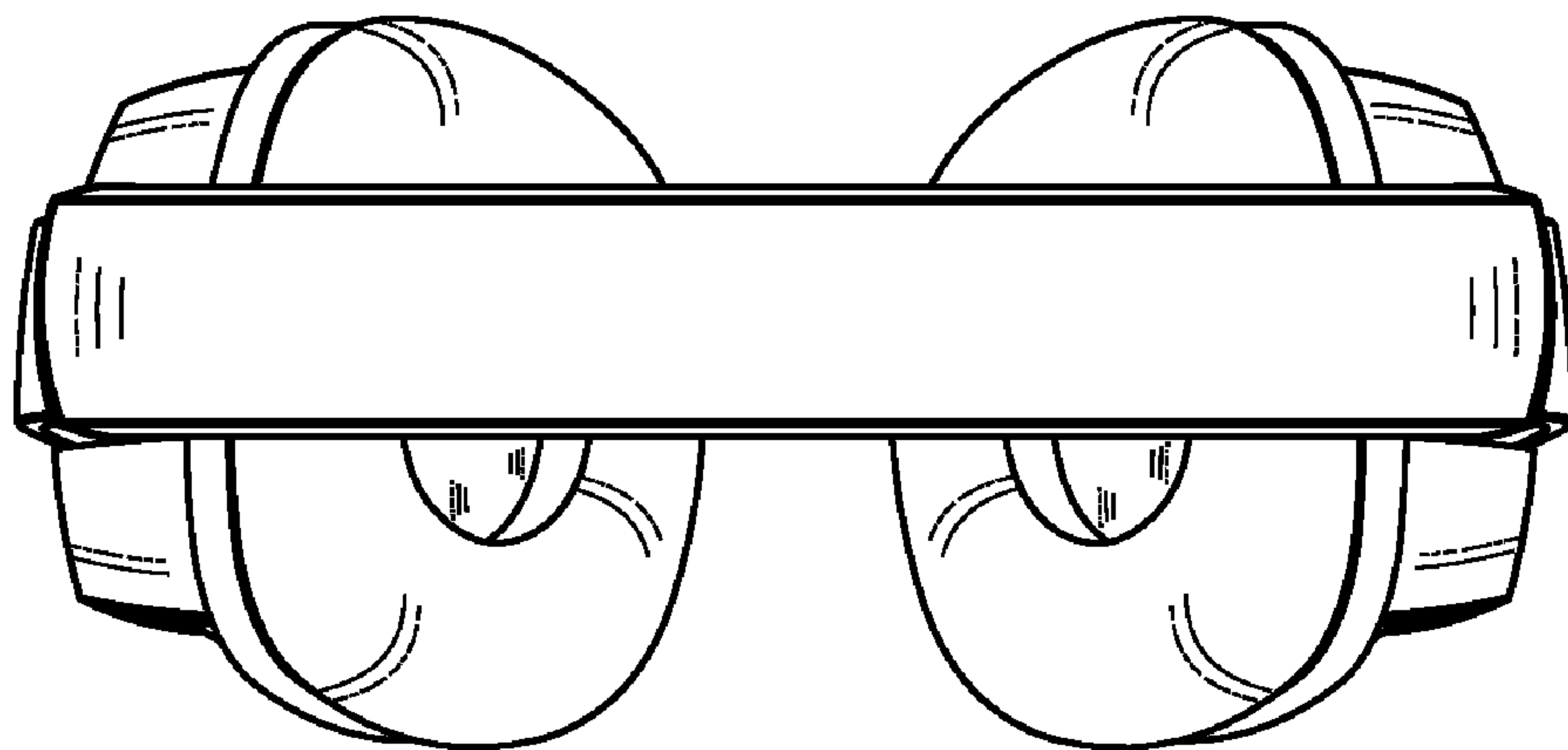


FIG. 6

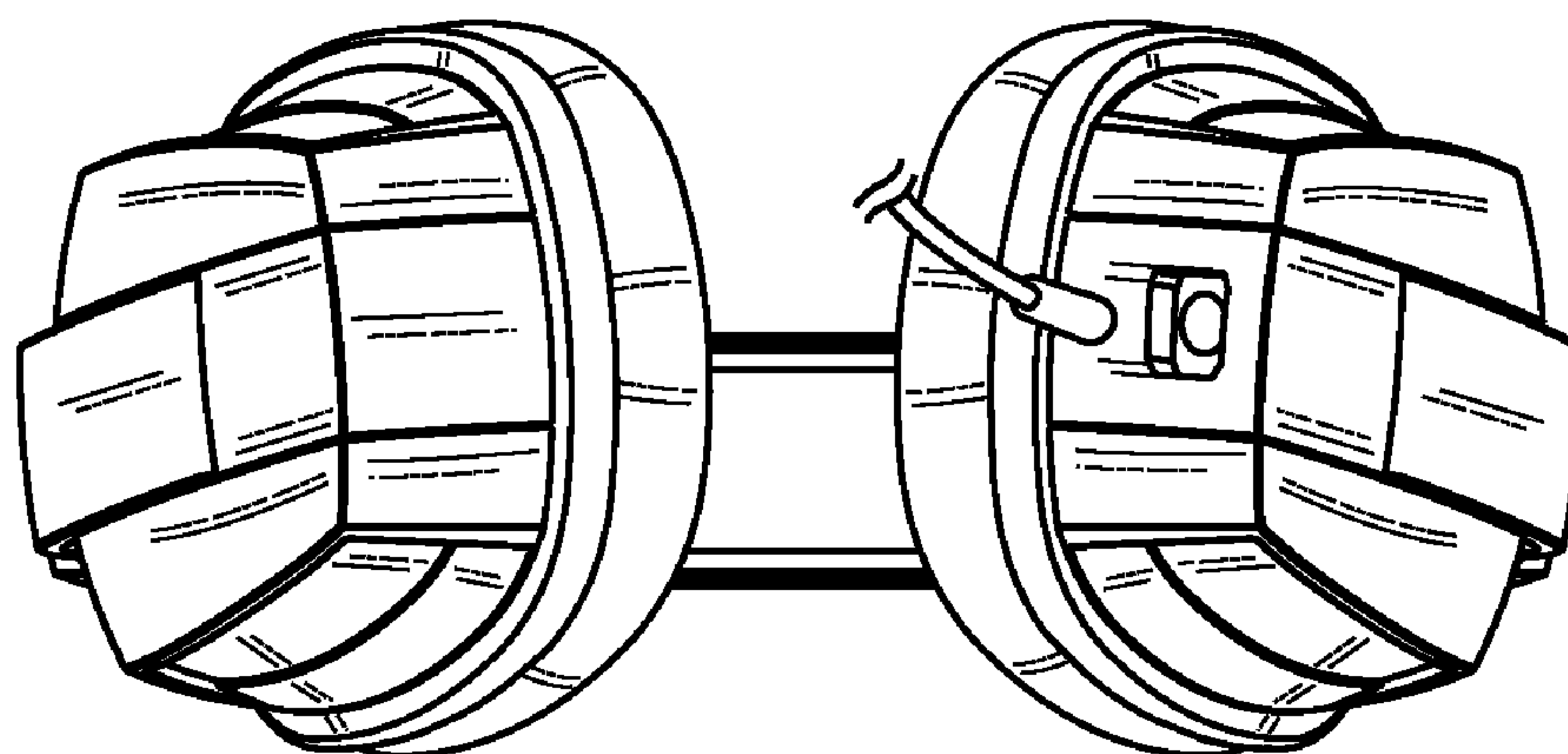


FIG. 7