

US00D641713S

(12) **United States Design Patent**  
**Petrillo**

(10) **Patent No.:** **US D641,713 S**  
(45) **Date of Patent:** **\*\* Jul. 19, 2011**

(54) **PEDESTAL AND BASE FOR A REMOTE CONTROL DEVICE**

(75) Inventor: **David William Petrillo**, Bethlehem, PA (US)

(73) Assignee: **Lutron Electronics Co., Inc.**, Coopersburg, PA (US)

(\*\*) Term: **14 Years**

(21) Appl. No.: **29/357,474**

(22) Filed: **Mar. 12, 2010**

(51) **LOC (9) Cl.** ..... **14-03**

(52) **U.S. Cl.** ..... **D13/168; D6/466**

(58) **Field of Classification Search** ..... D13/107, D13/108, 167, 168, 184; D10/104, 106; D14/148, 217, 218, 253, 419; D6/449, 466; 341/176; 455/352; 345/156, 169; 348/734; 463/39; 700/17, 65, 83; 340/539.1, 825.22, 340/825.24, 825.25, 825.31, 825.36, 825.49, 340/825.69, 825.723

See application file for complete search history.

(56) **References Cited**

**U.S. PATENT DOCUMENTS**

D363,619	S *	10/1995	Karnaze	.....	D6/449
5,552,807	A *	9/1996	Hayes et al.	.....	345/156
D397,996	S	9/1998	Smith		
D409,018	S *	5/1999	Deuschle	.....	D6/466
6,320,503	B1 *	11/2001	Dunn et al.	.....	340/539.32
D464,635	S	10/2002	Oyama, Jr. et al.		
6,879,254	B1 *	4/2005	Graham	.....	340/539.32
D546,280	S	7/2007	Marchetto et al.		
D553,123	S	10/2007	Solland		
D554,107	S	10/2007	Calco et al.		
D557,259	S	12/2007	Hirsch		
D592,608	S	5/2009	Felegy, Jr. et al.		

D592,609	S	5/2009	Felegy, Jr. et al.		
D593,545	S *	6/2009	Jackson	.....	D14/218
D598,372	S *	8/2009	Sasada	.....	D13/102
D614,146	S	4/2010	Felegy, Jr. et al.		
D614,147	S	4/2010	Snyder et al.		
D615,046	S	5/2010	Felegy, Jr. et al.		
D619,971	S *	7/2010	Felegy et al.	.....	D13/168
D619,972	S *	7/2010	Felegy et al.	.....	D13/168
D619,996	S *	7/2010	Demskie et al.	.....	D14/218
D627,307	S *	11/2010	Petrillo et al.	.....	D13/168
D631,855	S *	2/2011	Blair et al.	.....	D13/168
2007/0279245	A1 *	12/2007	Sholem	.....	340/825.49
2009/0251352	A1	10/2009	Altonen et al.		

**FOREIGN PATENT DOCUMENTS**

EM 001133847-0003 8/2009

**OTHER PUBLICATIONS**

U.S. Appl. No. 29/346,332, filed Oct. 30, 2009, Felegy, Jr. et al.

(Continued)

*Primary Examiner* — Selina Sikder

(74) *Attorney, Agent, or Firm* — Mark E. Rose; Philip N. Smith; Bridget L. McDonough

(57) **CLAIM**

I claim the ornamental design for a pedestal and base for a remote control device, as shown and described.

**DESCRIPTION**

FIG. 1 is a perspective view of a pedestal and base for a remote control device according to our new design.

FIG. 2 is a front view thereof.

FIG. 3 is a left side view thereof.


FIG. 4 is a right side view thereof.

FIG. 5 is a top view thereof; and,

FIG. 6 is a bottom view thereof.

The rear views form no part of the design and are omitted.

**1 Claim, 4 Drawing Sheets**



# US D641,713 S

Page 2

---

## OTHER PUBLICATIONS

U.S. Appl. No. 29/346,701, filed Nov. 4, 2009, Felegy, Jr. et al.  
U.S. Appl. No. 29/346,750, filed Nov. 5, 2009, Felegy, Jr. et al.

U.S. Appl. No. 29/362,496, filed May 26, 2010, Felegy, Jr. et al.  
U.S. Appl. No. 29/357,486, filed Mar. 12, 2010, Petrillo et al.

\* cited by examiner

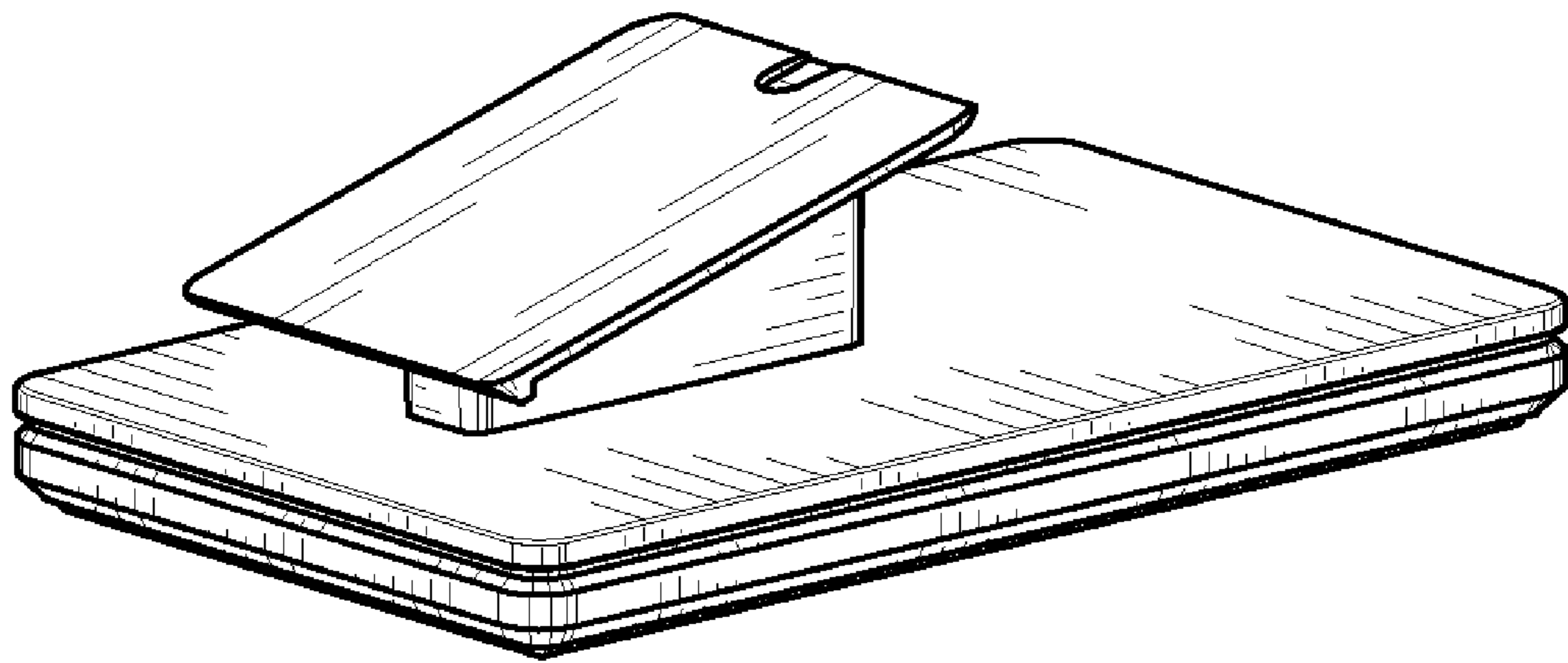


Fig. 1

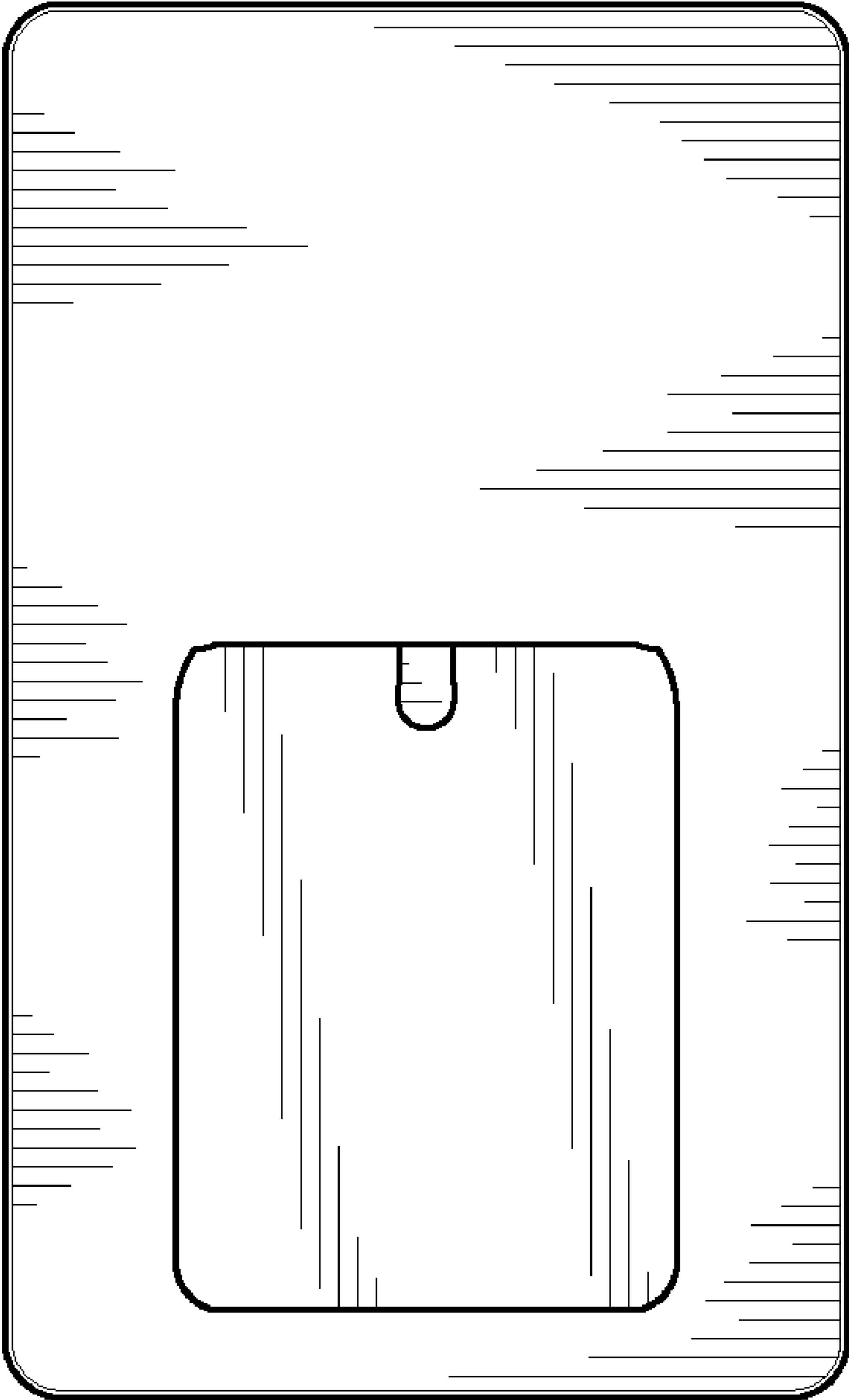


Fig. 2

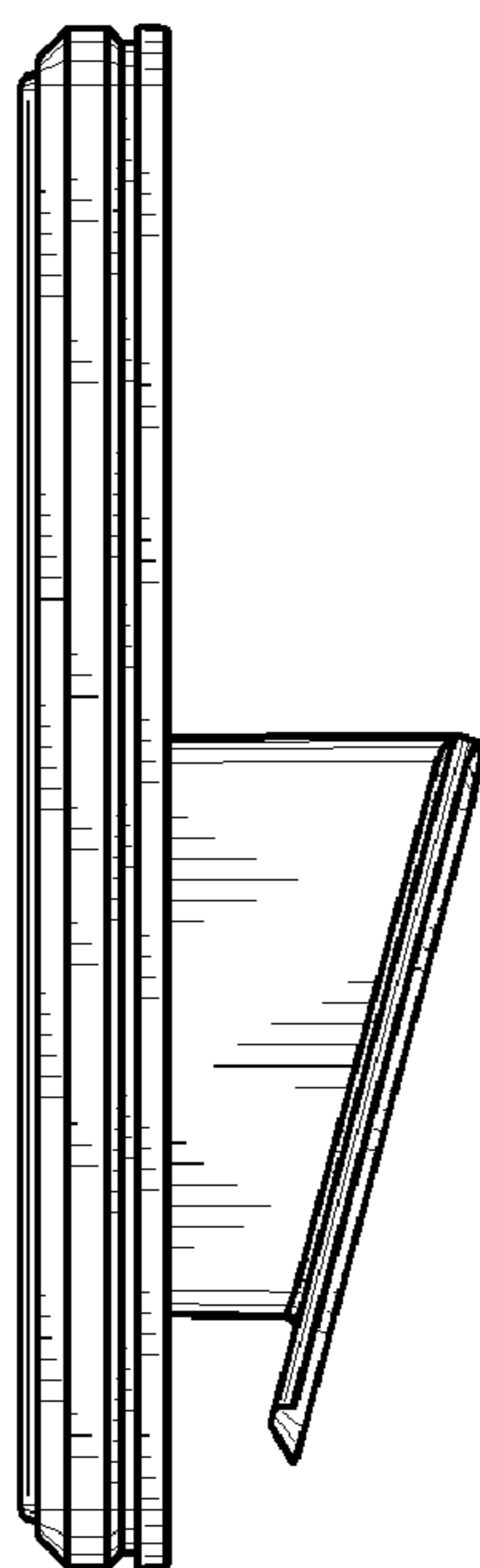


Fig. 3

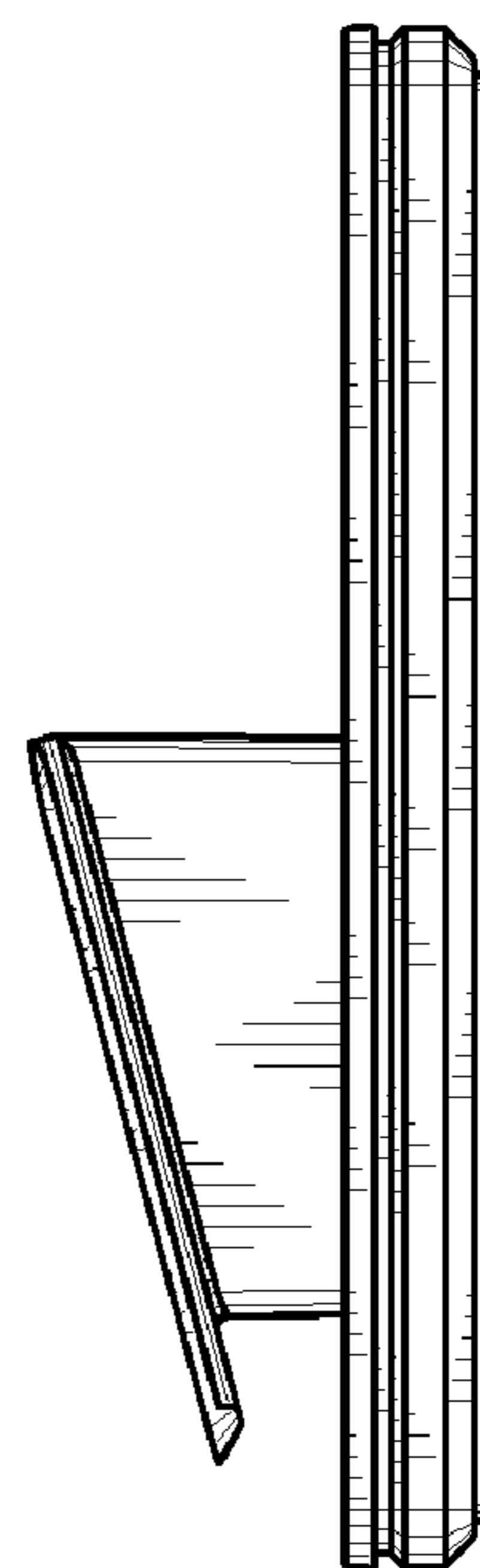


Fig. 4

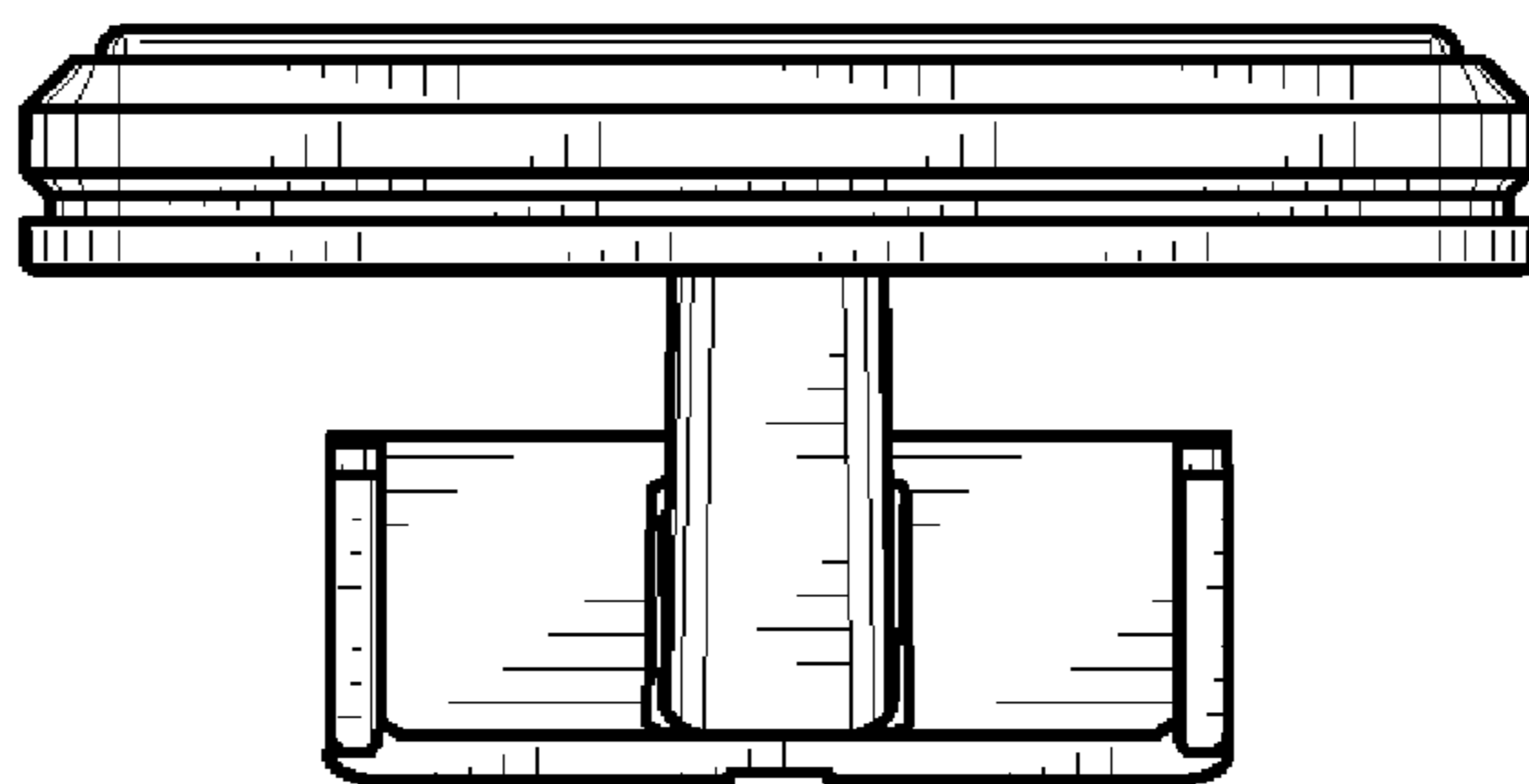


Fig. 5

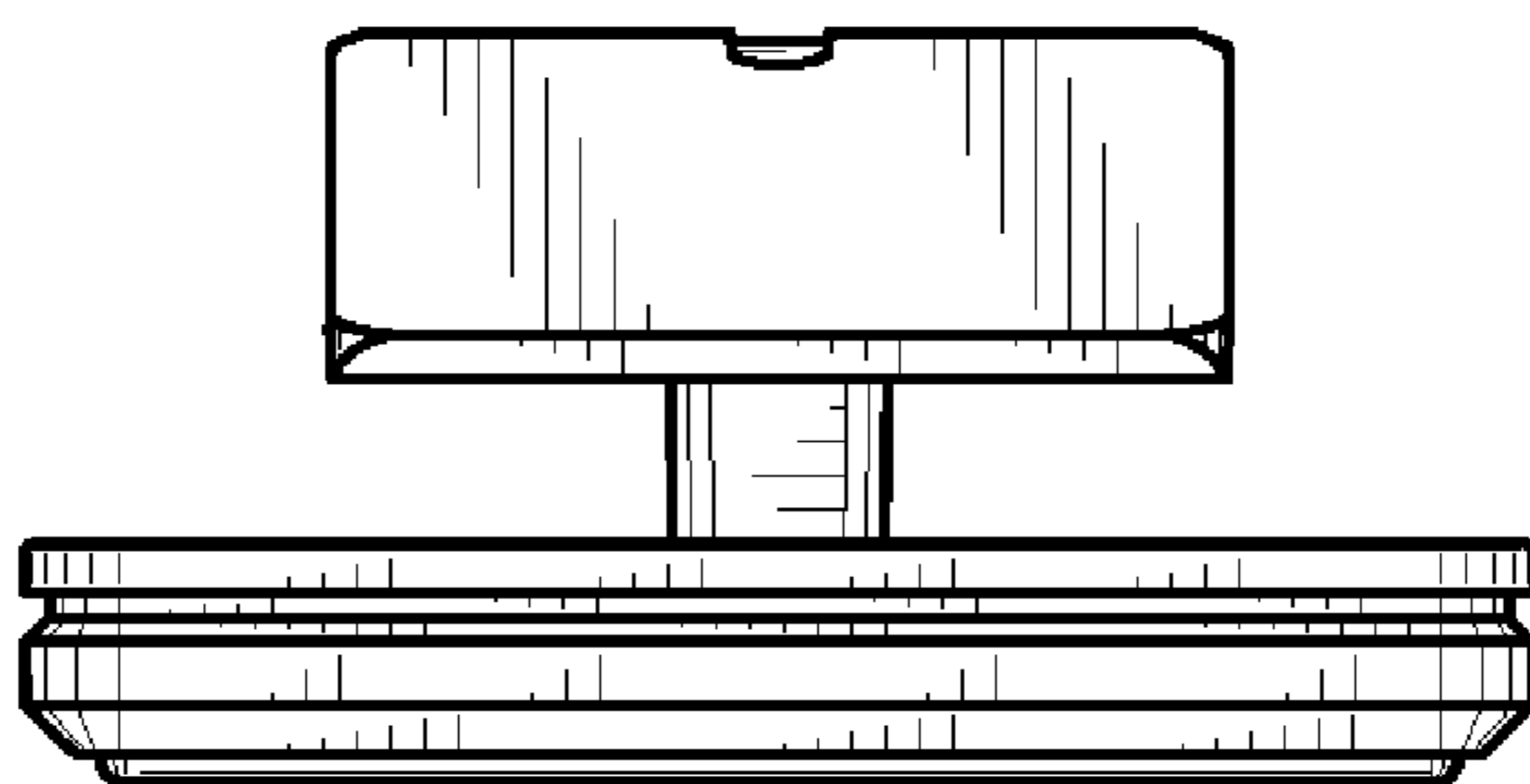


Fig. 6