



US00D641708S

(12) **United States Design Patent**
Yamauchi

(10) **Patent No.:** **US D641,708 S**

(45) **Date of Patent:** **** Jul. 19, 2011**

(54) **BAND FOR A DUST CAP OF AN OPTICAL FIBER CONNECTOR**

(75) Inventor: **Isao Yamauchi**, Tokyo (JP)

(73) Assignee: **Adamant Kogyo, Co., Ltd.**, Tokyo (JP)

(**) Term: **14 Years**

(21) Appl. No.: **29/311,235**

(22) Filed: **Jan. 27, 2009**

(30) **Foreign Application Priority Data**

Aug. 27, 2008 (JP) 2008-022037

(51) **LOC (9) Cl.** **13-03**

(52) **U.S. Cl.** **D13/154; D8/396**

(58) **Field of Classification Search** D13/118,
D13/133, 154–156, 184, 199; D8/349, 354–356,
D8/373, 380, 382, 394–396; 24/16 R, 16 PB,
24/305, 335, 336, 339, 115 R, 129 R, 130,
24/115 H; 248/560, 74.1–74.3, 58–60

See application file for complete search history.

(56) **References Cited**

U.S. PATENT DOCUMENTS

2,969,570	A *	1/1961	Petri et al.	24/16 R
3,416,198	A *	12/1968	Geisinger	24/453
3,581,347	A *	6/1971	Verspieren	24/16 PB
D243,062	S *	1/1977	Malloy	D8/382
4,112,988	A *	9/1978	Nelson	81/456
D265,175	S *	6/1982	Lloyd	D8/394
4,510,649	A *	4/1985	Yudis et al.	24/16 PB
D287,099	S *	12/1986	Cory	D8/394
D313,547	S *	1/1991	Buckles	D8/373
D330,324	S *	10/1992	Solbeck	D8/394
D356,730	S *	3/1995	Lee	D8/395
D361,503	S *	8/1995	Hubbard	D8/354
D368,652	S *	4/1996	Stanley	D8/394
D369,959	S *	5/1996	Marsh et al.	D8/394

D370,407	S *	6/1996	Pietrowski	D8/394
D413,060	S *	8/1999	Alberding et al.	D8/396
D422,487	S *	4/2000	Khokhar	D8/396
D451,372	S *	12/2001	Cedarberg, III	D8/396
D466,088	S *	11/2002	Saben	D13/154
D477,212	S *	7/2003	Ellery	D8/380
6,698,067	B2 *	3/2004	Strange et al.	24/16 PB
D492,897	S *	7/2004	Strange et al.	D8/396
D496,261	S *	9/2004	Strange et al.	D8/396
D513,973	S *	1/2006	Cheung	D8/394
D543,833	S *	6/2007	Folk et al.	D8/349
7,404,238	B2 *	7/2008	McNeill	24/16 PB
D615,385	S *	5/2010	Arendt	D8/349
2003/0140459	A1 *	7/2003	Strange et al.	24/16 PB
2004/0139583	A1 *	7/2004	Wendle	24/16 PB
2005/0251967	A1 *	11/2005	McNeill	24/16 PB
2008/0276432	A1 *	11/2008	McNeill	24/16 PB

* cited by examiner

Primary Examiner — Rosemary K Tarcza

(74) *Attorney, Agent, or Firm* — Manabu Kanesaka

(57) **CLAIM**

The ornamental design for a band for a dust cap of an optical fiber connector, as shown and described.

DESCRIPTION

FIG. 1 is a front view of a band for a dust cap of an optical fiber connector showing my new design, which is identical to the rear view;

FIG. 2 is a left side view thereof;

FIG. 3 is a right side view thereof;

FIG. 4 is a top plan view thereof, which is identical to the bottom plan view;

FIG. 5 is a sectional view taken along line 5—5 in FIG. 1; and, FIG. 6 is a perspective view showing the band for a dust cap of an optical fiber connector of FIG. 1 in a state of use.

The broken lines are for illustrative purposes only and form no part of the claimed design.

1 Claim, 6 Drawing Sheets

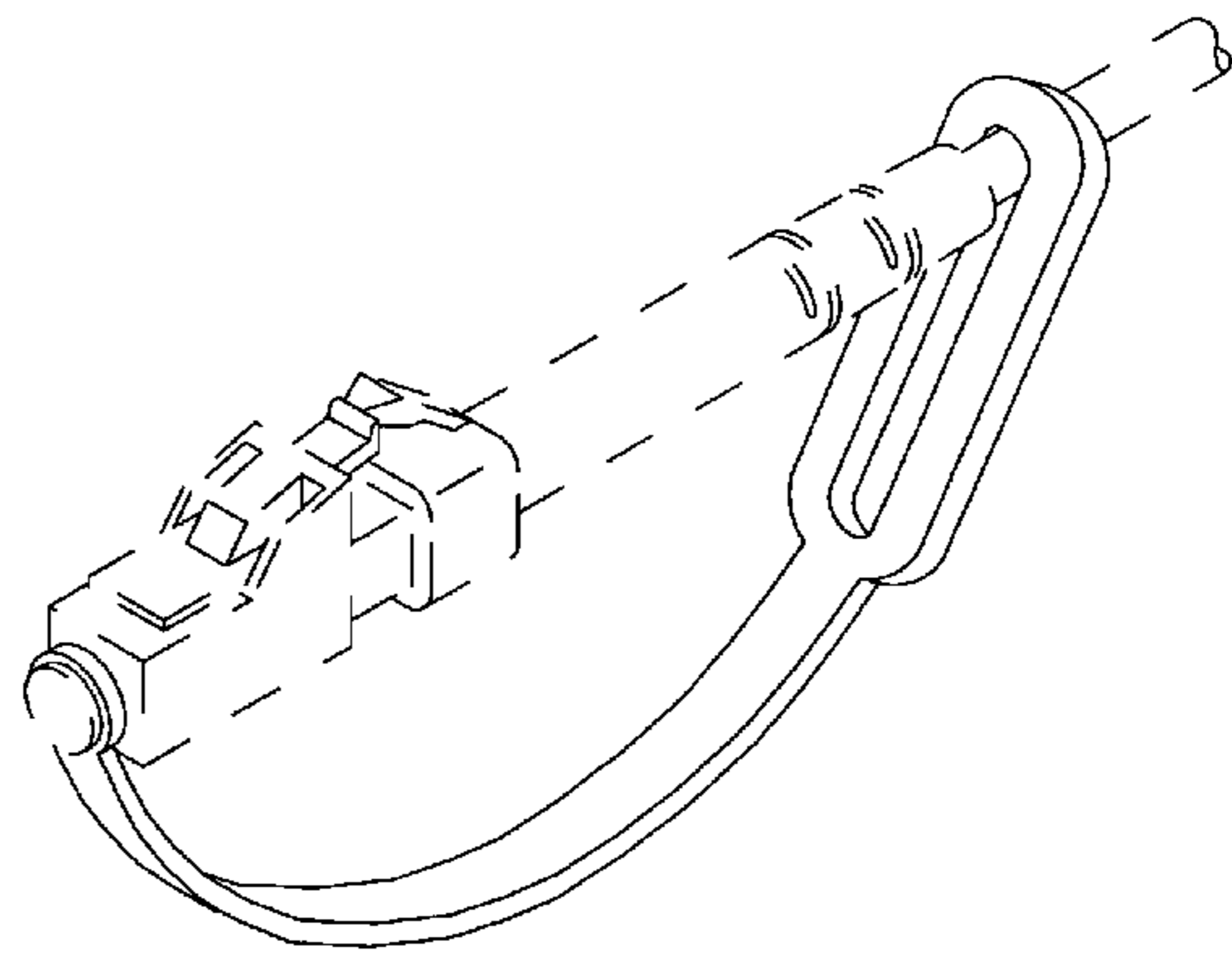
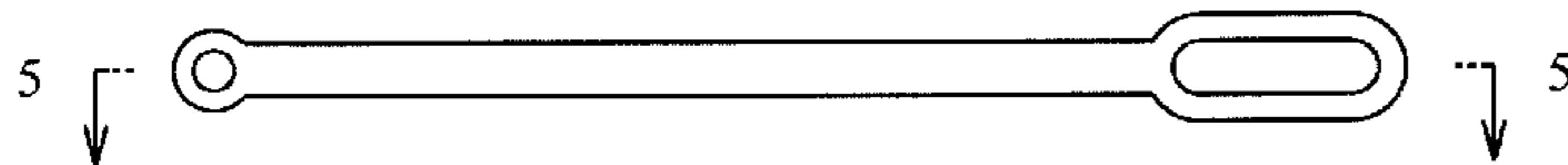


Fig. 1

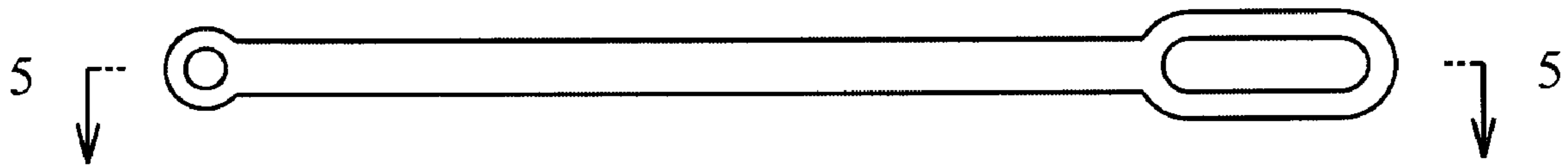


Fig. 2



Fig. 3



Fig. 4



Fig. 5



Fig. 6

