



US00D641690S

(12) **United States Design Patent**
Kato

(10) **Patent No.:** **US D641,690 S**
(45) **Date of Patent:** **** Jul. 19, 2011**

(54) **TREAD PORTION OF AN AUTOMOBILE TIRE**

(75) Inventor: **Keiichi Kato**, Tokyo (JP)

(73) Assignee: **Bridgestone Corporation**, Tokyo (JP)

(**) Term: **14 Years**

(21) Appl. No.: **29/383,026**

(22) Filed: **Jan. 11, 2011**

(30) **Foreign Application Priority Data**

Jul. 12, 2010 (JP) 2010-016969

(51) **LOC (9) Cl.** **12-15**

(52) **U.S. Cl.** **D12/603**

(58) **Field of Classification Search** D12/568-603,
D12/900-901, 564-567; 152/209.1-209.28,
152/455

See application file for complete search history.

(56) **References Cited**

U.S. PATENT DOCUMENTS

D332,767 S *	1/1993	Tsuda et al.	D12/603
D445,372 S *	7/2001	Lassan et al.	D12/603
D446,174 S *	8/2001	Lassan et al.	D12/603
D447,448 S *	9/2001	Guspodin	D12/603

D450,268 S *	11/2001	Dixon et al.	D12/603
D479,504 S *	9/2003	Hutz et al.	D12/603
D484,457 S *	12/2003	Kindig et al.	D12/603
D490,369 S *	5/2004	Lassan et al.	D12/603
D492,933 S *	7/2004	Lassan et al.	D12/602
D493,767 S *	8/2004	Himuro et al.	D12/603
D494,922 S *	8/2004	Kindig et al.	D12/603
D536,663 S *	2/2007	Heinen et al.	D12/603
D548,680 S *	8/2007	Heinen et al.	D12/603
D586,735 S *	2/2009	Lo	D12/602
D591,228 S *	4/2009	Seibert et al.	D12/602

* cited by examiner

Primary Examiner — Stacia Cadmus

(74) *Attorney, Agent, or Firm* — Sughrue Mion, PLLC

(57) **CLAIM**

The ornamental design for a tread portion of an automobile tire, as shown and described.

DESCRIPTION

FIG. 1 is a front view of a tread portion of an automobile tire; FIG. 2 is a perspective view thereof; FIG. 3 is a left side view thereof; FIG. 4 is a fragmentary enlarged view showing the details thereof; FIG. 5 is an end view taken along line A—A in FIG. 4; and, FIG. 6 is an end view taken along line B—B in FIG. 4. In the drawings, broken lines are used to show the sidewalls and inner surface of the tire, which form no part of the claimed design.

1 Claim, 6 Drawing Sheets

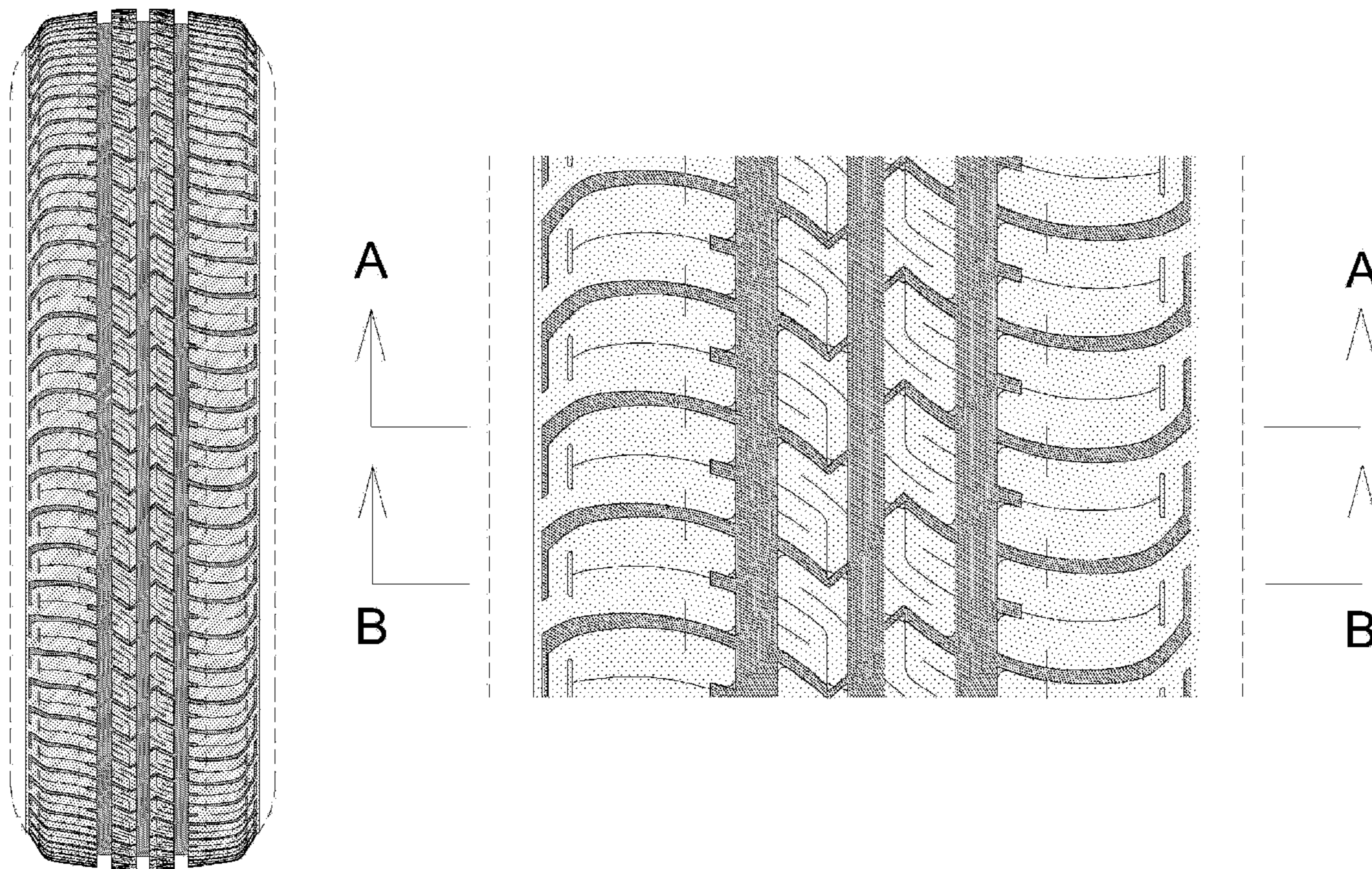


FIG. 1

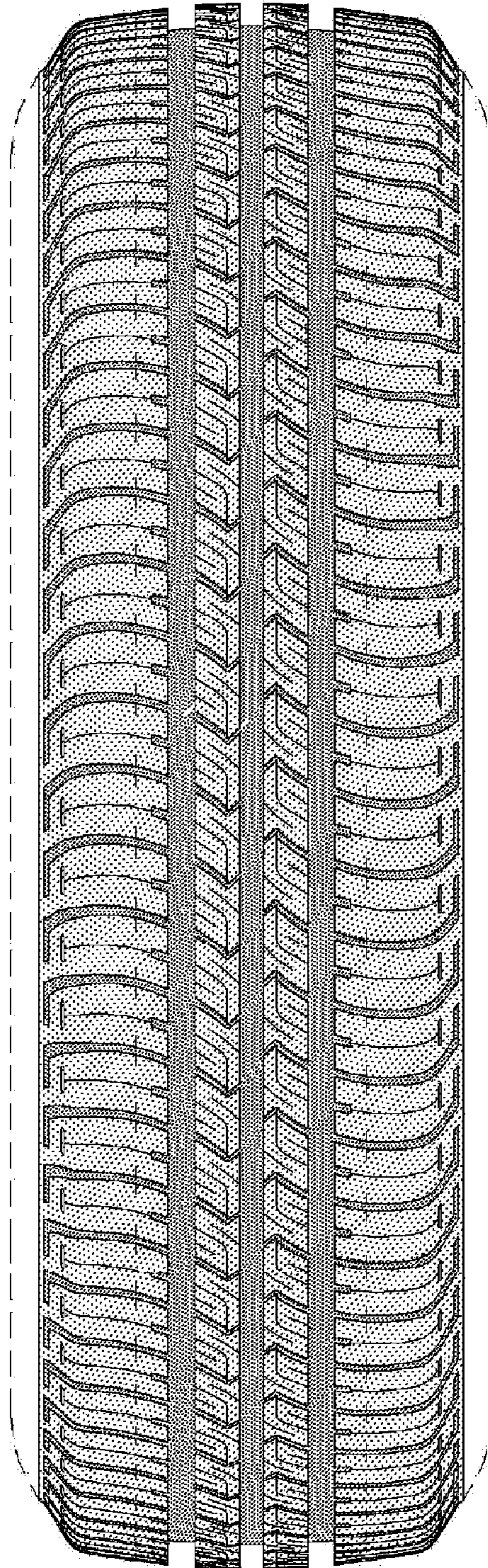


FIG. 2

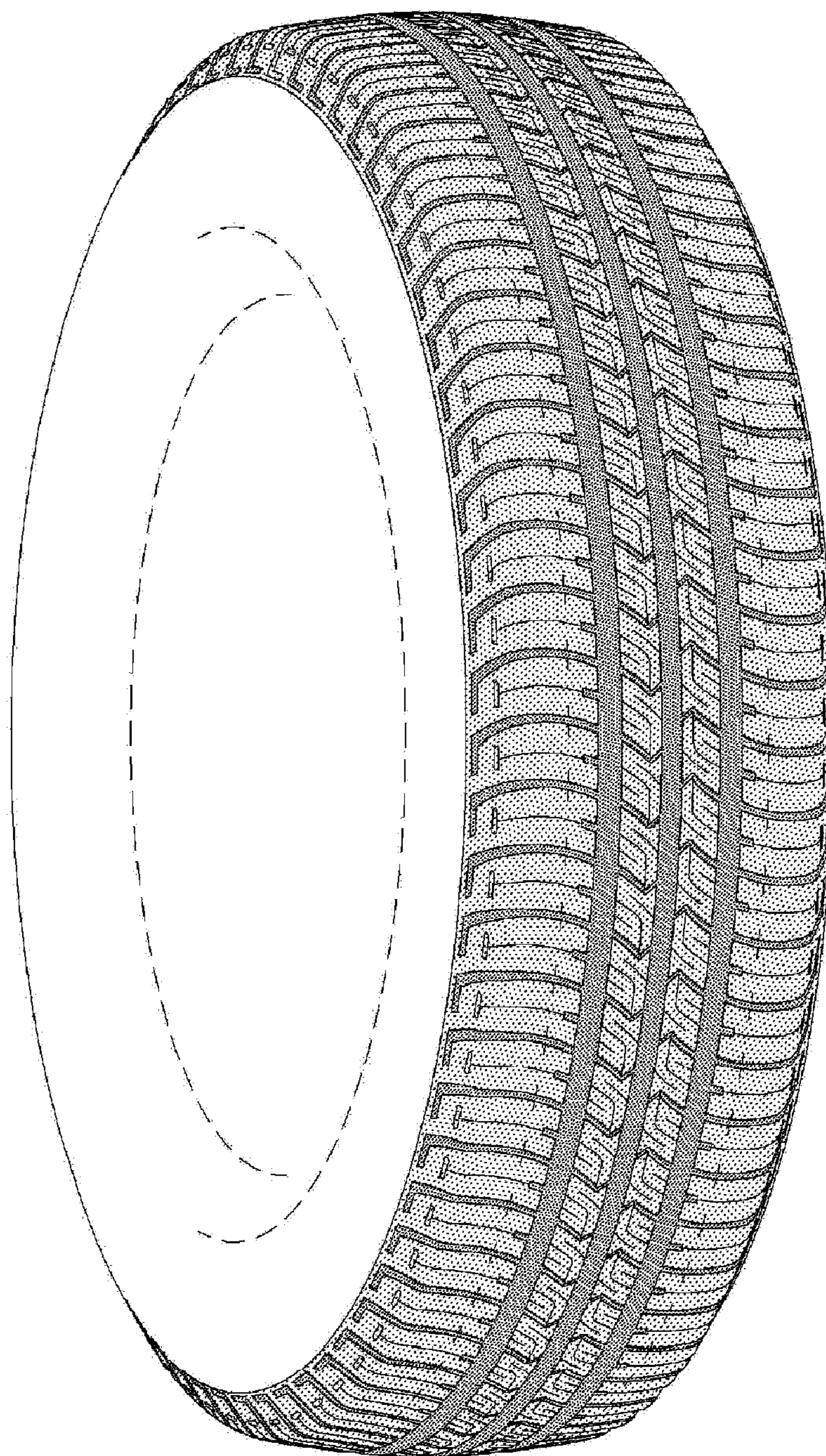


FIG. 3

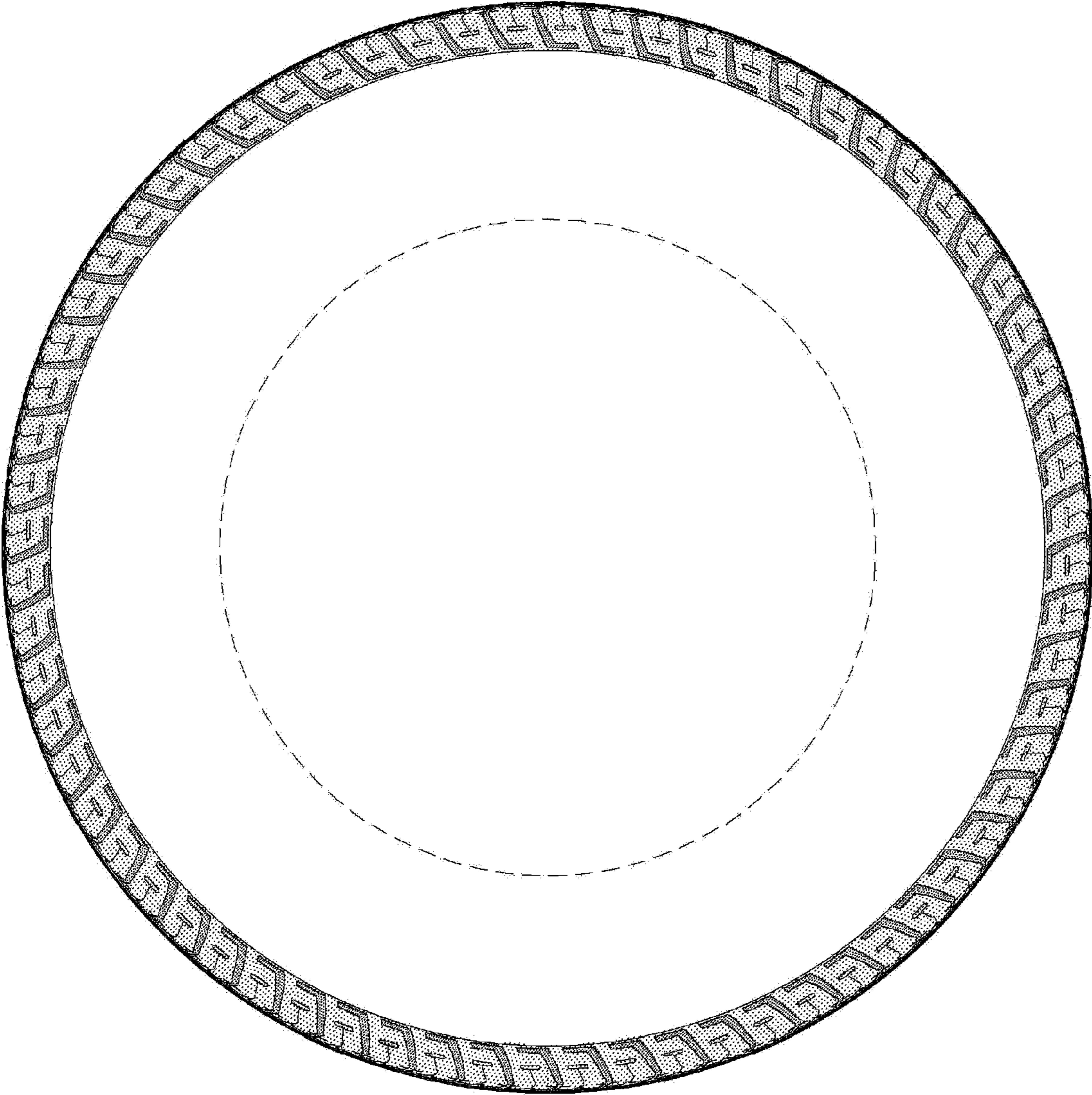


FIG. 4

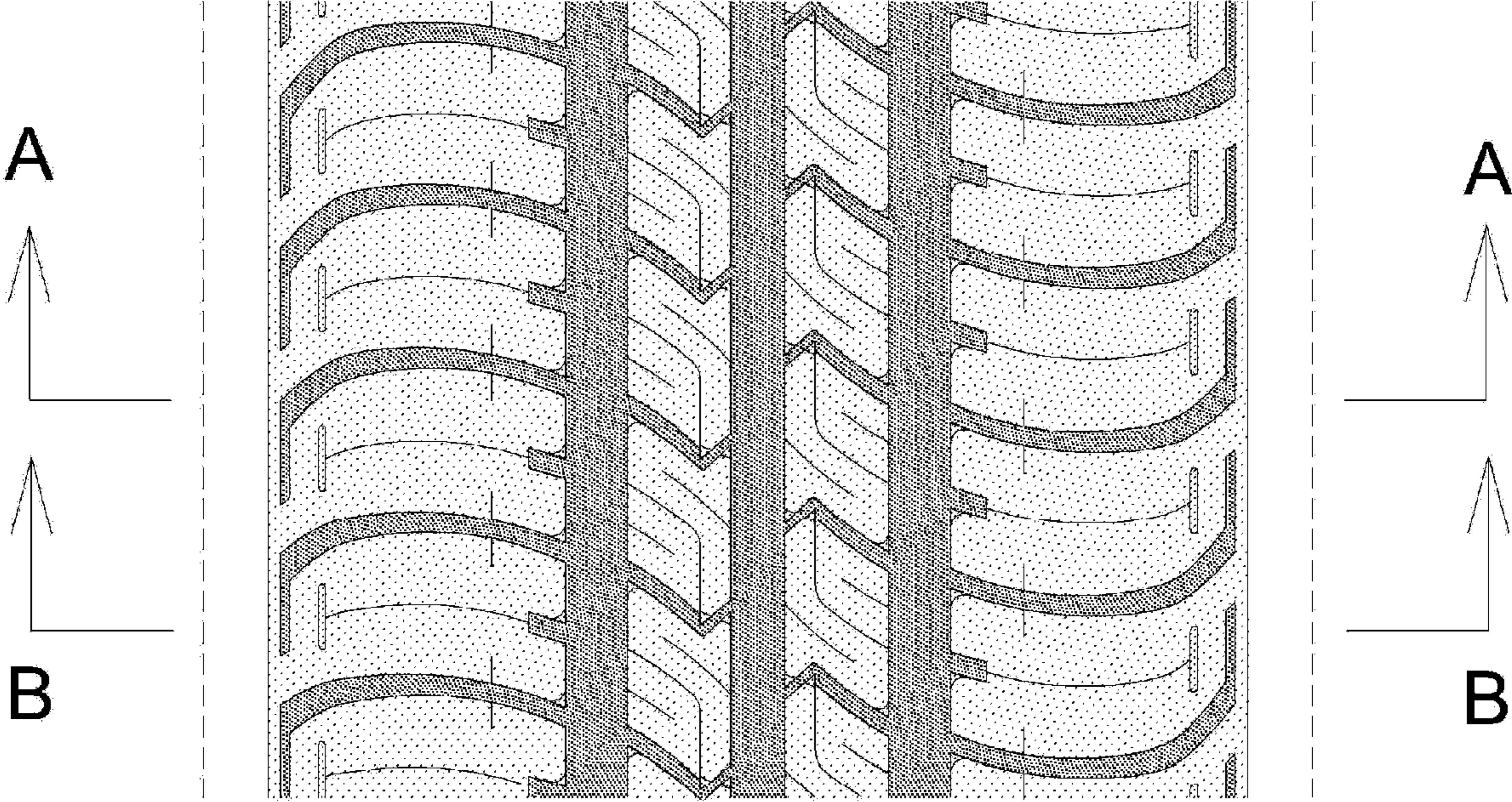


FIG. 5

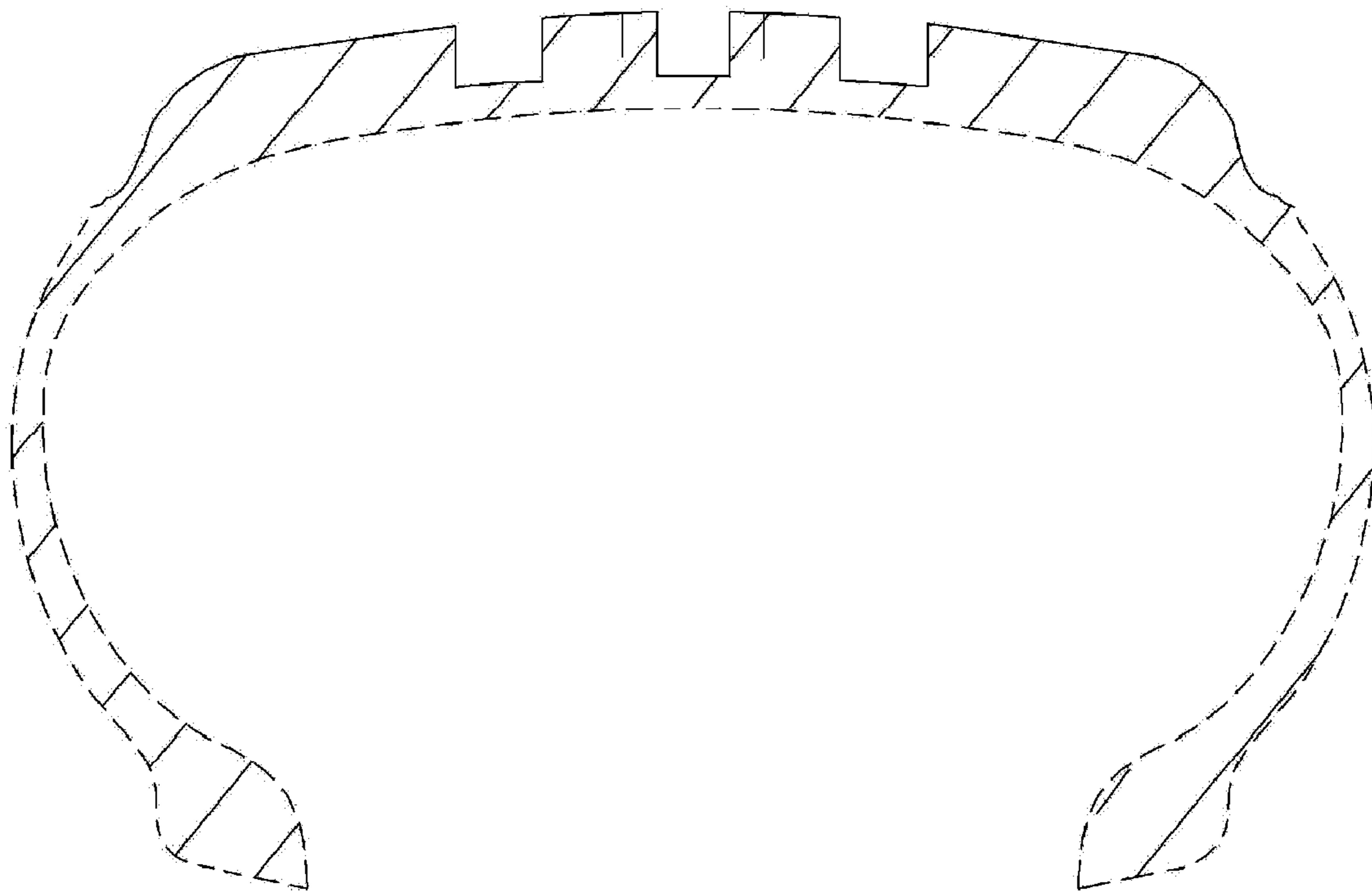


FIG. 6

