



US00D641683S

(12) **United States Design Patent**
Kiwaki

(10) **Patent No.:** **US D641,683 S**
(45) **Date of Patent:** **** Jul. 19, 2011**

(54) **TREAD PORTION OF AN AUTOMOBILE TIRE**

D593,932 S * 6/2009 Wildenhain et al. D12/531
D601,941 S * 10/2009 Ashton et al. D12/531
D630,574 S * 1/2011 Nakamura D12/531

(75) Inventor: **Yukihiro Kiwaki**, Tokyo (JP)

FOREIGN PATENT DOCUMENTS

(73) Assignee: **Bridgestone Corporation**, Tokyo (JP)

JP 1272862 S 6/2006
JP 1272863 S 6/2006
JP 1368783 S 11/2009
JP 1368784 S 11/2009
JP 1379465 S 2/2010

(**) Term: **14 Years**

* cited by examiner

(21) Appl. No.: **29/344,710**

(22) Filed: **Oct. 2, 2009**

Primary Examiner — Stacia Cadmus

(30) **Foreign Application Priority Data**

(74) *Attorney, Agent, or Firm* — Sughrue Mion, PLLC

May 20, 2009 (CN) 2009 3 0185658

(51) **LOC (9) Cl.** **12-15**

(52) **U.S. Cl.** **D12/531**

(58) **Field of Classification Search** D12/505-532,
D12/900-901; 152/209.1-209.28, 455
See application file for complete search history.

(57) **CLAIM**

The ornamental design for a tread portion of an automobile tire, as shown and described.

(56) **References Cited**

DESCRIPTION

U.S. PATENT DOCUMENTS

5,002,109 A * 3/1991 Shepler et al. 152/209.8
D328,582 S * 8/1992 Covert et al. D12/531
D383,103 S * 9/1997 Ratliff, Jr. D12/532
D484,845 S * 1/2004 Takahashi et al. D12/531
D502,911 S * 3/2005 Sato D12/531
D526,270 S * 8/2006 Miyasaka D12/532
D551,612 S * 9/2007 Maxwell et al. D12/532

FIG. 1 is a front view of a tread portion of an automobile tire;
FIG. 2 is a perspective view thereof;
FIG. 3 is a rear view thereof;
FIG. 4 is a left side view thereof;
FIG. 5 is a right side view thereof; and,
FIG. 6 is a fragmentary enlarged view showing the details of the tread portion thereof.

Broken lines in the drawing figures are intended to show environmental structure only, and form no part of the claimed design.

1 Claim, 6 Drawing Sheets

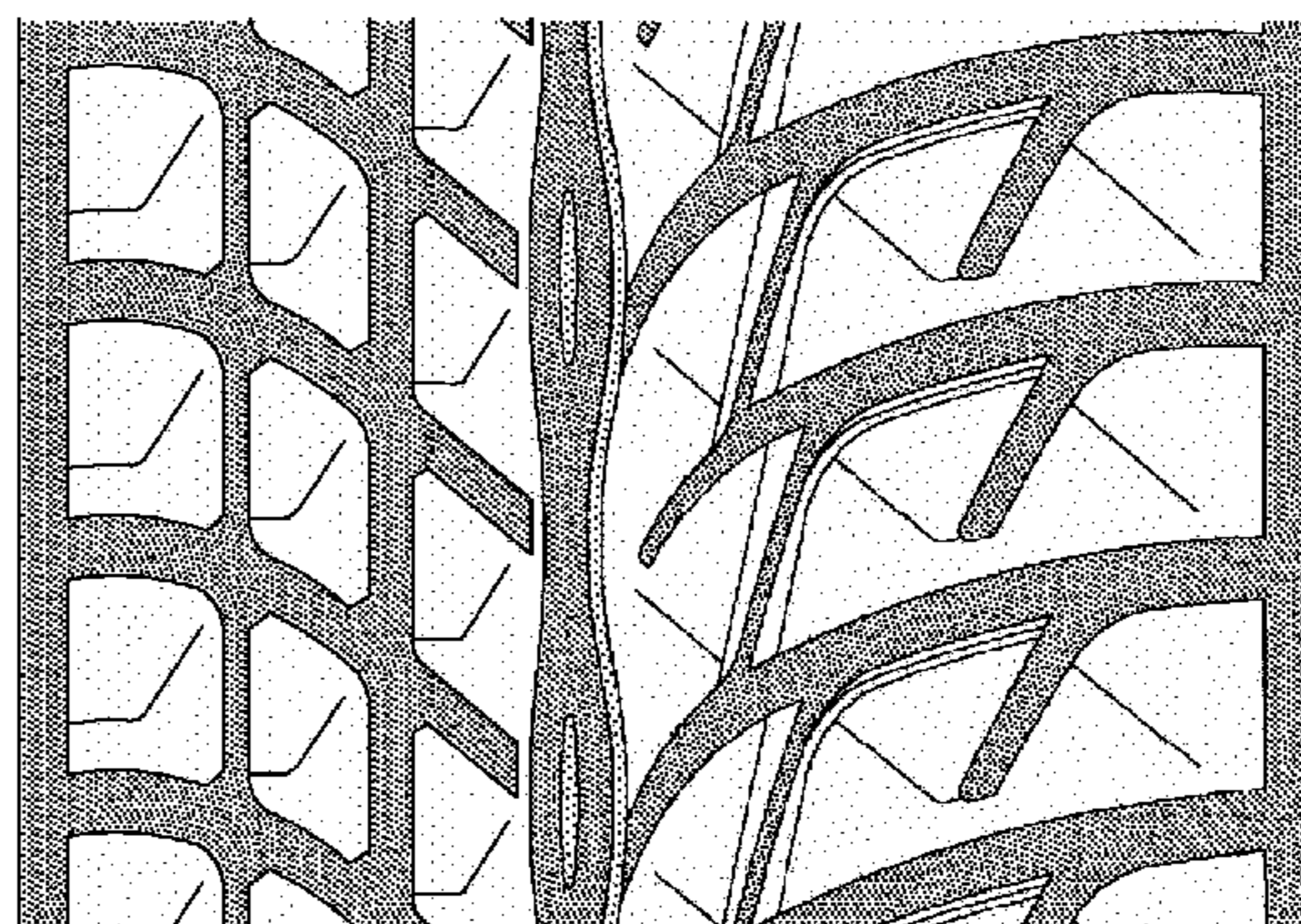
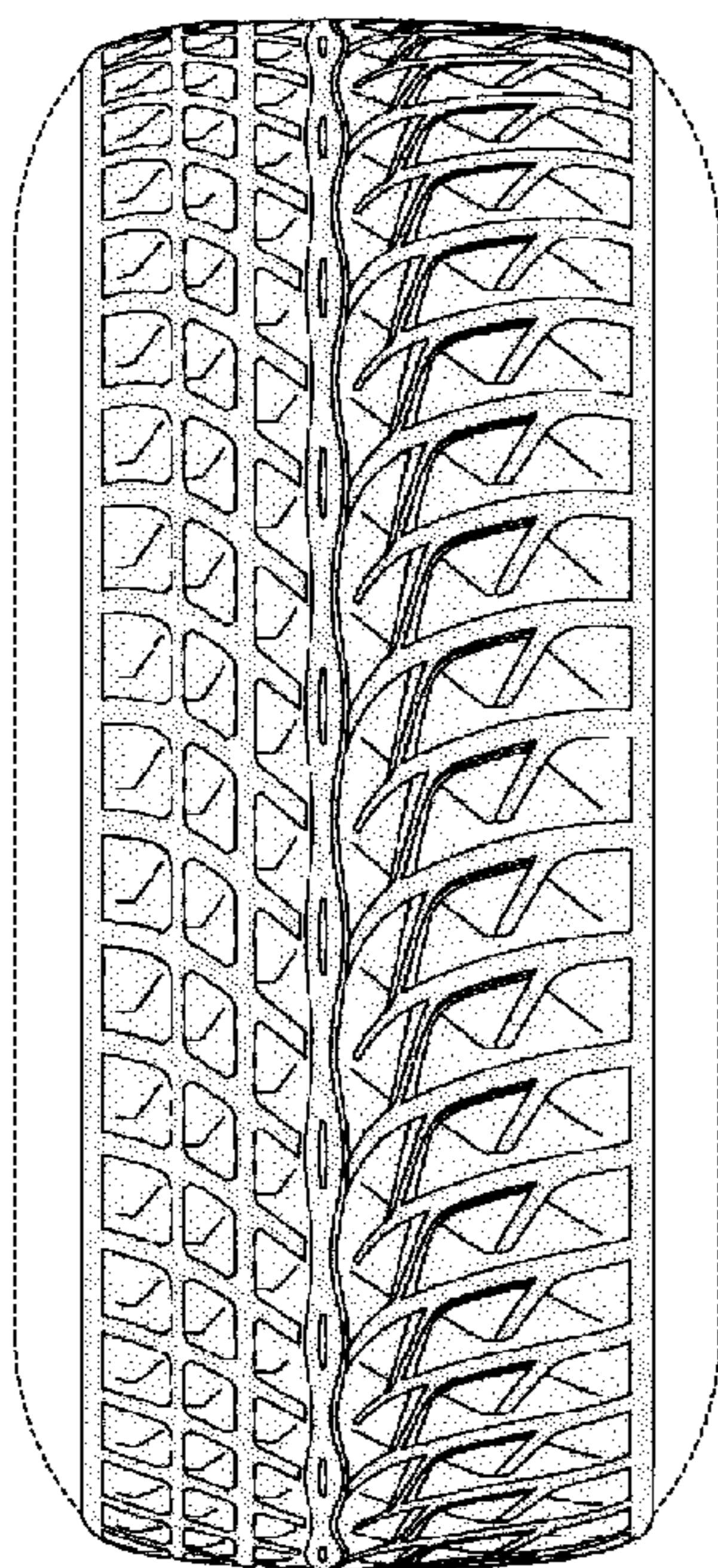


FIG. 1

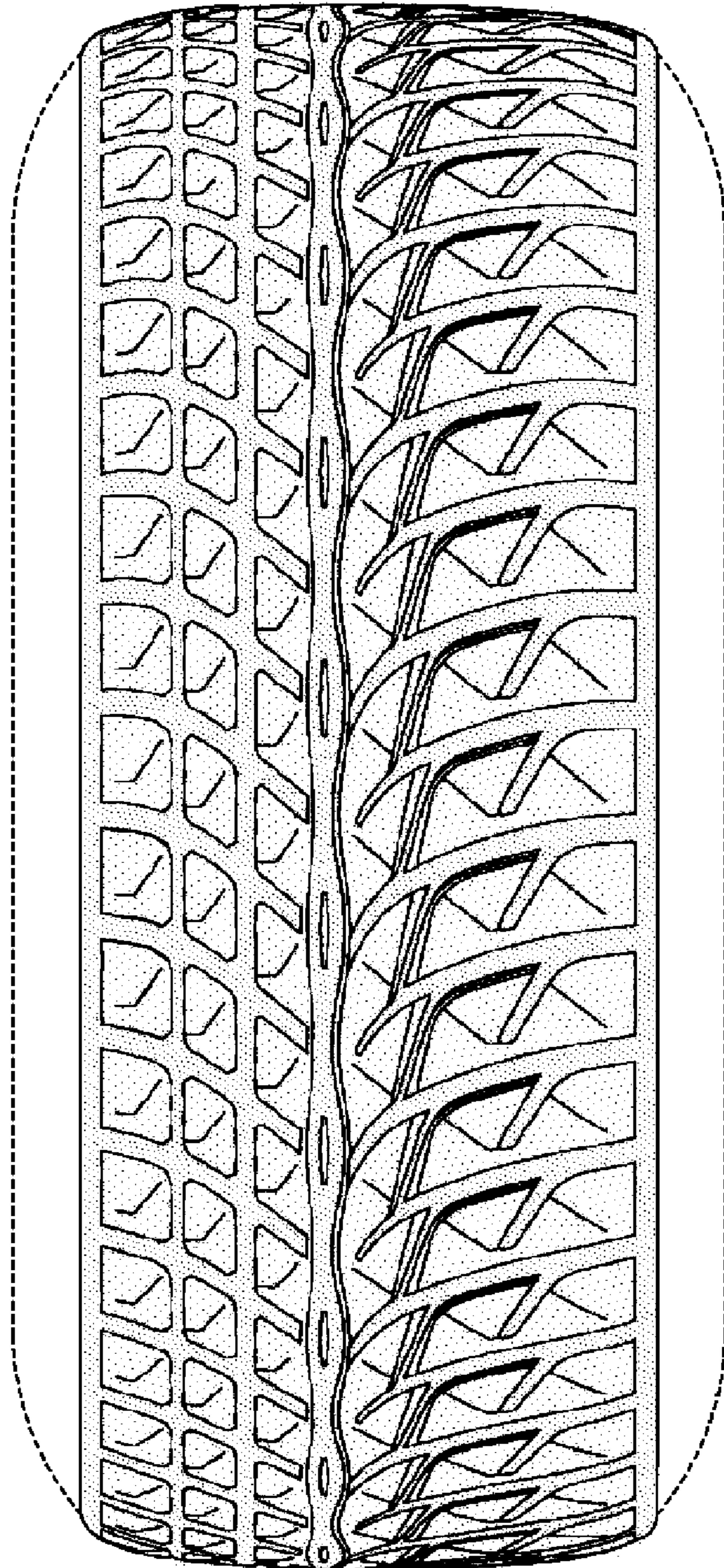


FIG. 2

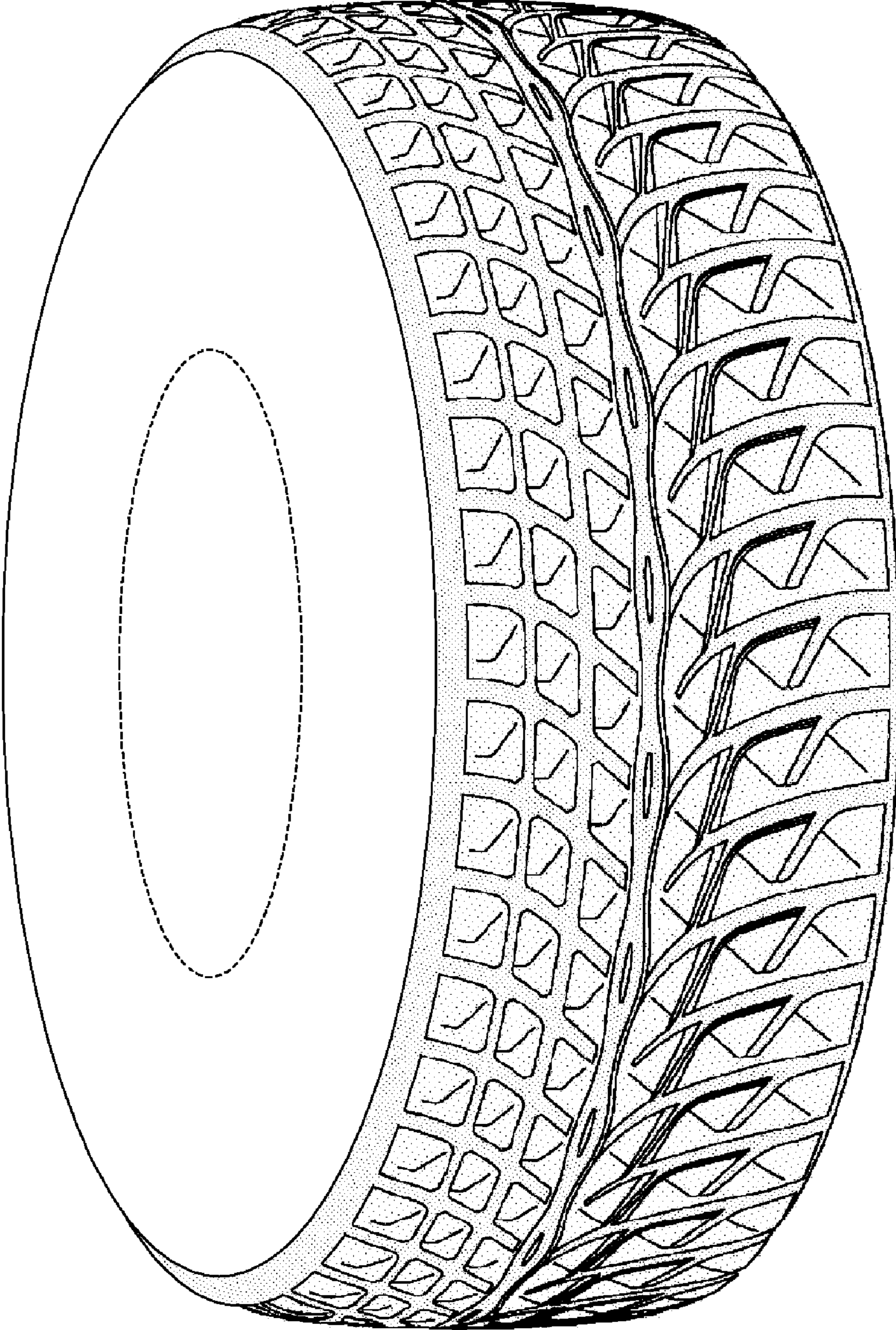


FIG. 3

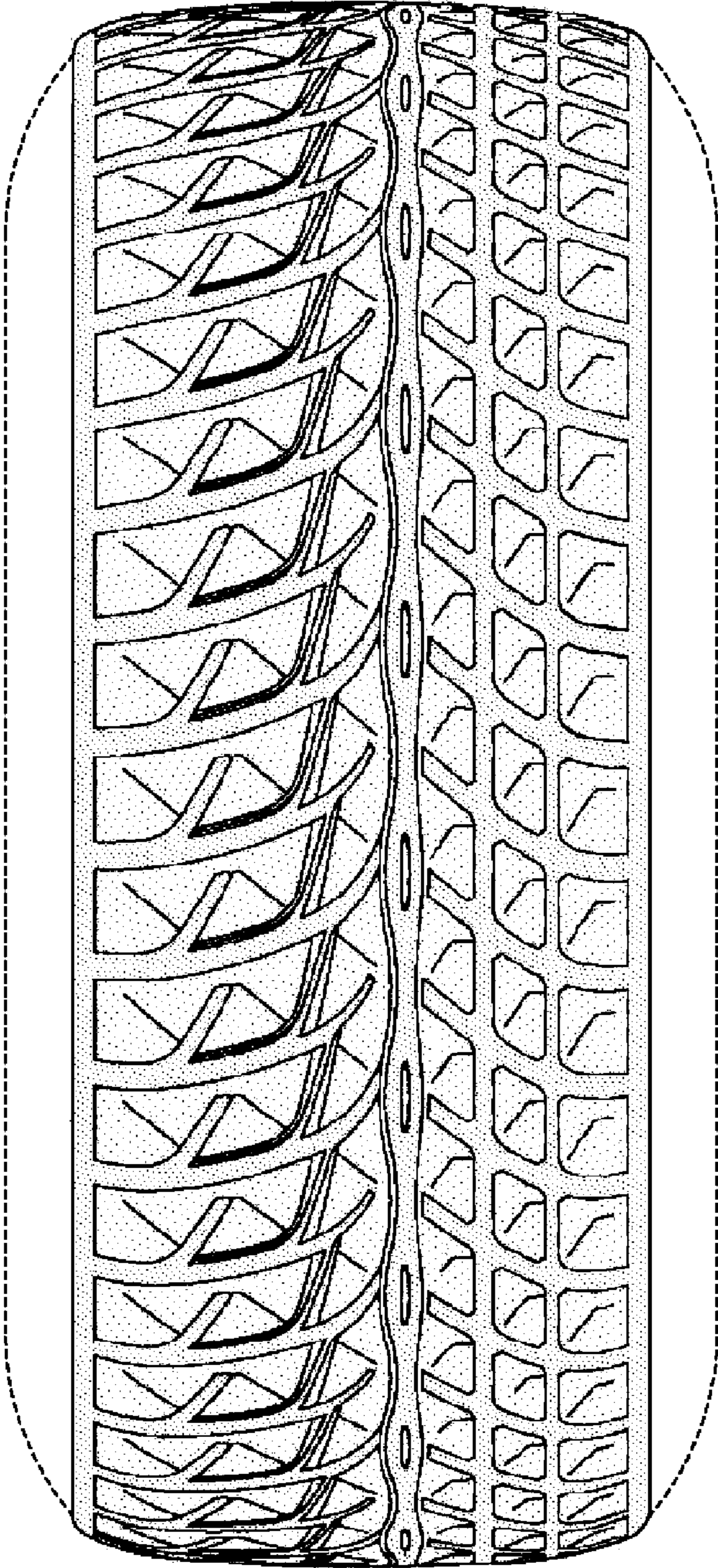


FIG. 4




FIG. 5




FIG. 6

