



US00D641679S

(12) **United States Design Patent**
Vardis

(10) **Patent No.:** **US D641,679 S**
(45) **Date of Patent:** **** Jul. 19, 2011**

(54) **VEHICLE WHEEL**

(75) Inventor: **Nicholas Vardis**, Sylvan Lake, MI (US)

(73) Assignee: **Chrysler Group LLC**, Auburn Hills, MI (US)

(**) Term: **14 Years**

(21) Appl. No.: **29/382,773**

(22) Filed: **Jan. 7, 2011**

(51) **LOC (9) Cl.** **12-16**

(52) **U.S. Cl.** **D12/211**

(58) **Field of Classification Search** D12/204-213;
301/37.101, 64.101, 65, 64.201

See application file for complete search history.

(56) **References Cited**

U.S. PATENT DOCUMENTS

D368,464 S	4/1996	Morley et al.	
D368,885 S	4/1996	Wagner	
D379,612 S	6/1997	Honarkhah	
D516,002 S *	2/2006	Fahr-Becker	D12/211
D567,167 S *	4/2008	Forster	D12/211

D579,399 S *	10/2008	Schweizer	D12/211
D585,354 S *	1/2009	Powell et al.	D12/211
D594,396 S *	6/2009	Juergens et al.	D12/209
D594,802 S *	6/2009	Gustafsson	D12/211
D615,018 S *	5/2010	Truebsbach	D12/211
D623,115 S *	9/2010	Juergens et al.	D12/211
D629,346 S *	12/2010	Szews	D12/211

* cited by examiner

Primary Examiner — Stacia Cadmus

(74) *Attorney, Agent, or Firm* — Ralph E. Smith

(57) **CLAIM**

The ornamental design for vehicle wheel, as shown and described.

DESCRIPTION


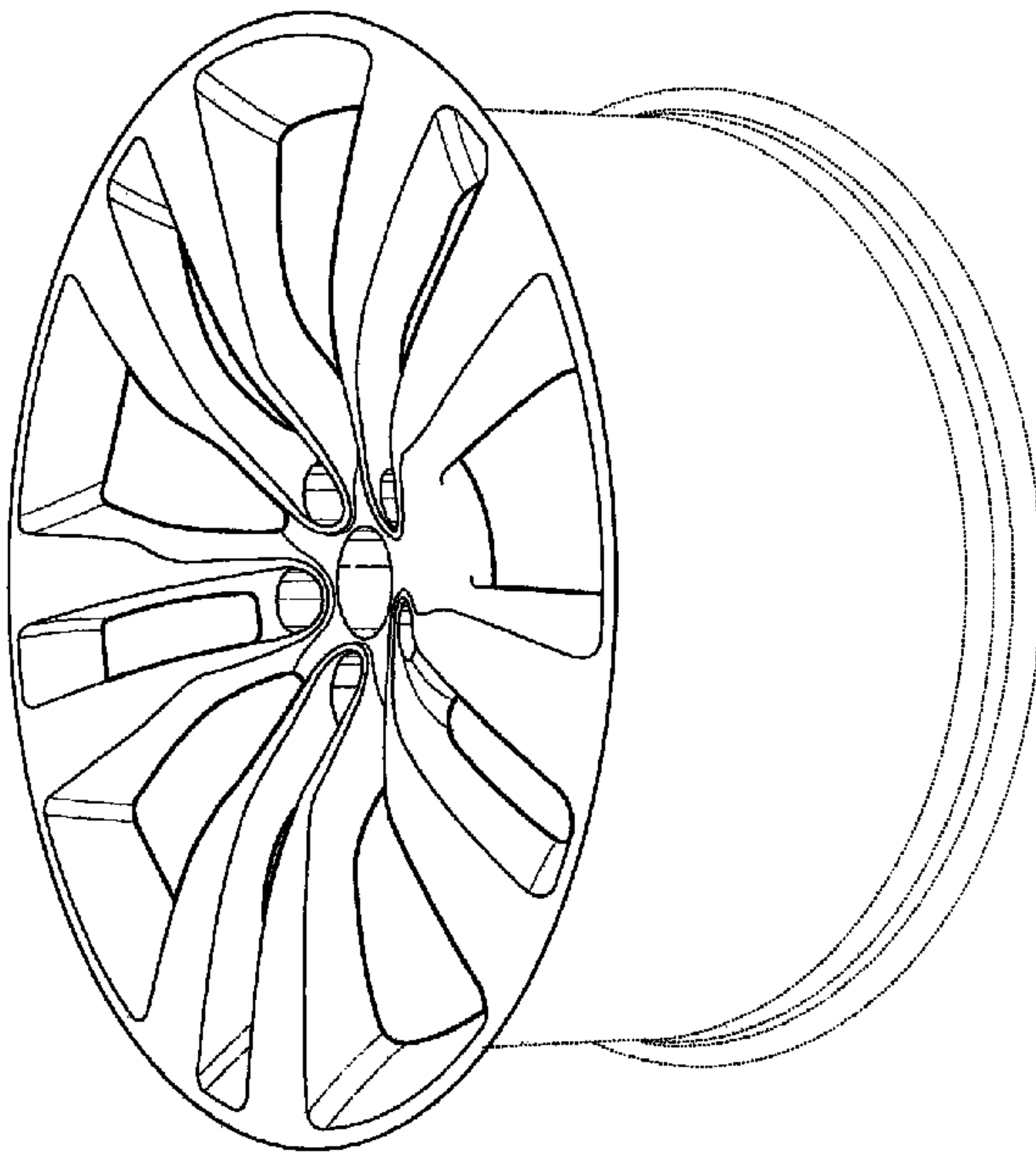
FIG. 1 is a front perspective view of a vehicle wheel showing the new design;

FIG. 2 is a front view thereof; and,

FIG. 3 is a side view thereof.

It will be understood that the dashed lines presented in the drawings are for illustration only, and do not form a part of the claimed design.

1 Claim, 3 Drawing Sheets



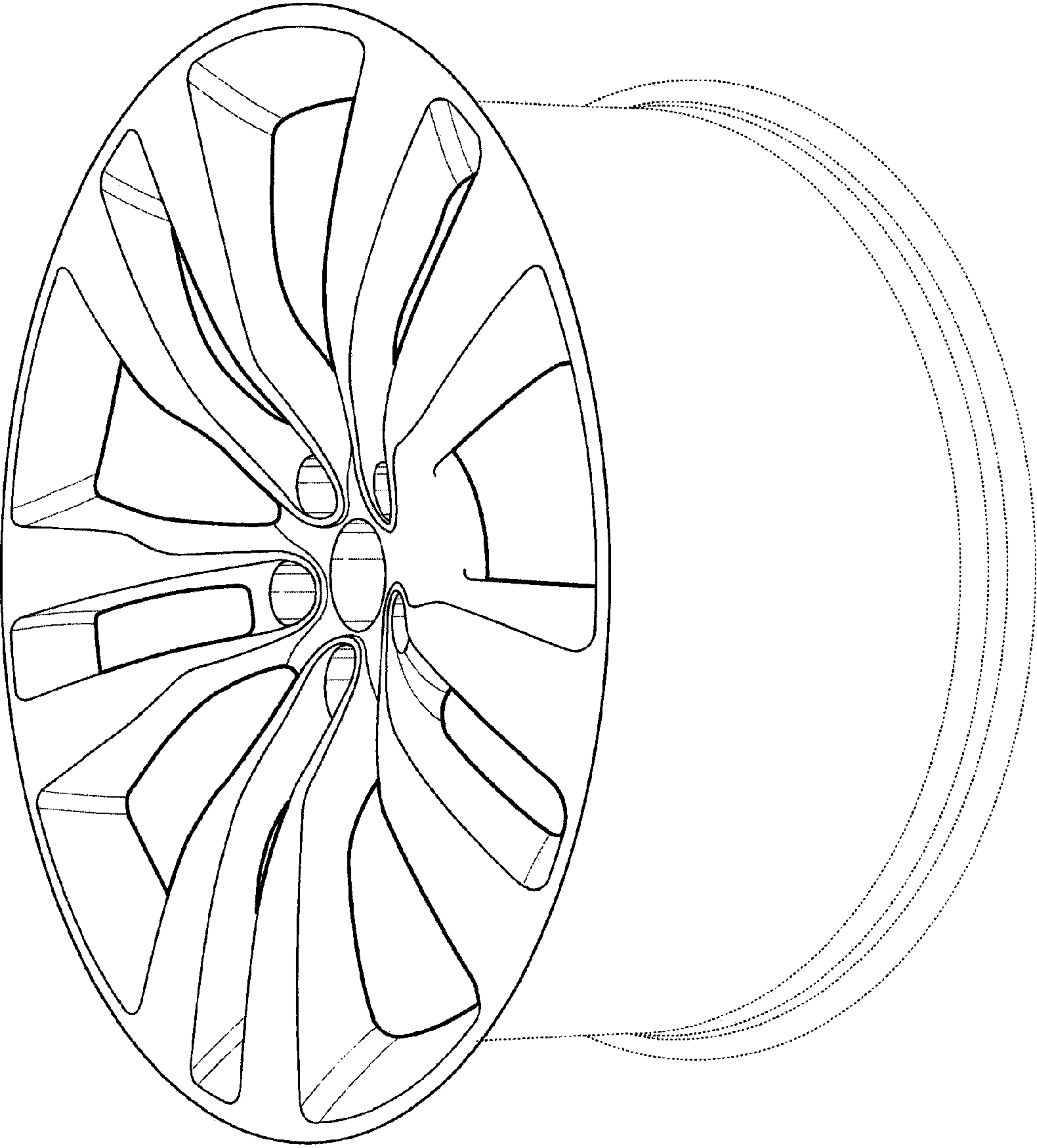


FIG. 1




FIG. 2




FIG. 3