



US00D641666S

(12) **United States Design Patent**
Yi

(10) **Patent No.:** **US D641,666 S**
(45) **Date of Patent:** **** Jul. 19, 2011**

(54) **AUTOMOBILE**

(75) Inventor: **Jin-Sung Yi**, Gyeonggi-do (KR)

(73) Assignee: **Hyundai Motor Company**, Seoul (KR)

(**) Term: **14 Years**

(21) Appl. No.: **29/383,162**

(22) Filed: **Jan. 13, 2011**

(30) **Foreign Application Priority Data**

Nov. 2, 2010 (KR) 30-2010-0047392

(51) **LOC (9) Cl.** **12-08**

(52) **U.S. Cl.** **D12/92**

(58) **Field of Classification Search** D12/86,
D12/90-92, 88; D21/424, 433, 434; 296/181.1,
296/181.5

See application file for complete search history.

(56) **References Cited**

U.S. PATENT DOCUMENTS

D612,299 S * 3/2010 Ito et al. D12/92
D619,932 S * 7/2010 Yi D12/92

D626,457 S * 11/2010 Lian et al. D12/92
D628,940 S * 12/2010 Bischoff et al. D12/92
D628,941 S * 12/2010 Yi D12/92
D628,942 S * 12/2010 Kim D12/92
D630,555 S * 1/2011 Koshino et al. D12/92
D632,222 S * 2/2011 Bischoff et al. D12/92

* cited by examiner

Primary Examiner — Melody N Brown

(74) *Attorney, Agent, or Firm* — Edwards Angell Palmer & Dodge LLP; Kongsik Kim

(57) **CLAIM**

The ornamental design for the automobile, as shown and described.

DESCRIPTION

FIG. 1 is a perspective view of the automobile according to the present invention.

FIG. 2 is a front view of the automobile of FIG. 1.

FIG. 3 is a rear view of the automobile of FIG. 1.

FIG. 4 is a left side view of the automobile of FIG. 1.

FIG. 5 is a right side view of the automobile of FIG. 1; and,

FIG. 6 is a top view of the automobile of FIG. 1.

1 Claim, 6 Drawing Sheets




FIG. 1

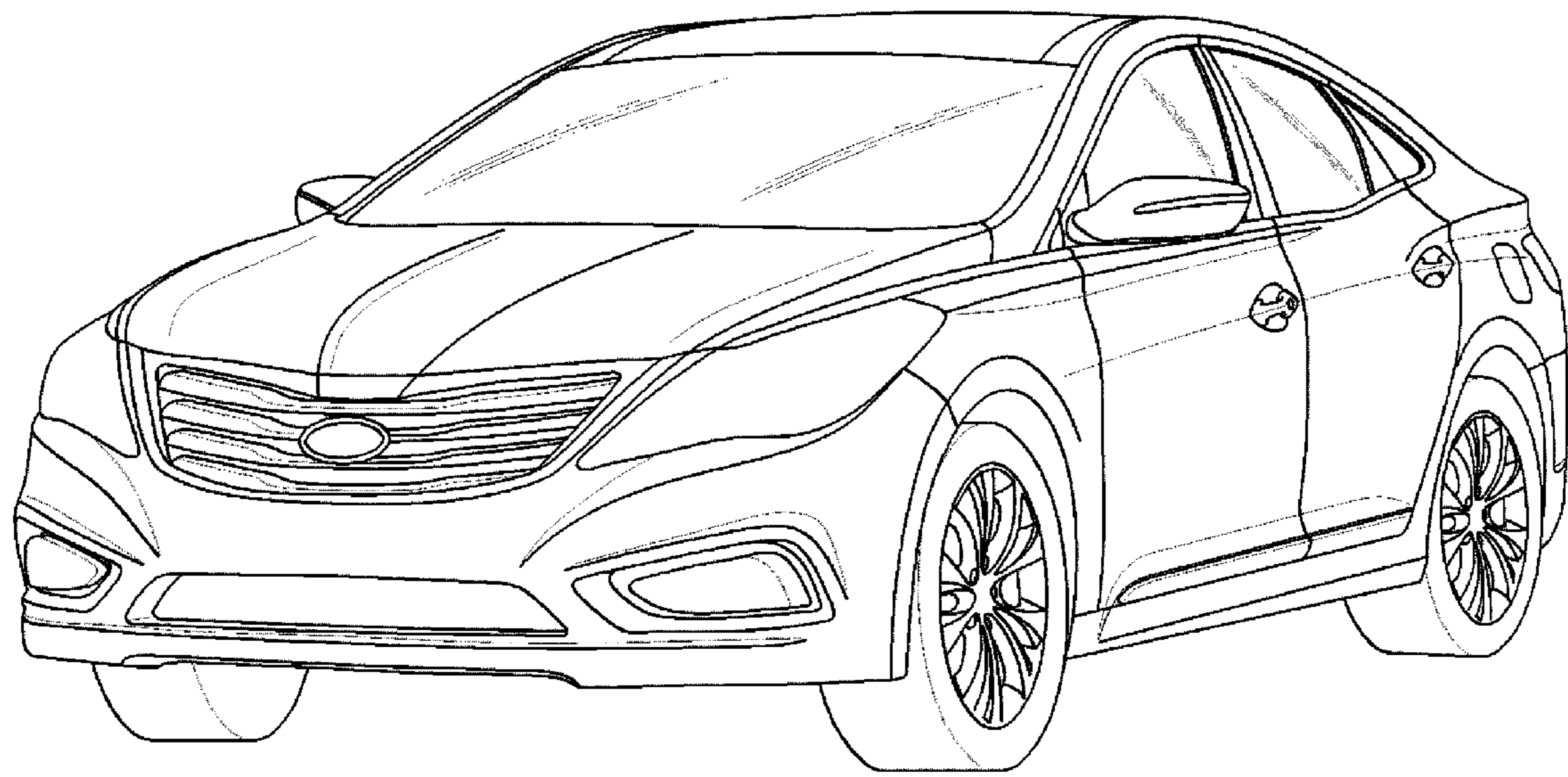


FIG. 2




FIG. 3




FIG. 4

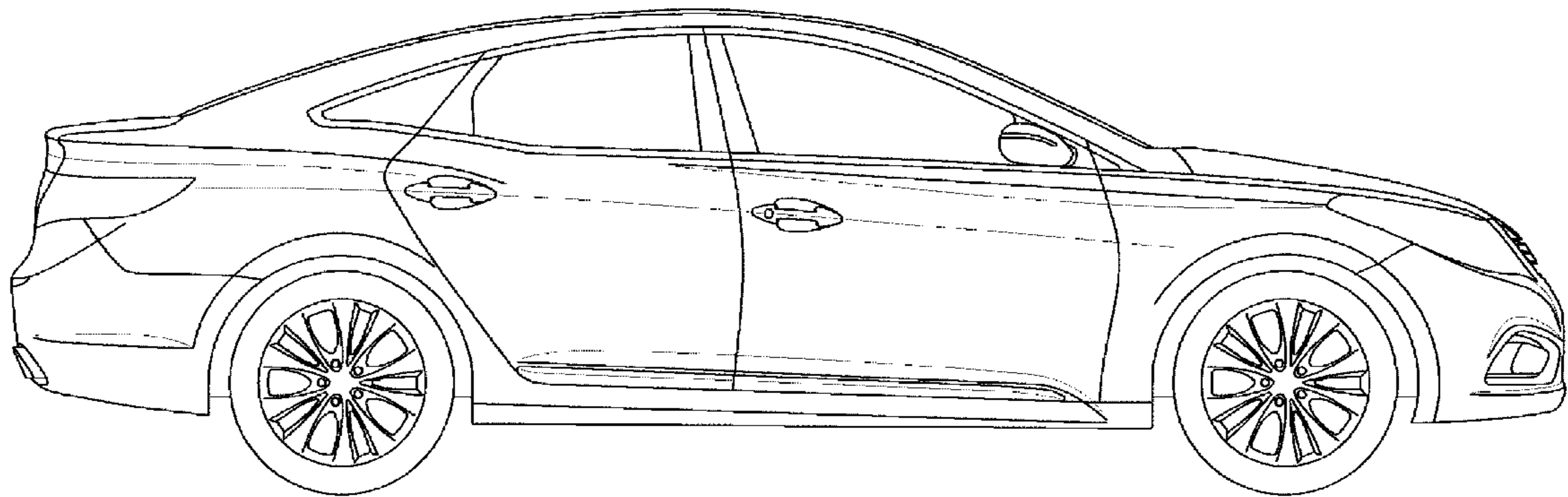


FIG. 5

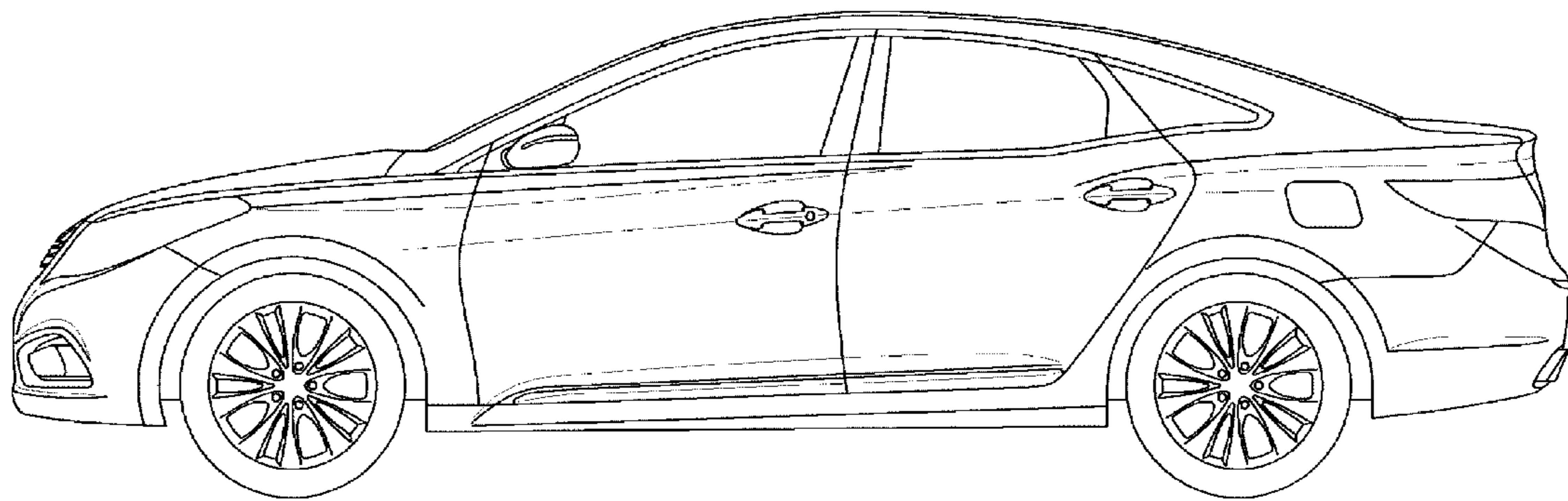


FIG. 6

