



US00D641665S

(12) **United States Design Patent**  
**Larson et al.**

(10) **Patent No.:** **US D641,665 S**

(45) **Date of Patent:** **\*\* Jul. 19, 2011**

(54) **MOTOR VEHICLE, TOY AND/OR REPLICA**

(74) *Attorney, Agent, or Firm* — RatnerPrestia

(75) Inventors: **Grant Larson**, Ludwigsburg (DE);  
**Shuichi Yamashita**, Gerlingen (DE)

(57) **CLAIM**  
The ornamental design for a motor vehicle, toy and/or replica,  
as shown and described.

(73) Assignee: **Dr. Ing. h.c. F. Porsche**  
**Aktiengesellschaft**, Stuttgart (DE)

**DESCRIPTION**

(\*\*) Term: **14 Years**

(21) Appl. No.: **29/379,258**

(22) Filed: **Nov. 17, 2010**

(30) **Foreign Application Priority Data**

May 18, 2010 (DE) ..... 40 2010 002 767  
(51) **LOC (9) Cl.** ..... **12-08**  
(52) **U.S. Cl.** ..... **D12/92**  
(58) **Field of Classification Search** ..... D12/86,  
D12/90–92, 88; D21/424, 433, 434; 296/181.1,  
296/181.5  
See application file for complete search history.

(56) **References Cited**

**U.S. PATENT DOCUMENTS**


D590,300 S *	4/2009	Saracoglu	.....	D12/92
D590,301 S *	4/2009	Saracoglu	.....	D12/92
D606,456 S *	12/2009	Saracoglu	.....	D12/92
D606,902 S *	12/2009	Saracoglu	.....	D12/92
D606,903 S *	12/2009	Saracoglu	.....	D12/92
D607,779 S *	1/2010	Kulla	.....	D12/92
D610,488 S *	2/2010	Kulla et al.	.....	D12/92
D623,557 S *	9/2010	Kulla et al.	.....	D12/92

\* cited by examiner

FIG. 1 is a right, front perspective view of a motor vehicle, toy and/or replica, wherein the convertible top of the motor vehicle is depicted in a deployed position;  
FIG. 2 is a right, rear perspective view of the motor vehicle, toy and/or replica of FIG. 1;  
FIG. 3 is an enlarged front elevation view of the motor vehicle, toy and/or replica of FIG. 1;  
FIG. 4 is an enlarged rear elevation view of the motor vehicle, toy and/or replica of FIG. 1;  
FIG. 5 is a left side elevation view of the motor vehicle, toy and/or replica of FIG. 1;  
FIG. 6 is a right side elevation view of the motor vehicle, toy and/or replica of FIG. 1;  
FIG. 7 is a top plan view of the motor vehicle, toy and/or replica of FIG. 1;  
FIG. 8 is a right, front perspective view of the motor vehicle, toy and/or replica of FIG. 1, wherein the convertible top of the motor vehicle is depicted in a retracted position;  
FIG. 9 is a right, rear perspective view of the motor vehicle, toy and/or replica of FIG. 8;  
FIG. 10 is an enlarged front elevation view of the motor vehicle, toy and/or replica of FIG. 8;  
FIG. 11 is an enlarged rear elevation view of the motor vehicle, toy and/or replica of FIG. 8;  
FIG. 12 is a left side elevation view of the motor vehicle, toy and/or replica of FIG. 8;  
FIG. 13 is a right side elevation view of the motor vehicle, toy and/or replica of FIG. 8; and,  
FIG. 14 is a top plan view of the motor vehicle, toy and/or replica of FIG. 8.  
The broken lines are for illustration purposes only and form no part of the claimed design.

*Primary Examiner* — Melody N Brown

**1 Claim, 12 Drawing Sheets**



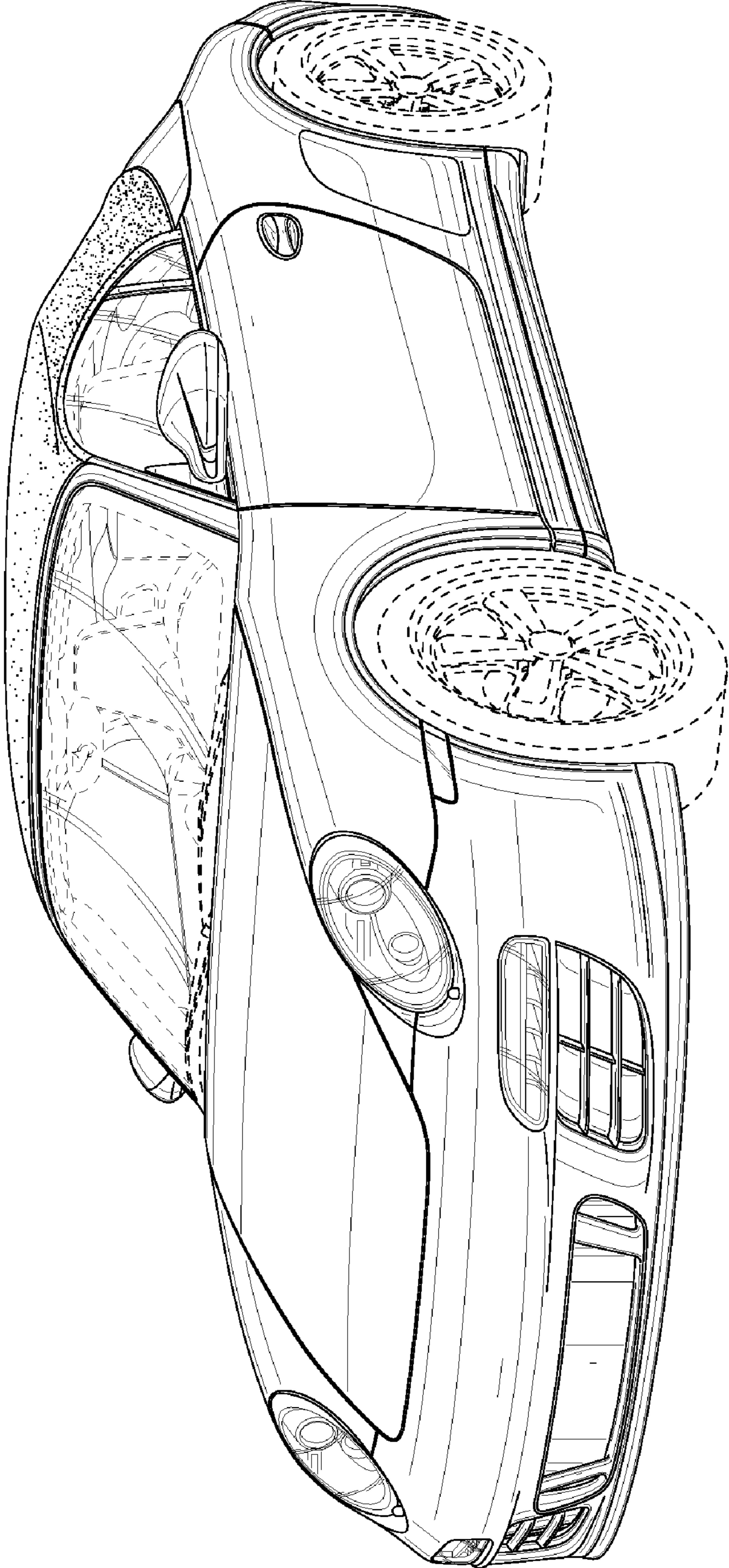


FIG. 1

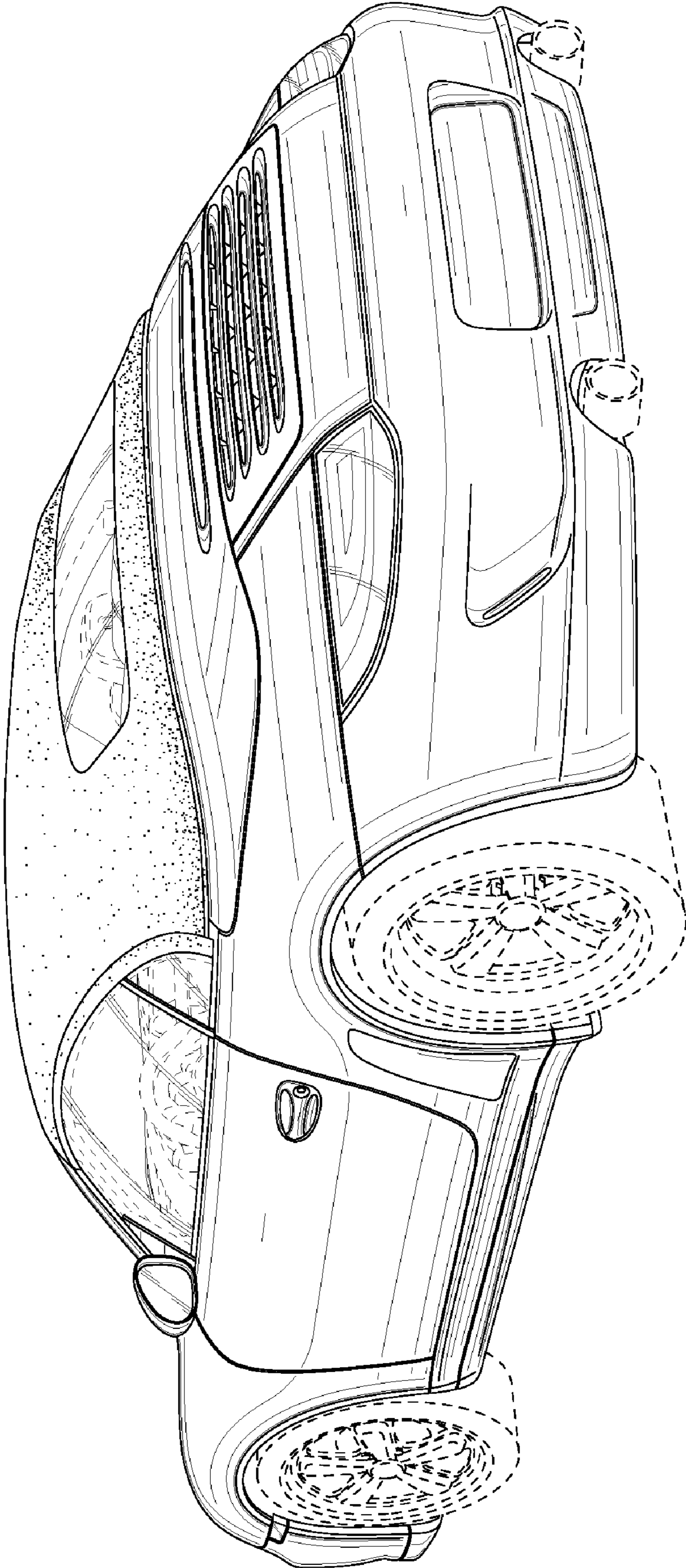


FIG. 2




FIG. 3




FIG. 4

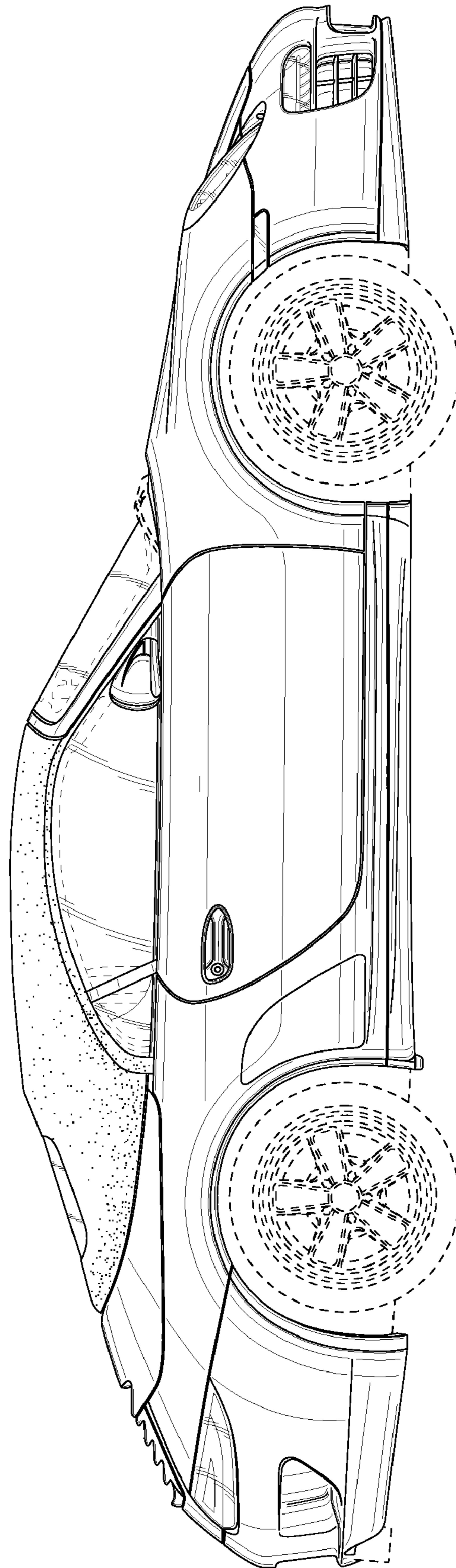


FIG. 5

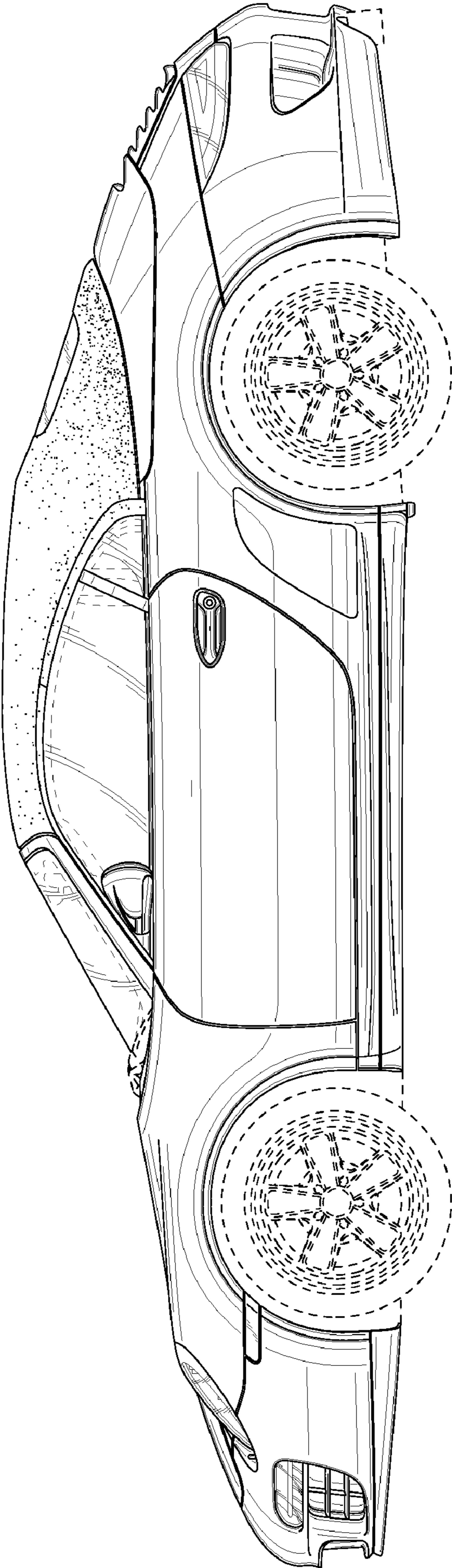


FIG. 6

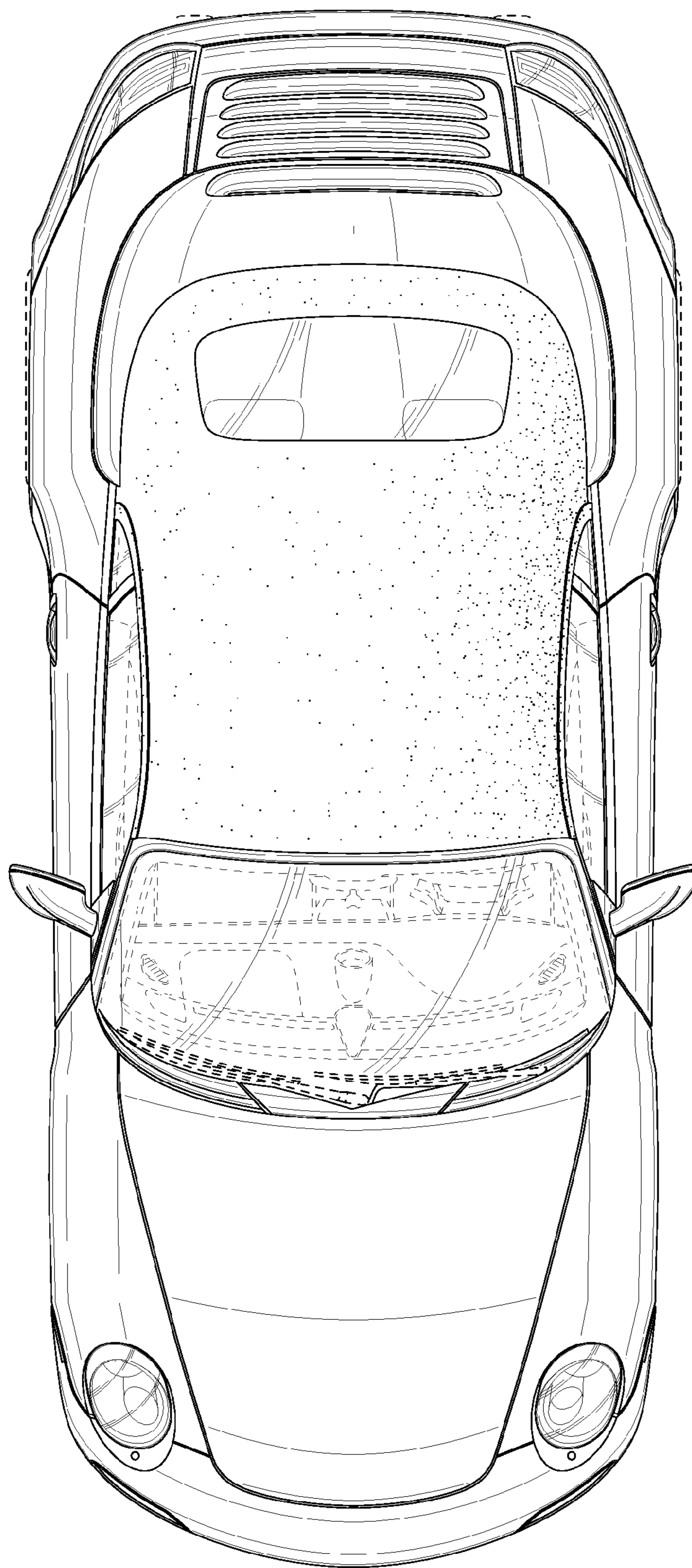


FIG. 7

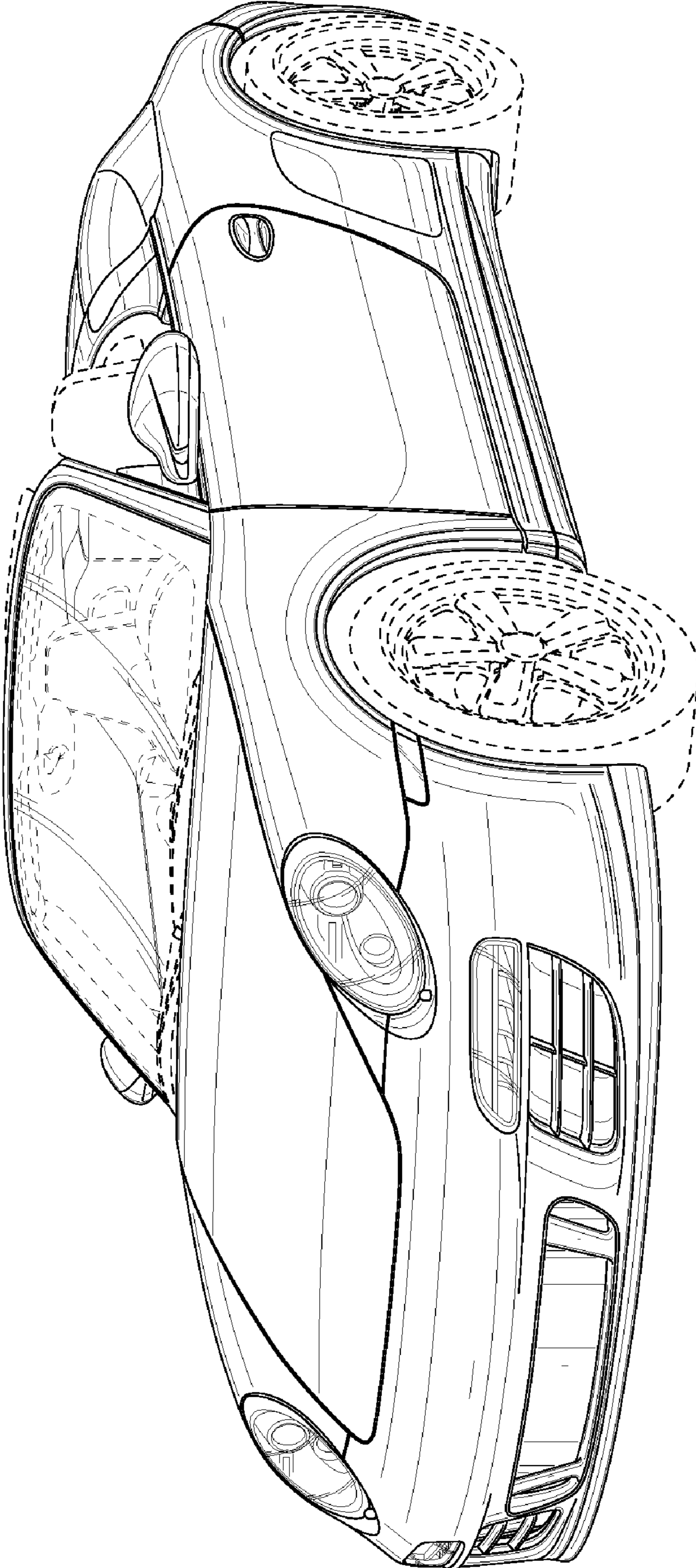


FIG. 8



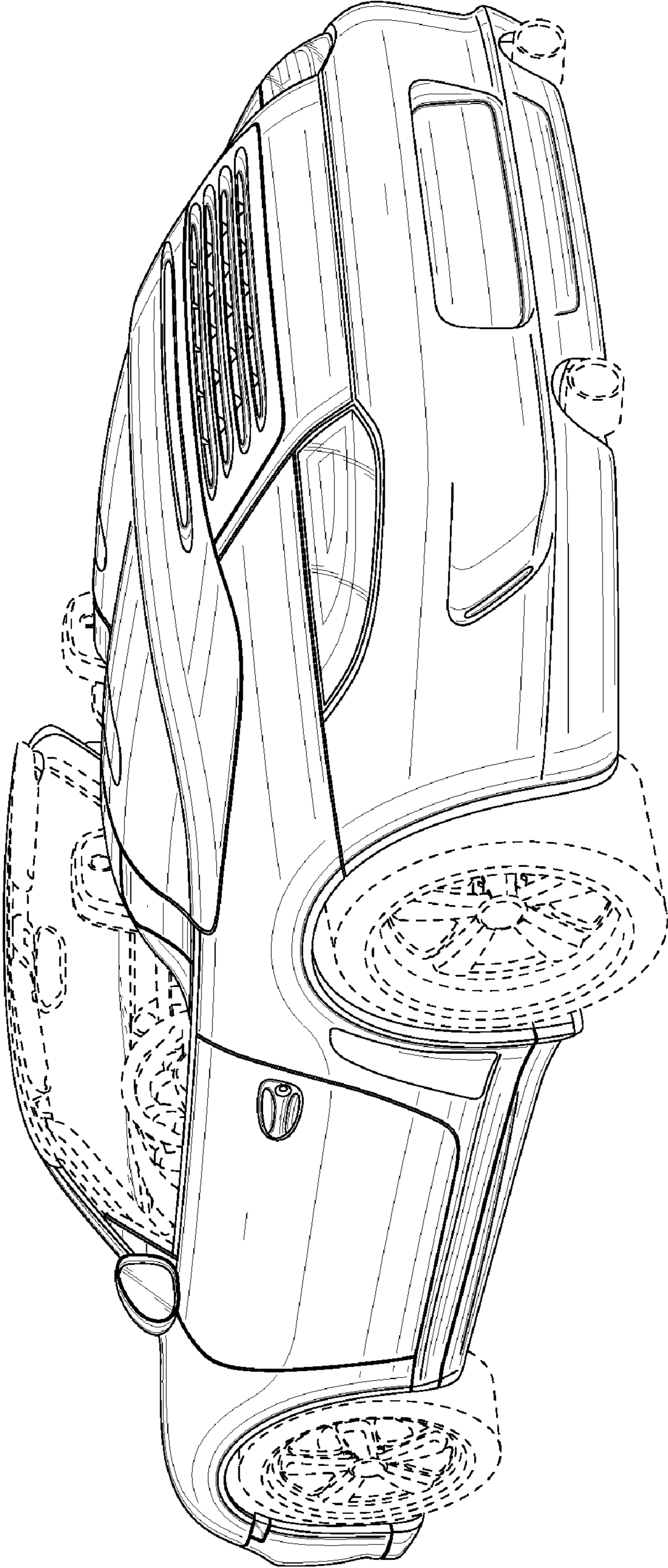


FIG. 9




FIG. 10




FIG. 11

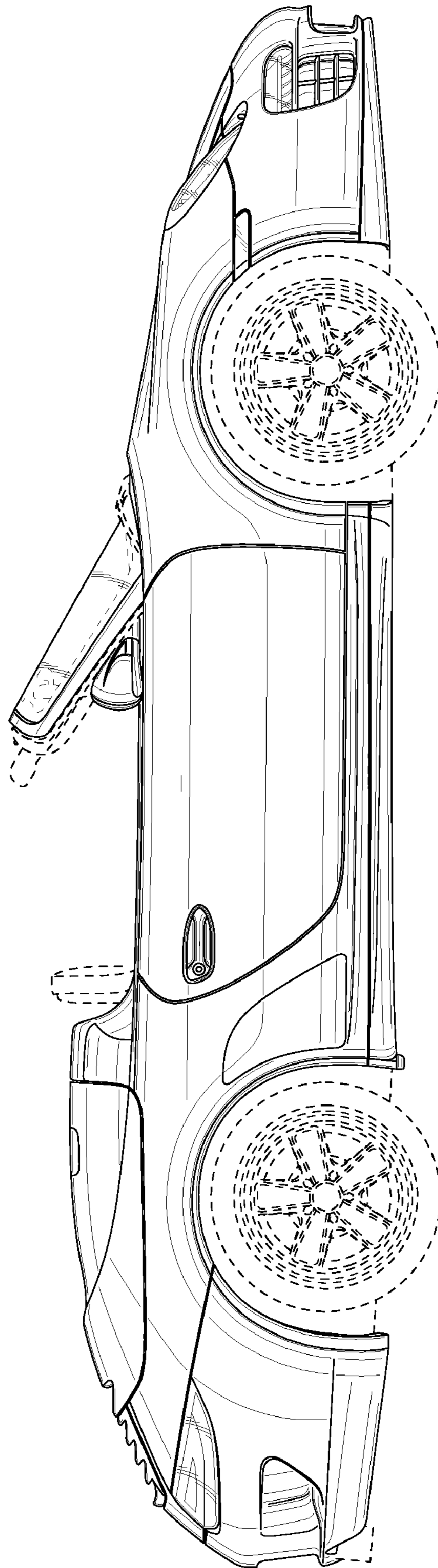


FIG. 12

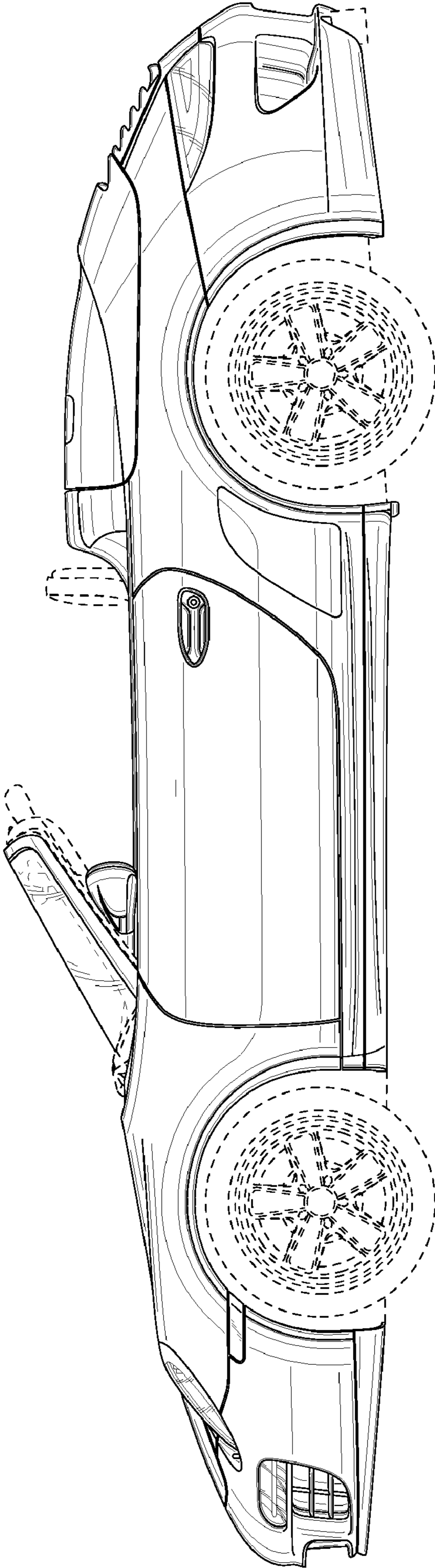


FIG. 13

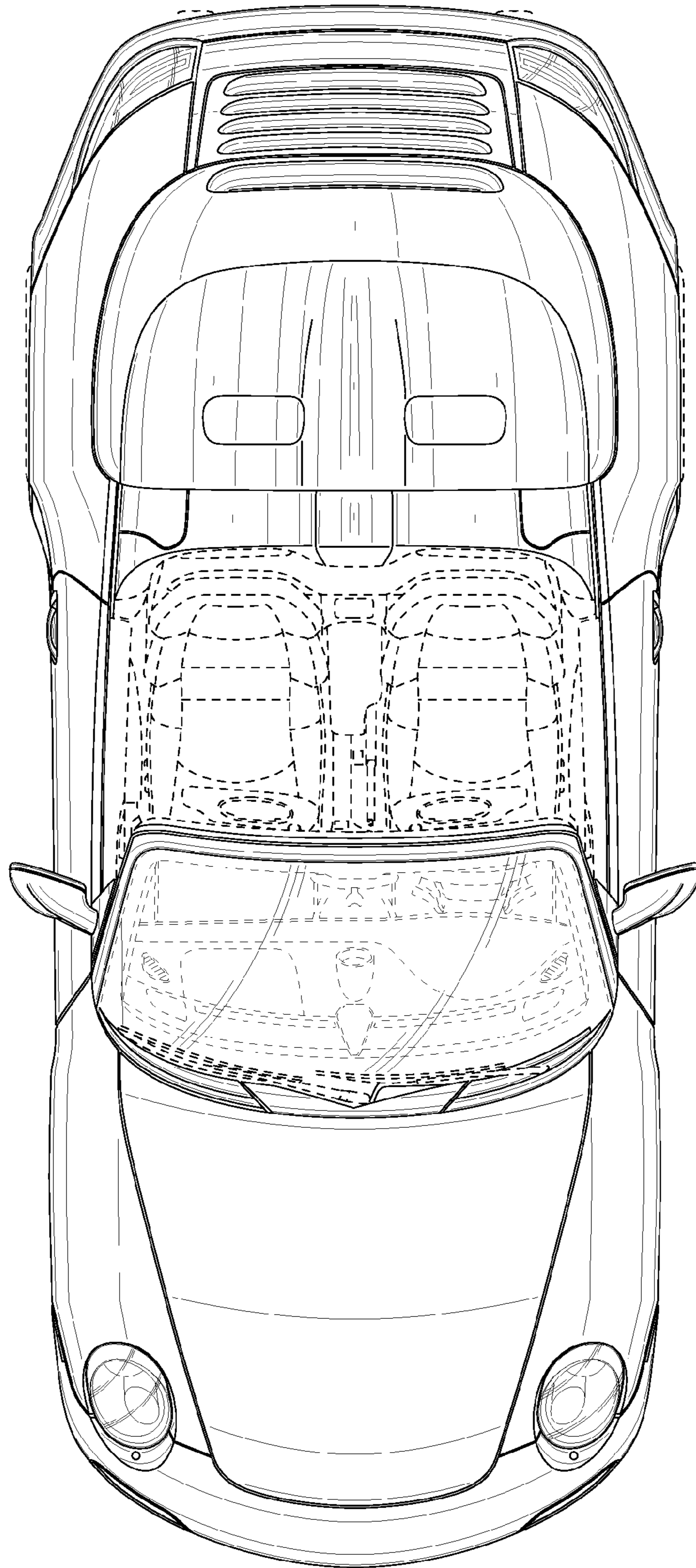


FIG. 14