

US00D641662S

(12) **United States Design Patent**  
**Zavatski et al.**

(10) **Patent No.:** **US D641,662 S**  
(45) **Date of Patent:** **\*\* Jul. 19, 2011**

(54) **AUTOMOBILE BODY**

(75) Inventors: **Irina Zavatski**, Rochester Hills, MI (US); **Lance R. Wagner**, Lake Orion, MI (US)

(73) Assignee: **Chrysler Group LLC**, Auburn Hills, MI (US)

(\*\*) Term: **14 Years**

(21) Appl. No.: **29/380,354**

(22) Filed: **Dec. 3, 2010**

(51) **LOC (9) Cl.** ..... **12-08**

(52) **U.S. Cl.** ..... **D12/91**

(58) **Field of Classification Search** ..... D12/86,  
D12/90-92, 88; D21/424, 433, 434; 296/181.1,  
296/181.5

See application file for complete search history.

(56) **References Cited**

**U.S. PATENT DOCUMENTS**

D446,167 S 8/2001 Faurote et al.  
D447,093 S 8/2001 Faurote et al.  
D466,443 S 12/2002 Faurote et al.  
D553,049 S 10/2007 Opfer et al.

D564,411 S 3/2008 Zavatski et al.  
D574,298 S \* 8/2008 Opfer et al. .... D12/91  
D576,524 S \* 9/2008 Zavatski et al. .... D12/91  
D586,697 S \* 2/2009 Nagode et al. .... D12/91  
D608,693 S \* 1/2010 Hammoud et al. .... D12/91

\* cited by examiner

*Primary Examiner* — Melody N Brown

(74) *Attorney, Agent, or Firm* — Ralph E. Smith

(57) **CLAIM**


The ornamental design for an automobile body, as shown and described.

**DESCRIPTION**

FIG. 1 is a front perspective view of an automobile body showing our new design;  
FIG. 2 is a rear perspective view thereof;  
FIG. 3 is a side view thereof;  
FIG. 4 is a top plan view thereof;  
FIG. 5 is a front view thereof; and,  
FIG. 6 is a rear view thereof.

It will be understood that the broken lines presented in the drawings are for illustration only, and do not form a part of the claimed design.

**1 Claim, 6 Drawing Sheets**



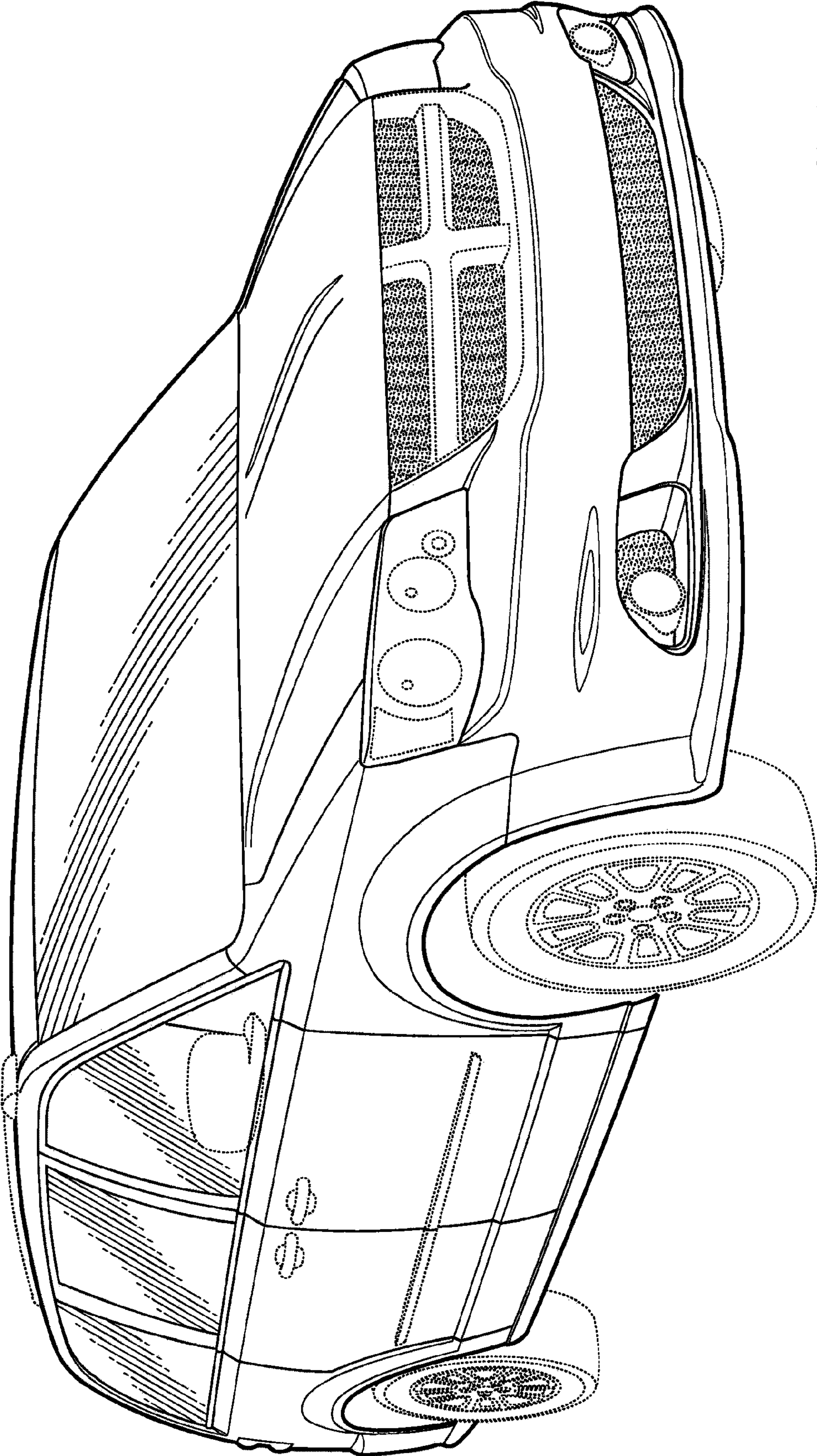
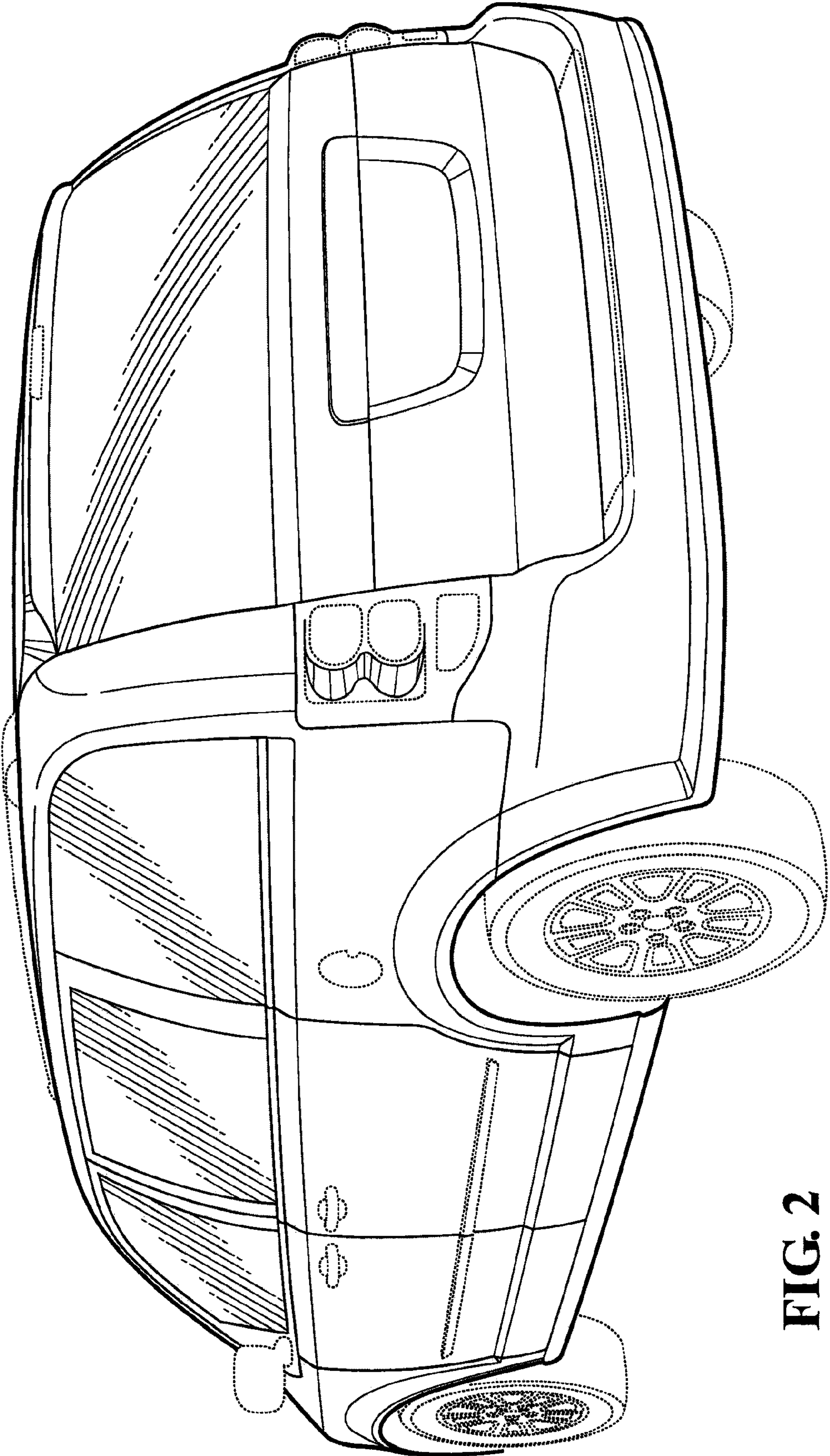


FIG. 1





**FIG. 2**

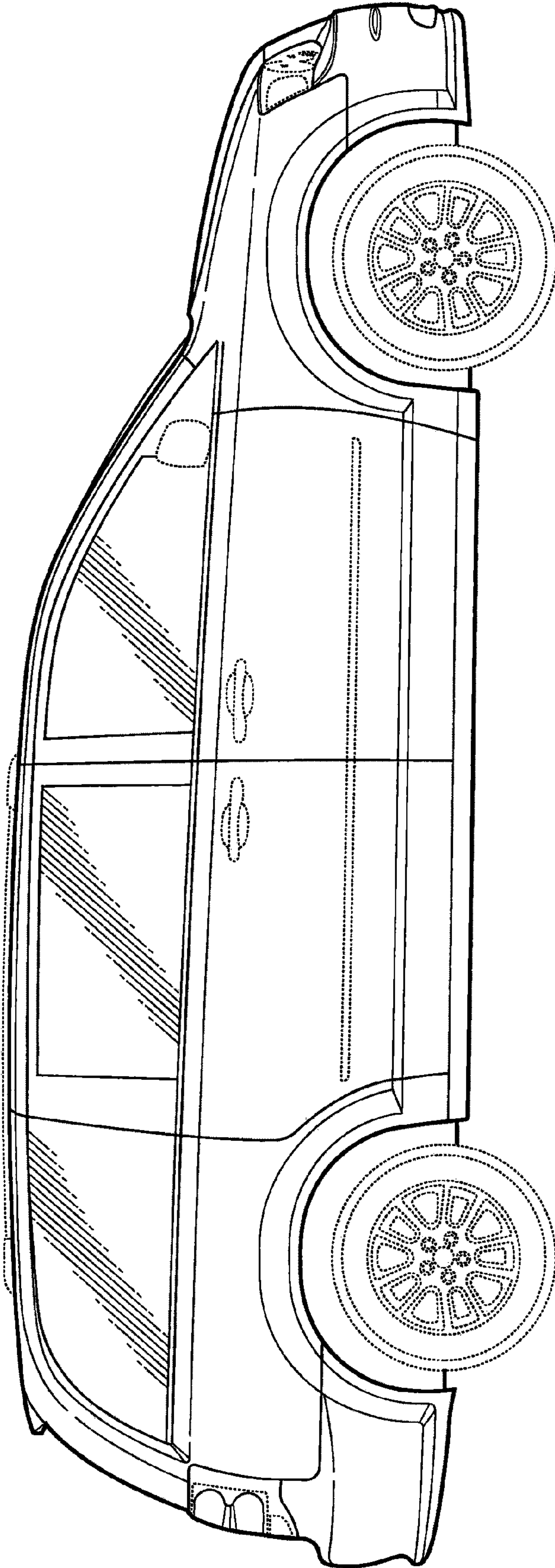


FIG. 3

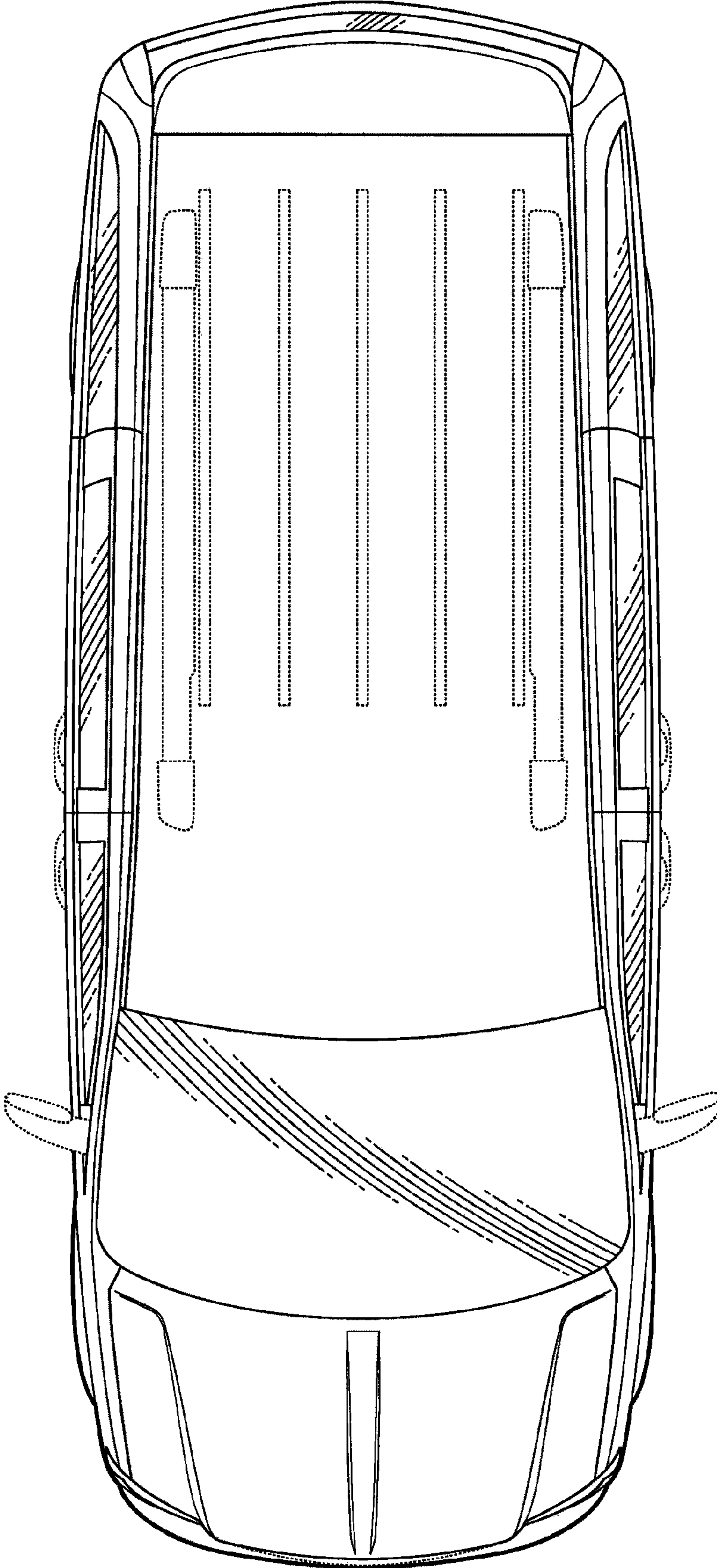

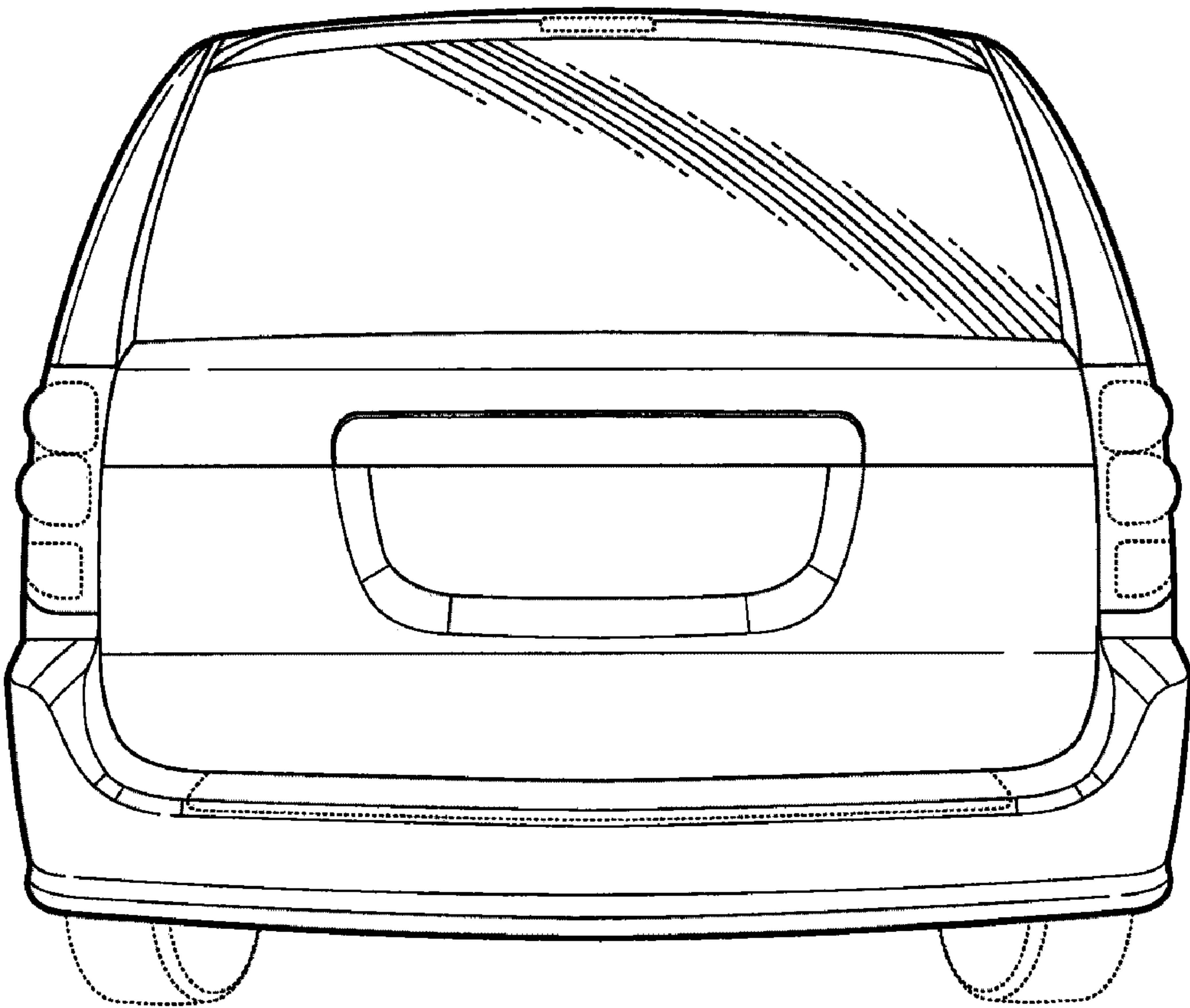


FIG. 4





**FIG. 5**



**FIG. 6**