



US00D641646S

(12) **United States Design Patent**  
**Iverson**

(10) **Patent No.:** **US D641,646 S**  
(45) **Date of Patent:** **\*\* Jul. 19, 2011**

(54) **BLOCK M REFLECTOR**

(75) Inventor: **David Iverson**, Chicago, IL (US)

(73) Assignees: **Andrew M. Gonda**, Attica, MI (US);  
**Roger L. Gonda**, Brighton, MI (US)

(\*\*) Term: **14 Years**

(21) Appl. No.: **29/322,001**

(22) Filed: **Jul. 28, 2008**

(51) **LOC (9) Cl.** ..... **10-05**

(52) **U.S. Cl.** ..... **D10/111**

(58) **Field of Classification Search** ..... D10/109-111,  
D10/114, 121; D26/123; 359/528, 532,  
359/547, 549, 530, 531; 404/9-16

See application file for complete search history.

(56) **References Cited**

U.S. PATENT DOCUMENTS

|           |   |   |         |             |       |         |
|-----------|---|---|---------|-------------|-------|---------|
| D61,347   | S | * | 8/1922  | Preston     | ..... | D26/123 |
| D64,429   | S | * | 4/1924  | Whittington | ..... | D10/121 |
| D66,796   | S | * | 3/1925  | Golder      | ..... | D10/121 |
| 1,734,979 | A | * | 11/1929 | Persons     | ..... | 359/549 |
| 1,807,350 | A | * | 5/1931  | Stimson     | ..... | 359/532 |
| 1,878,909 | A | * | 9/1932  | Stimson     | ..... | 359/528 |
| 1,895,173 | A |   | 1/1933  | Sandford    |       |         |
| 1,906,655 | A |   | 5/1933  | Stimson     |       |         |
| 2,281,565 | A | * | 5/1942  | Eckel       | ..... | 359/547 |
| 2,310,817 | A |   | 2/1943  | Taylor      |       |         |
| D189,388  | S | * | 11/1960 | Marik       | ..... | D10/114 |
| D220,068  | S | * | 3/1971  | Heenan      | ..... | D10/111 |
| D239,609  | S | * | 4/1976  | Tsuyama     | ..... | D10/111 |
| D271,477  | S |   | 11/1983 | Kalish      |       |         |
| D291,420  | S | * | 8/1987  | Kohl        | ..... | D10/114 |
| D380,402  | S |   | 7/1997  | Binder, Sr. |       |         |

|          |   |   |         |              |       |         |
|----------|---|---|---------|--------------|-------|---------|
| D423,974 | S | * | 5/2000  | Bell         | ..... | D10/111 |
| D438,571 | S |   | 3/2001  | Whitsett     |       |         |
| D470,187 | S |   | 2/2003  | Wells et al. |       |         |
| D499,767 | S |   | 12/2004 | Wells et al. |       |         |

OTHER PUBLICATIONS

License Plate Block "M", downloaded from <http://www.mden.com/shopping/product.cgi?1089039643801341?1026?8995> on Aug. 12, 2008.

Sticker-Small Split Block "M", downloaded from <http://www.mden.com/shopping/product.cgi?1089039643801341?1026?8942> on Aug. 12, 2008.

Car Magnet-Block M, downloaded from <http://www.mden.com/shopping/product.cgi?1089039643801341?1026?2850> on Aug. 12, 2008.

\* cited by examiner

*Primary Examiner* — Caron D Veynar

*Assistant Examiner* — George D Kirschbaum

(74) *Attorney, Agent, or Firm* — Momkus McCluskey, LLC; Jefferson Perkins

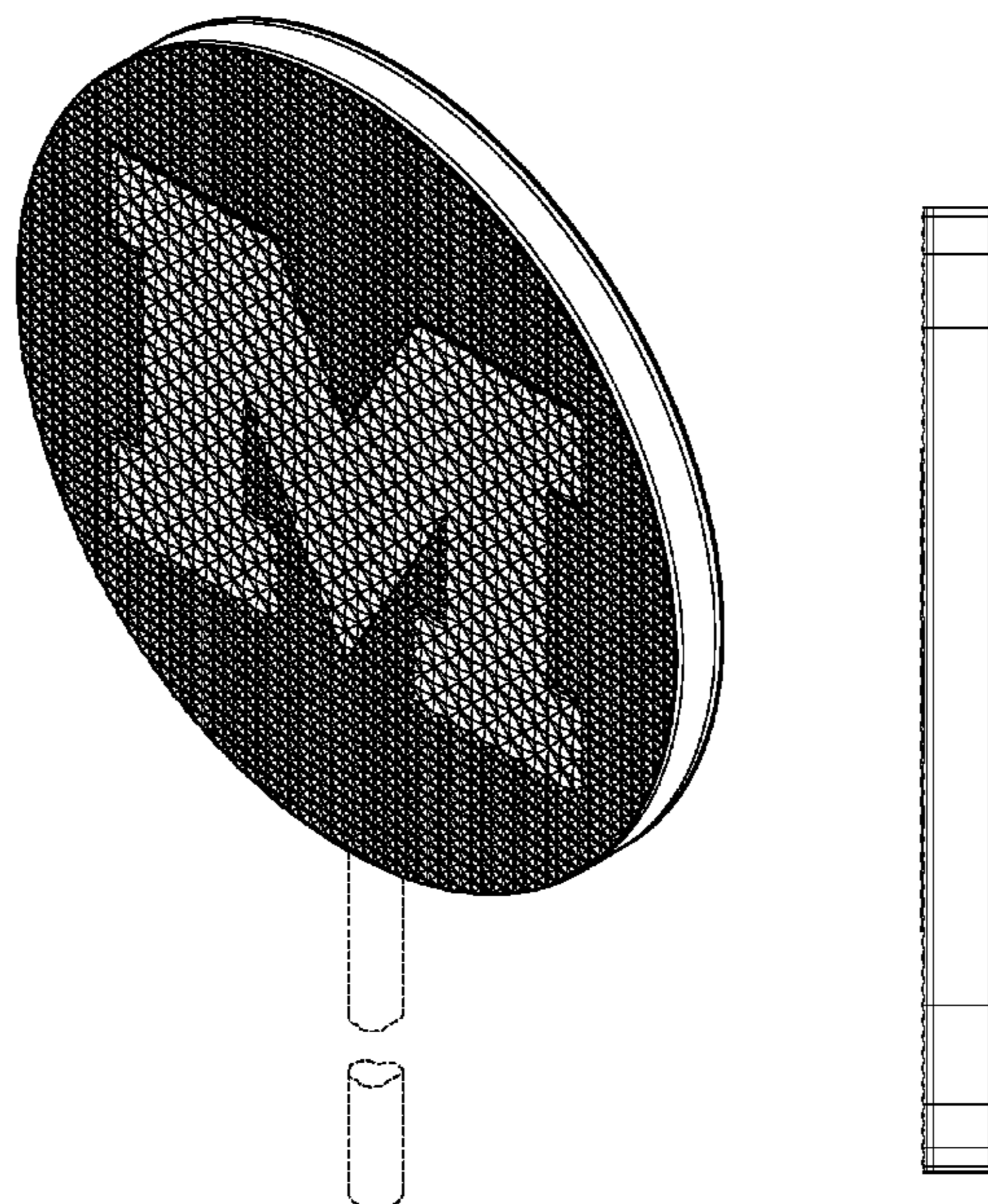
(57) **CLAIM**

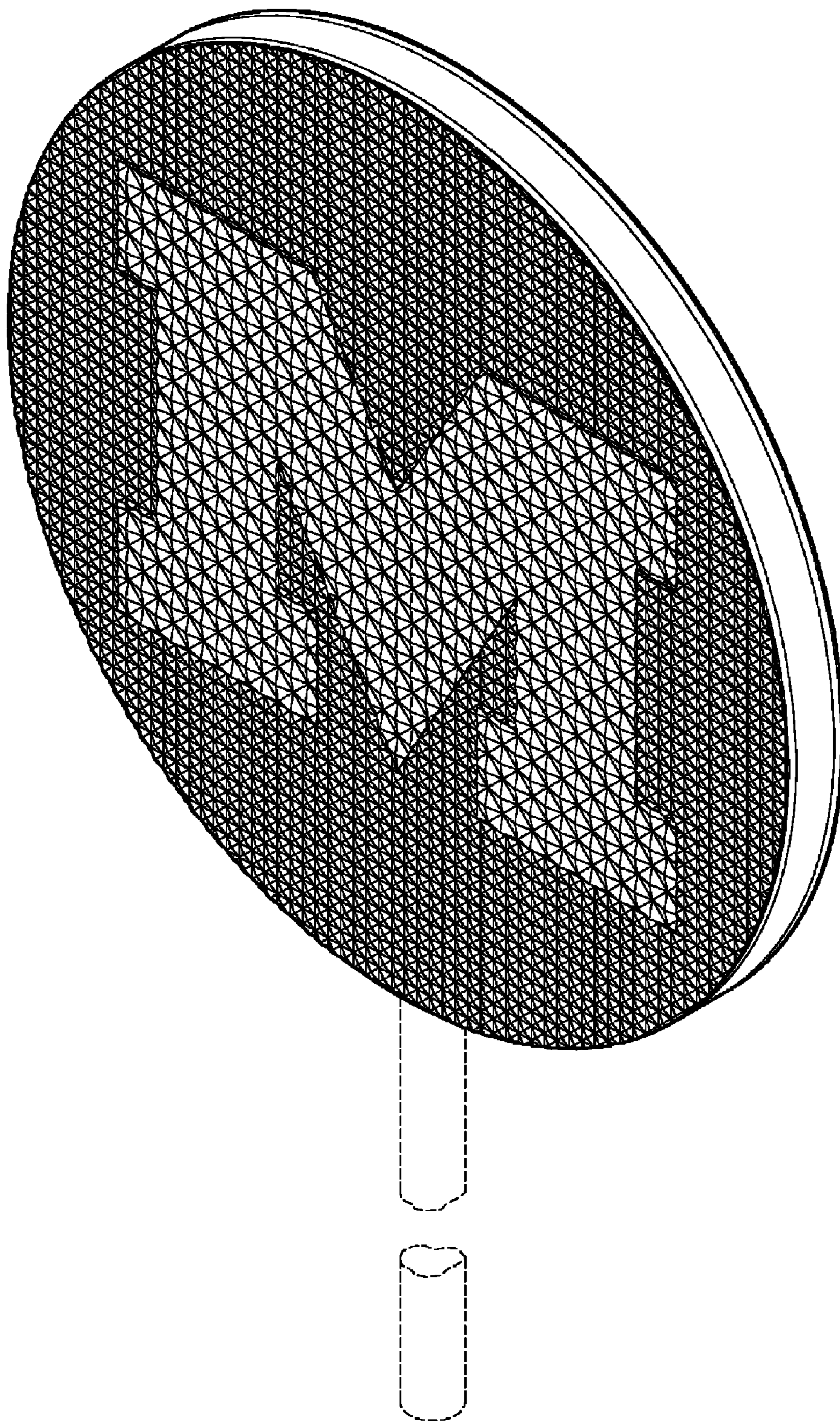
The ornamental design for a block M reflector, as shown and described.

**DESCRIPTION**

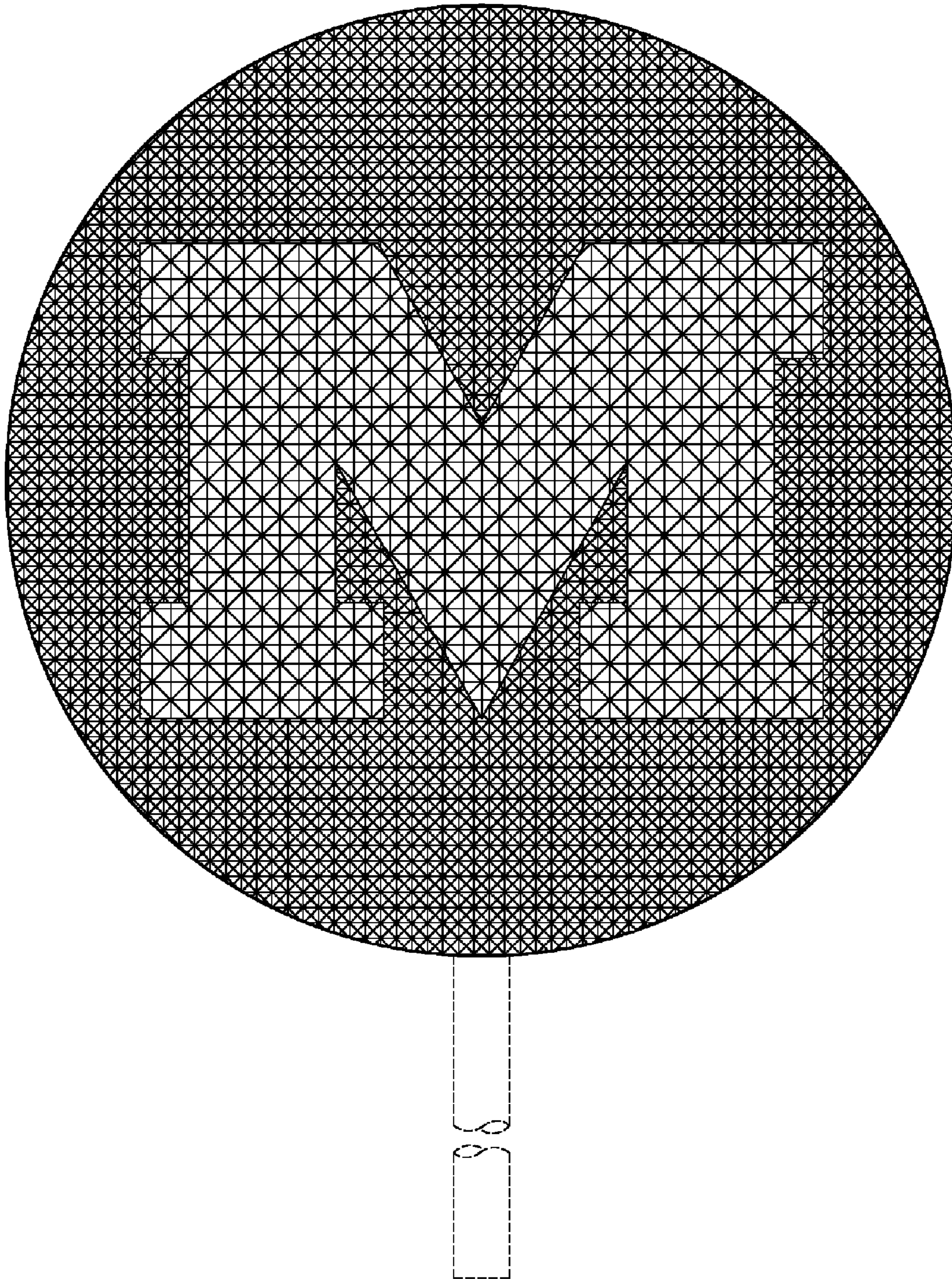
FIG. 1 is a perspective view of my design;  
FIG. 2 is a front view thereof, a rear view being identical to the front view shown in FIG. 2; and,  
FIG. 3 is a side view thereof, an opposite side view being identical to the side view shown in FIG. 3.  
The dotted lines indicate environmental structure and form no portion of the design.

**1 Claim, 3 Drawing Sheets**





*FIG. 1*



*FIG. 2*



*FIG. 3*