



US00D641638S

(12) **United States Design Patent**
Stengel

(10) **Patent No.:** **US D641,638 S**

(45) **Date of Patent:** **** Jul. 19, 2011**

(54) **CONTAINER**

(75) **Inventor:** **Claus-Jürgen Stengel**, Binsfeld (DE)

(73) **Assignee:** **Stelioplast Roland Stengel**, Binsfeld (DE)

(**) **Term:** **14 Years**

(21) **Appl. No.:** **29/333,662**

(22) **Filed:** **Mar. 12, 2009**

(30) **Foreign Application Priority Data**

Dec. 9, 2008 (EM) 001014831

(51) **LOC (9) Cl.** **09-01**

(52) **U.S. Cl.** **D9/560; D9/564; D9/569; D9/570; D9/574**

(58) **Field of Classification Search** D9/516, D9/530, 541-543, 546, 559-560, 569-570, D9/574-575; 215/381-385

See application file for complete search history.

(56) **References Cited**

U.S. PATENT DOCUMENTS

| | | | |
|---------------|---------|----------------------|-----------|
| D292,378 S * | 10/1987 | Brandt et al. | D9/557 |
| D294,120 S * | 2/1988 | Griesing et al. | D9/570 X |
| 4,818,575 A * | 4/1989 | Hirata et al. | 215/381 X |
| D331,881 S * | 12/1992 | Garver et al. | D9/557 X |
| 5,222,615 A * | 6/1993 | Ota et al. | 215/383 X |
| 5,238,129 A * | 8/1993 | Ota | 215/381 |
| D347,391 S * | 5/1994 | Guertin | D9/570 X |
| D400,794 S * | 11/1998 | Takeuchi et al. | D9/570 X |
| D403,243 S * | 12/1998 | Takeuchi et al. | D9/532 |
| D412,119 S * | 7/1999 | Guertin | D9/542 X |
| D421,721 S * | 3/2000 | Guertin | D9/542 X |
| D423,935 S * | 5/2000 | Frazer | D9/542 X |

| | | | |
|-------------------|---------|-----------------------|----------|
| D456,268 S * | 4/2002 | Hague et al. | D9/570 X |
| D478,817 S * | 8/2003 | Yourist | D9/530 |
| D526,199 S * | 8/2006 | Darr et al. | D9/574 X |
| D527,266 S * | 8/2006 | Yourist et al. | D9/516 |
| D536,258 S * | 2/2007 | Ogg et al. | D9/574 X |
| D542,669 S * | 5/2007 | Arthur et al. | D9/560 |
| D563,794 S * | 3/2008 | Zboch et al. | D9/551 |
| D589,803 S * | 4/2009 | Sasaki et al. | D9/516 |
| D598,782 S * | 8/2009 | Sasaki et al. | D9/564 |
| D605,952 S * | 12/2009 | Inoi et al. | D9/560 |
| D618,107 S * | 6/2010 | Zoppas | D9/574 X |
| D618,553 S * | 6/2010 | Zoppas | D9/570 X |
| D622,594 S * | 8/2010 | Kissinger et al. | D9/516 |
| D631,753 S * | 2/2011 | Russell et al. | D9/560 |
| D632,182 S * | 2/2011 | Russell et al. | D9/560 |
| 2007/0187354 A1 * | 8/2007 | Sasaki | 215/384 |

* cited by examiner

Primary Examiner — Carol Rademaker

(74) *Attorney, Agent, or Firm* — Bill C. Panagos; Rader, Fishman & Grauer PLLC

(57) **CLAIM**

The ornamental design for a container, as shown and described.

DESCRIPTION

FIG. 1 is a perspective view of the container;

FIG. 2 is a front elevational view;

FIG. 3 is a back elevational view;

FIG. 4 is a left side elevational view;


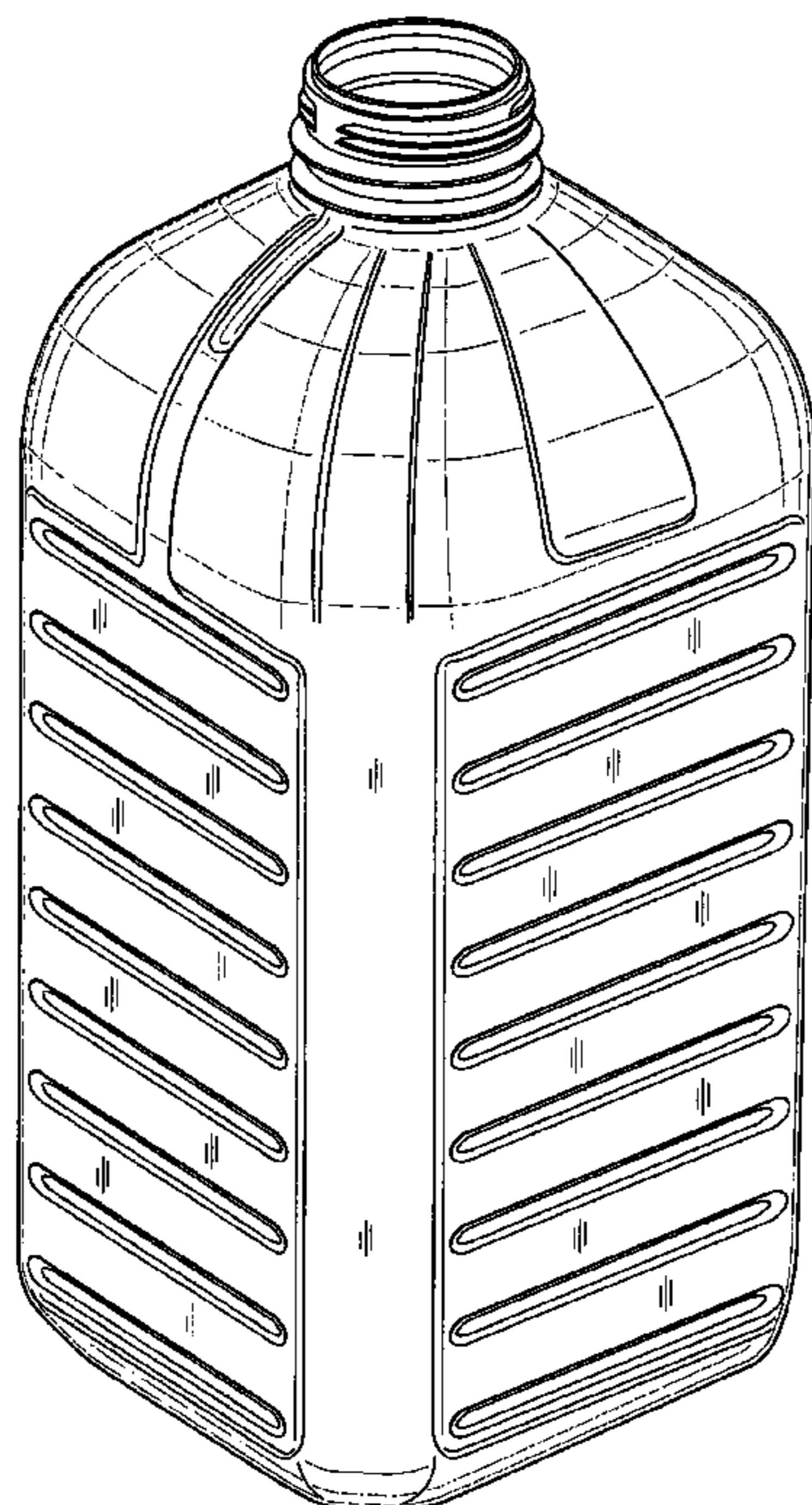
FIG. 5 is a right side elevational view;

FIG. 6 is a top plan view thereof; and,

FIG. 7 is a bottom plan view thereof.

The broken line showing of the central portion of the bottom surface is included for the purpose of illustrating environmental structure and forms no part of the claimed design.

1 Claim, 6 Drawing Sheets



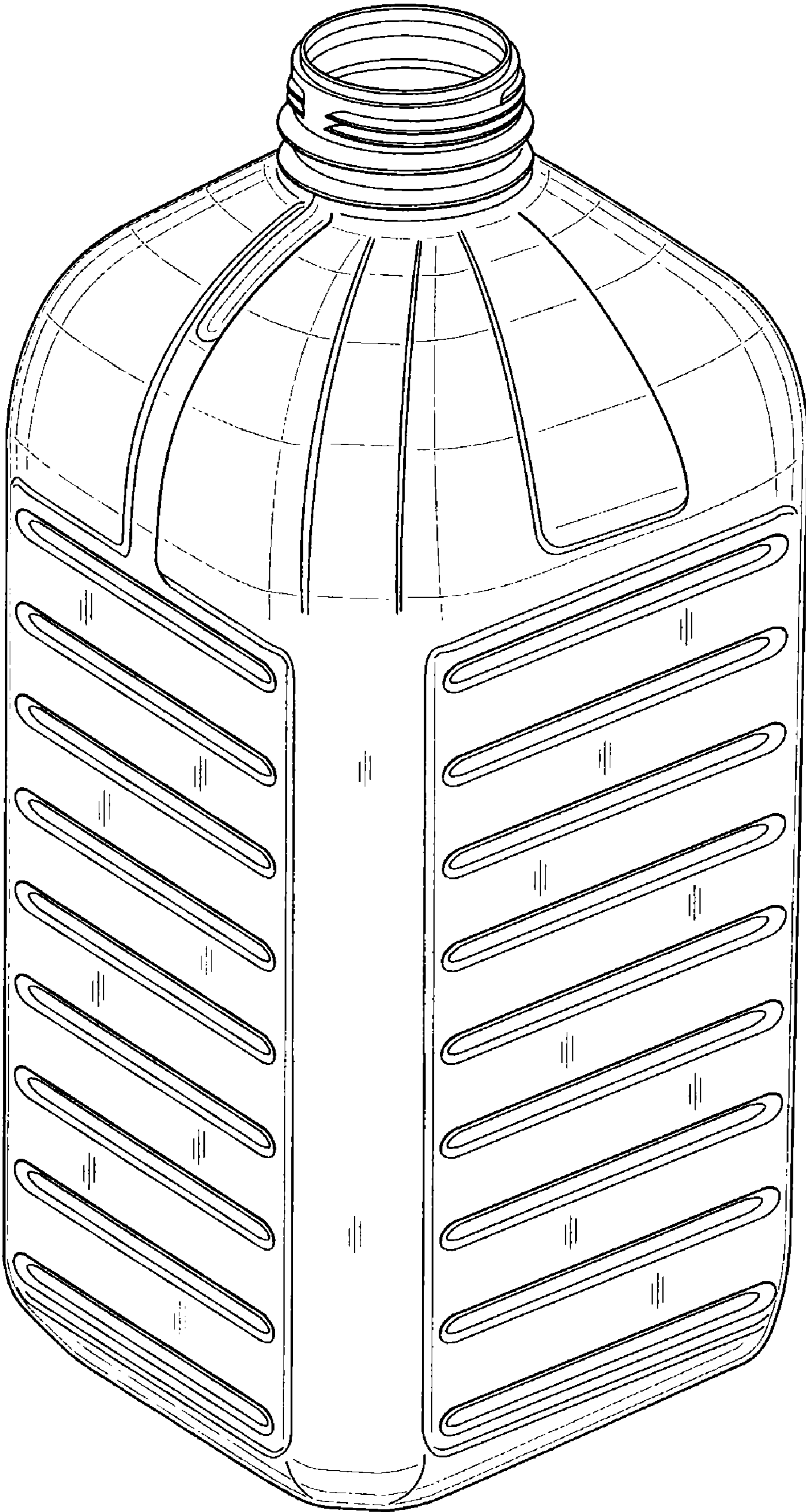


FIG. 1

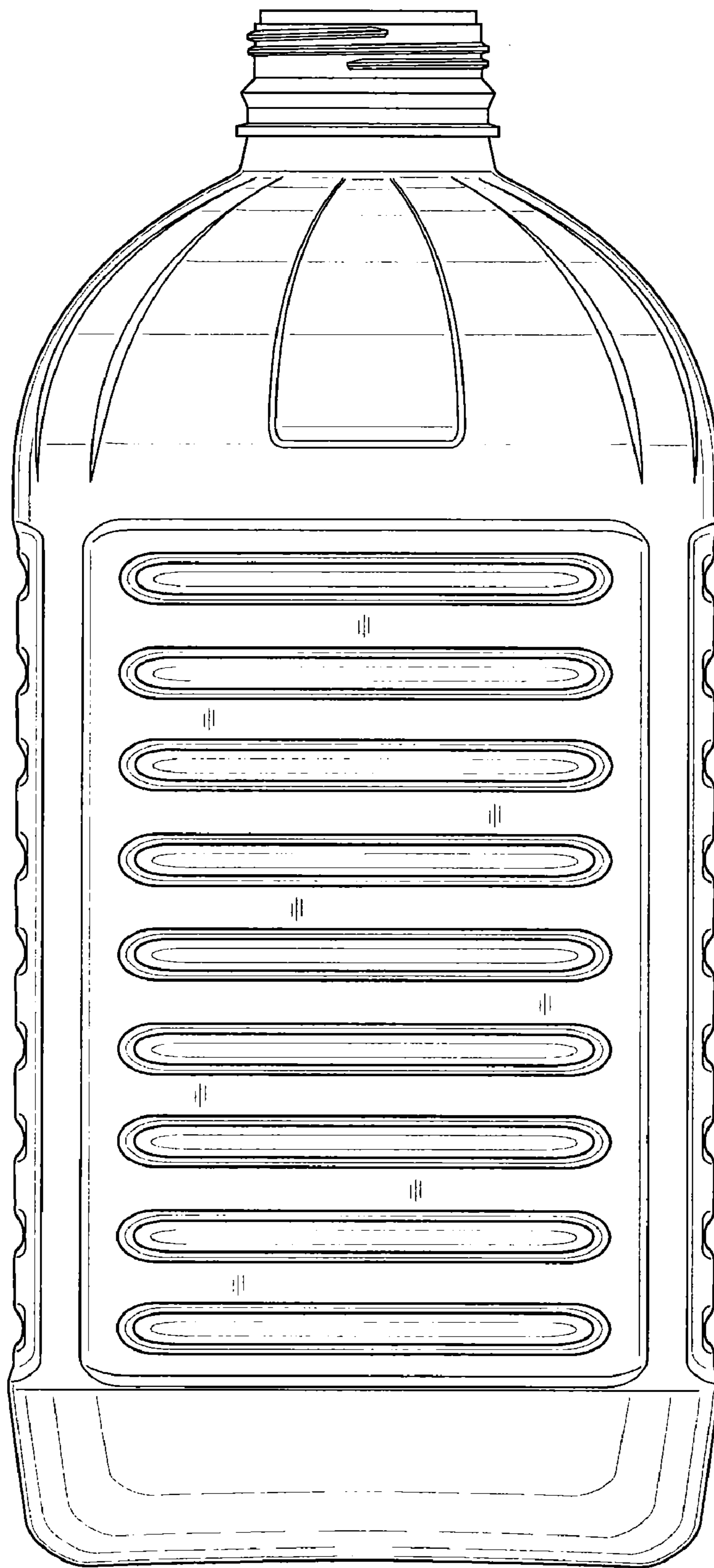


FIG. 2

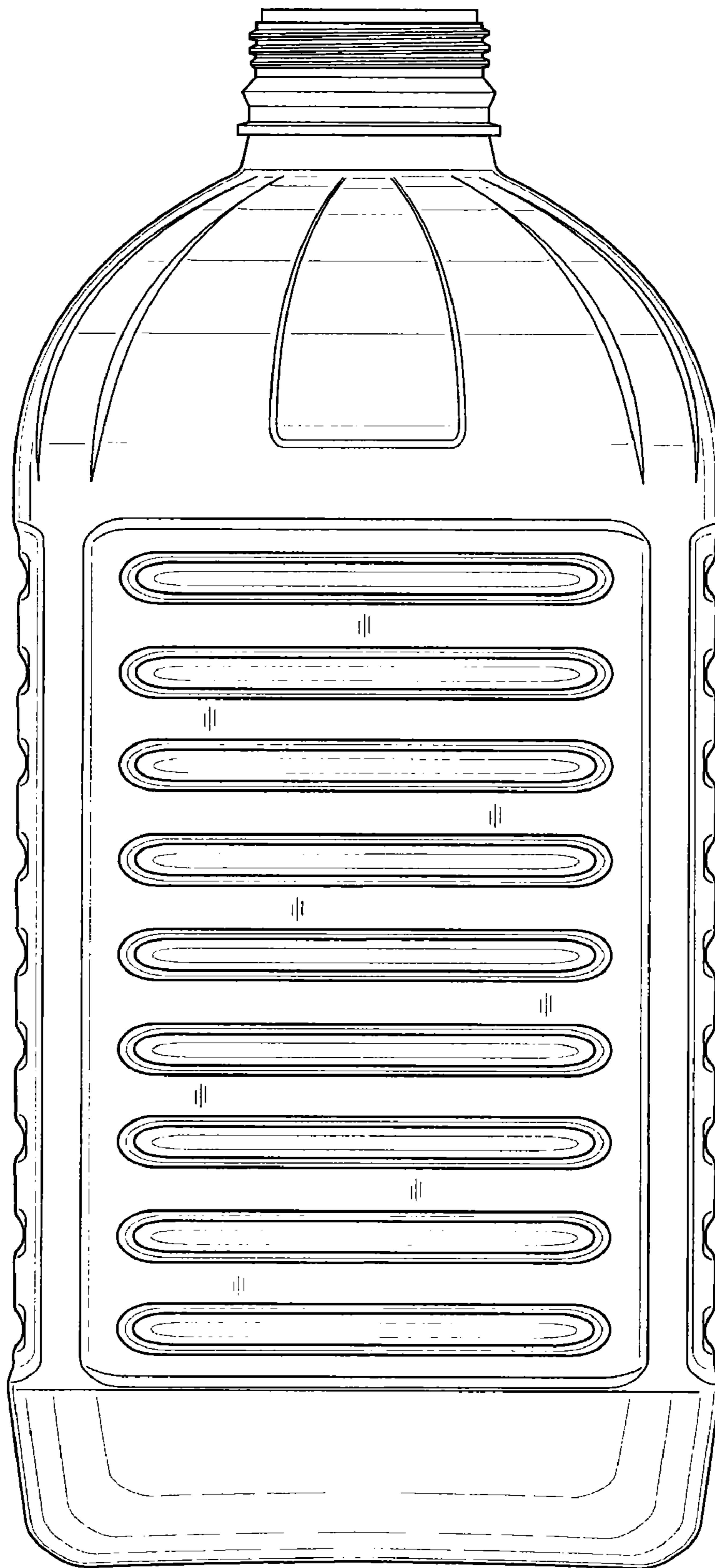


FIG. 3

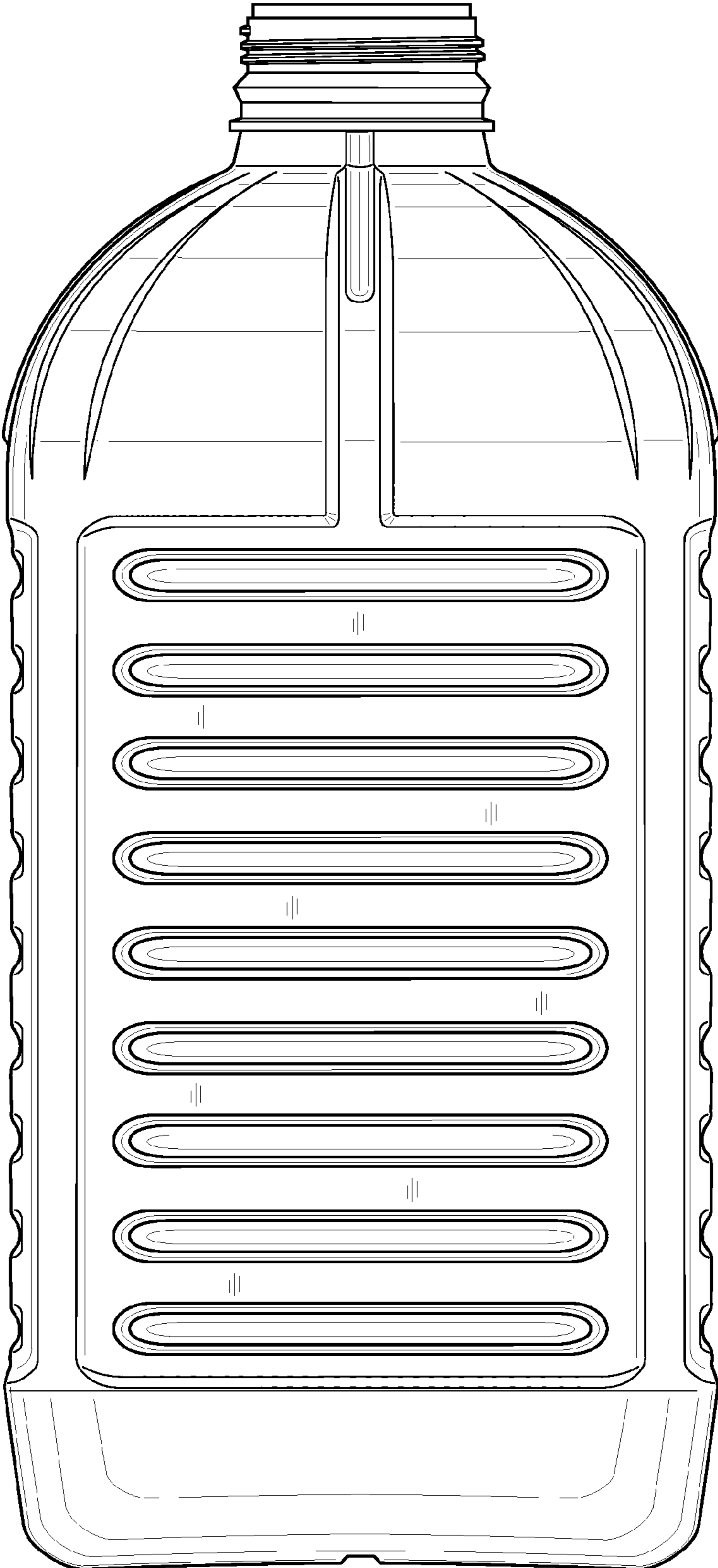


FIG. 4

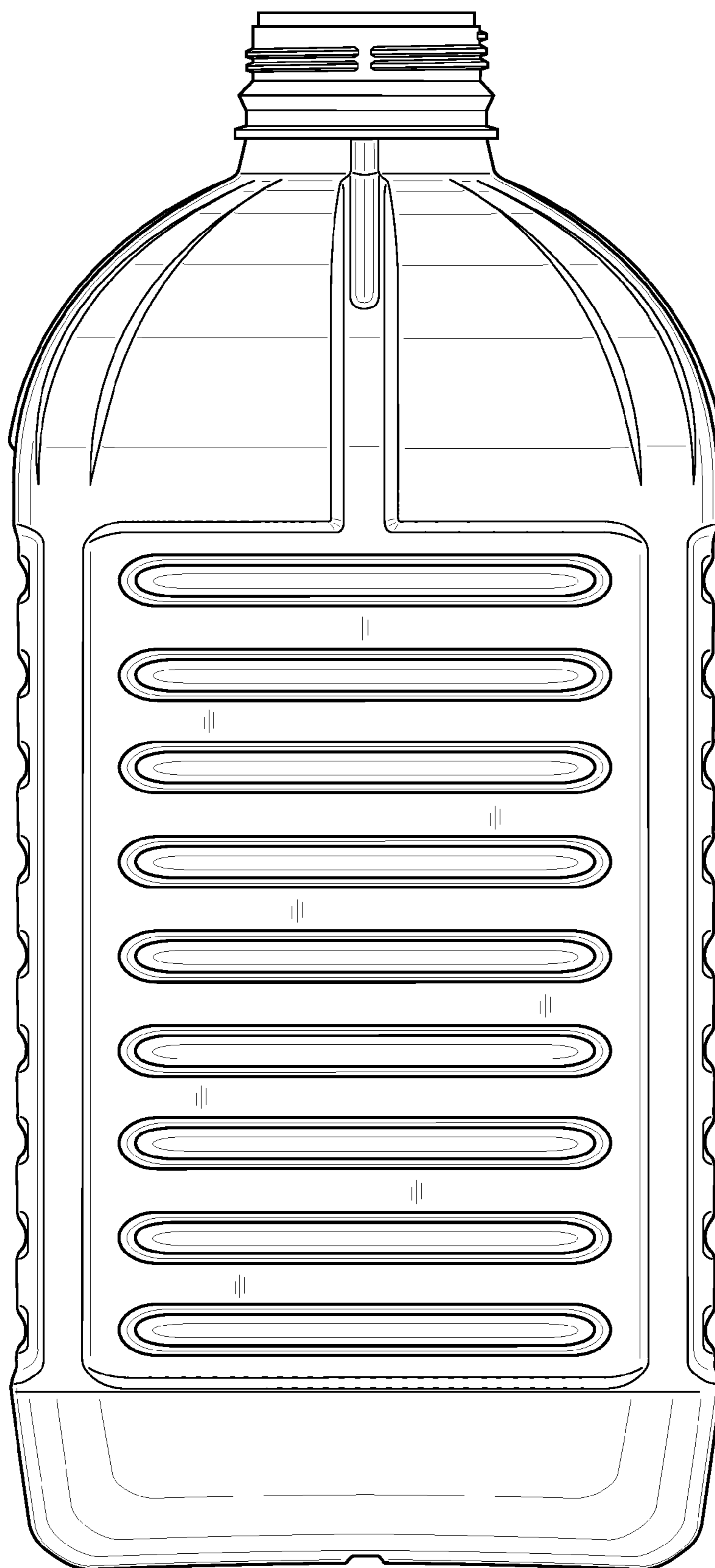


FIG. 5




FIG. 6

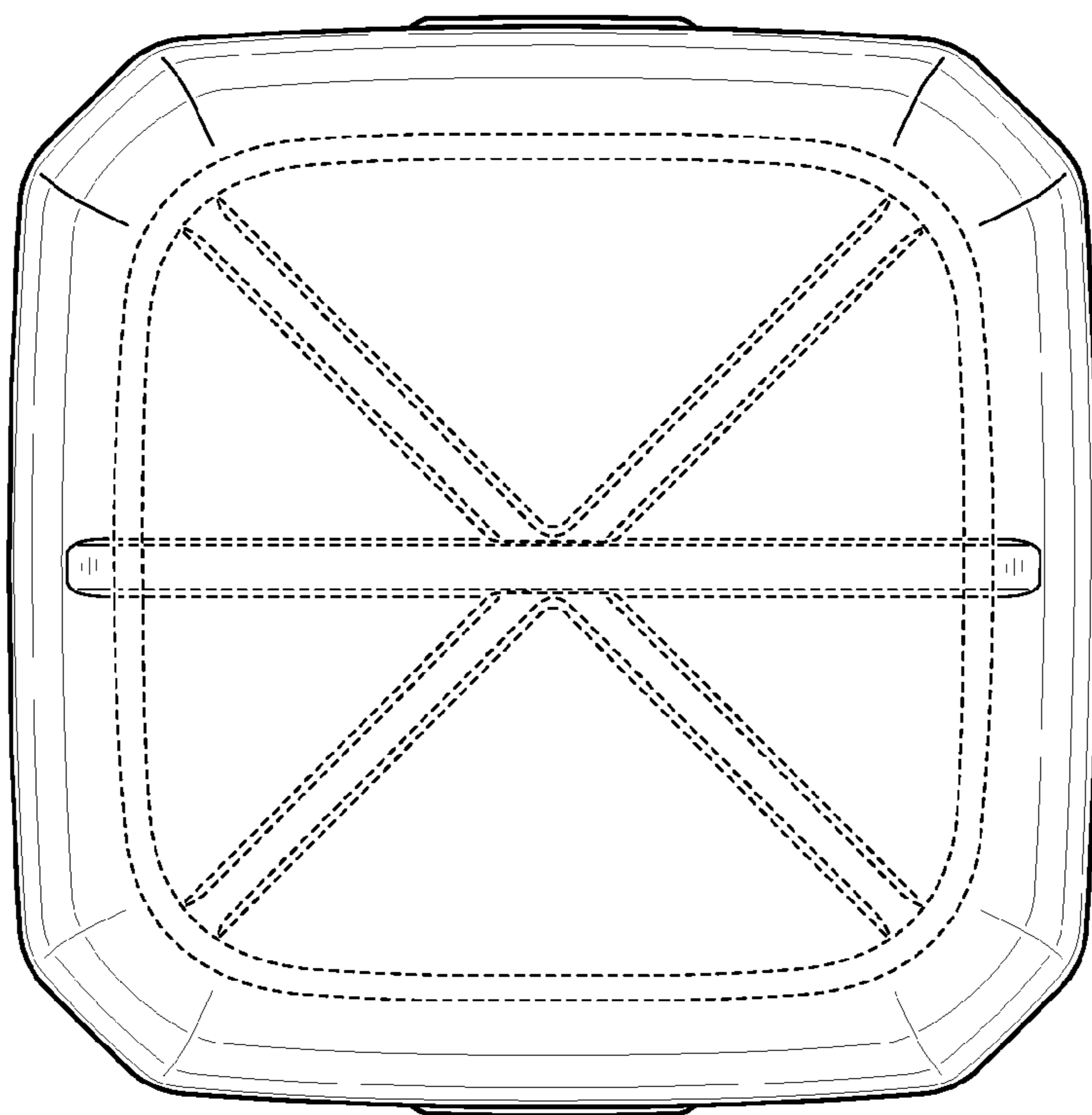


FIG. 7