



US00D641621S

(12) **United States Design Patent**
Kusumi et al.

(10) **Patent No.:** **US D641,621 S**
(45) **Date of Patent:** **** *Jul. 19, 2011**

(54) **PACKAGING BOX**

(75) Inventors: **Shigeo Kusumi**, Tokyo (JP); **Nobuo Tsutsumi**, Tokyo (JP); **Masakazu Shigiishi**, Tokyo (JP)

(73) Assignee: **Hisamitsu Pharmaceutical Co., Inc.** (JP)

(**) Term: **14 Years**

(21) Appl. No.: **29/368,049**

(22) Filed: **Aug. 17, 2010**

Related U.S. Application Data

(62) Division of application No. 29/308,050, filed on May 23, 2008.

(30) **Foreign Application Priority Data**

Mar. 4, 2008 (JP) 2008-005301
Mar. 4, 2008 (JP) 2008-005305

(51) **LOC (9) Cl.** **09-03**

(52) **U.S. Cl.** **D9/432**; D9/623; D9/624; D5/27

(58) **Field of Classification Search** D9/430-433,
D9/414, 418, 420-424, 623, 624, 628, 667;
D5/27, 65; 206/267, 269, 270, 273, 299,
206/737, 740, 822; 229/100, 101, 101.3,
229/106, 108-112, 114-117, 117.05-117.09,
229/117.24-117.26, 221, 222, 227, 902,
229/939, 941, 942

See application file for complete search history.

(56) **References Cited**

U.S. PATENT DOCUMENTS

D65,068 S * 7/1924 Kolb D5/27
D67,477 S * 6/1925 Scheffres D5/27
D167,208 S * 7/1952 Hall D9/550
D177,371 S * 4/1956 Finkelstein D5/27
D453,682 S * 2/2002 Kusumi et al. D9/632
D453,683 S * 2/2002 Kusumi et al. D9/432
D496,274 S * 9/2004 Egawa D9/432

D510,702 S * 10/2005 Kusumi et al. D9/432
D536,038 S * 1/2007 Freundberg et al. D20/27
D536,621 S * 2/2007 Tsutsumi et al. D9/624

(Continued)

FOREIGN PATENT DOCUMENTS

JP 1178756 S 7/2003

(Continued)

OTHER PUBLICATIONS

“Japanese Official Gazette for Registration of Trademark Registration No. 4759172” (Aug. 28, 2003).

(Continued)

Primary Examiner — Karen S Acker

(74) *Attorney, Agent, or Firm* — Holland & Hart LLP

(57) **CLAIM**

The ornamental design for a packaging box, as shown and described.

DESCRIPTION

FIG. 1 is a top perspective view of the packaging box, showing our new design,

FIG. 2 is a front elevation view of the design illustrated in FIG. 1;

FIG. 3 is a rear elevation view of the design illustrated in FIG. 1;

FIG. 4 is a top plan view of the design illustrated in FIG. 1;


FIG. 5 is a bottom plan view of the design illustrated in FIG. 1;

FIG. 6 is a right elevation view of the design illustrated in FIG. 1; and,

FIG. 7 is a left elevation view of the design illustrated in FIG. 1.

The broken lines adjacent to the solid lines represent the boundaries of the claim. All other broken lines in the drawing represent environmental structure and form no part of the claimed design.

1 Claim, 7 Drawing Sheets



US D641,621 S

Page 2

U.S. PATENT DOCUMENTS

D552,480 S * 10/2007 Kusumi et al. D9/614
D554,500 S * 11/2007 Bone et al. D9/432
D566,545 S * 4/2008 Bone et al. D9/432
D588,910 S * 3/2009 Kim D9/433
D592,053 S * 5/2009 Suzuki D9/434
D593,410 S * 6/2009 Schwartz D9/434
D597,412 S * 8/2009 Kusumi D9/624
D601,888 S * 10/2009 Arnell D9/434
D603,701 S * 11/2009 Seol et al. D9/432
D619,812 S * 7/2010 Bischoff et al. D5/27
D631,341 S * 1/2011 Harvey et al. D9/432

FOREIGN PATENT DOCUMENTS

JP 1179133-S S 7/2003
JP 1179134-5 S 7/2003
JP 1277130 S 7/2006

JP 1277438 S 7/2006
VN 3-2002-00812 4/2003
VN 3-2006-00949 10/2006
VN 3-2007-00653 8/2007

OTHER PUBLICATIONS

“Japanese Official Gazette for Registration of Trademark Registration No. 4759173” (Aug. 28, 2003).

“Japanese Official Gazette for Registration of Trademark Registration No. 1450071” (Dec. 24, 1975).

* cited by examiner

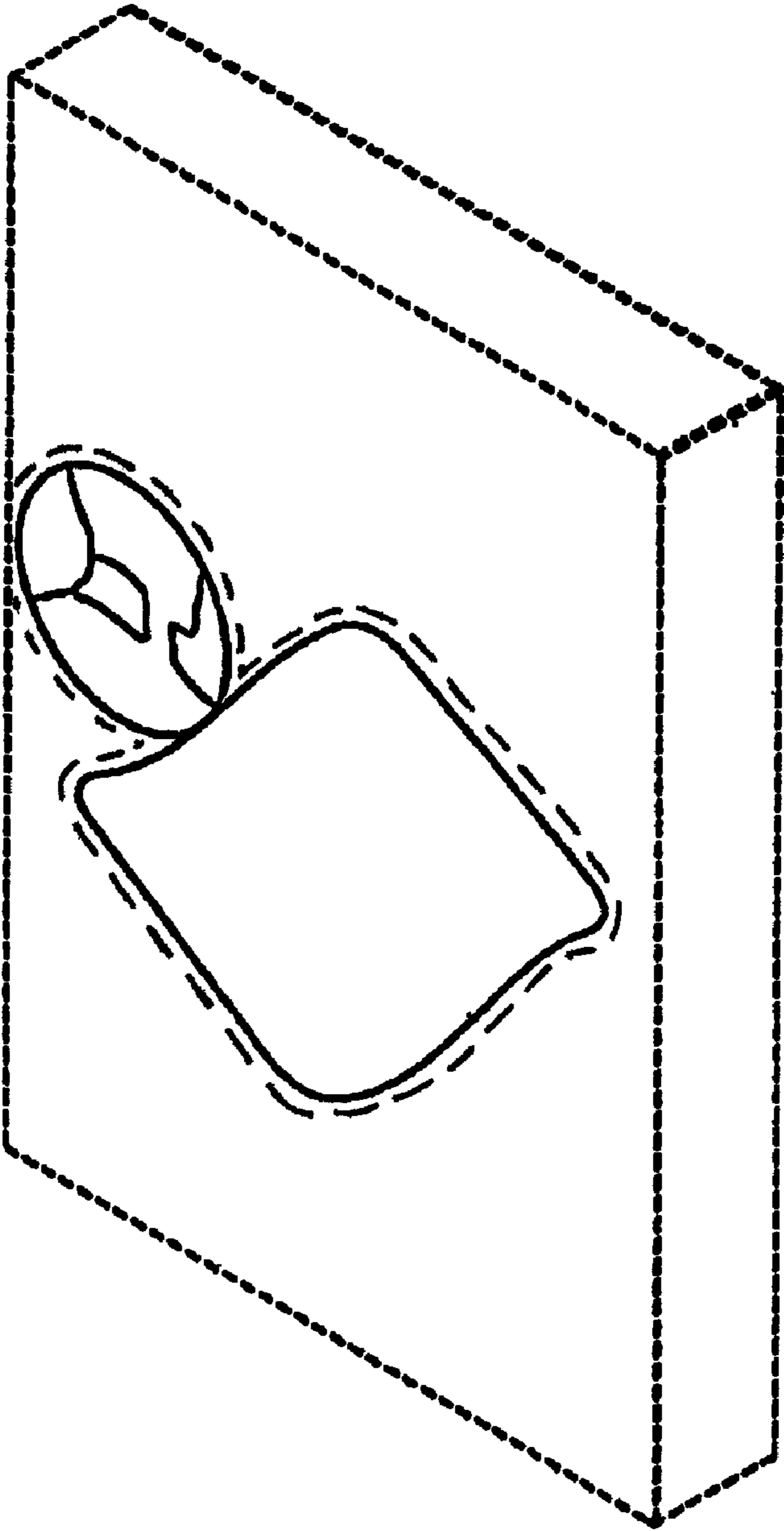


FIG. 1




FIG. 2




FIG. 3



FIG. 4



FIG. 5




FIG. 6




FIG. 7