



US00D641608S

(12) **United States Design Patent**
Good

(10) **Patent No.:** **US D641,608 S**

(45) **Date of Patent:** **** Jul. 19, 2011**

(54) **TOOL GRIP**

(75) Inventor: **Mark Good**, Cary, IL (US)

(73) Assignee: **Sears Brands, L.L.C.**, Hoffman Estates, IL (US)

(**) Term: **14 Years**

(21) Appl. No.: **29/366,589**

(22) Filed: **Jul. 27, 2010**

(51) **LOC (9) Cl.** **08-05**

(52) **U.S. Cl.** **D8/107**

(58) **Field of Classification Search** D8/107,
D8/14, 47, 80-87, 102; D7/393, 395, 649,
D7/664; 30/321, 322, 443; 81/177.1, 177.2,
81/177.4, 436-440, 451-458, 487, 489, 900,
81/902; 16/110.1, 436

See application file for complete search history.

(56) **References Cited**

U.S. PATENT DOCUMENTS

190,459 A * 5/1877 Wilkinson 81/489
D258,486 S * 3/1981 Wallace et al. D7/395
D261,981 S * 11/1981 Fee et al. D8/82
D338,385 S * 8/1993 Shu D8/83

5,259,277 A * 11/1993 Zurbuchen 81/177.1
D351,549 S * 10/1994 Lee D8/107
5,722,116 A * 3/1998 Lin 16/436
D432,354 S * 10/2000 Wagner D7/395
D436,822 S * 1/2001 Douglas D8/83
D483,638 S * 12/2003 Jimenez D8/83

* cited by examiner

Primary Examiner — Stella Reid

Assistant Examiner — Derrick Holland

(74) *Attorney, Agent, or Firm* — Greenberg Traurig, LLP

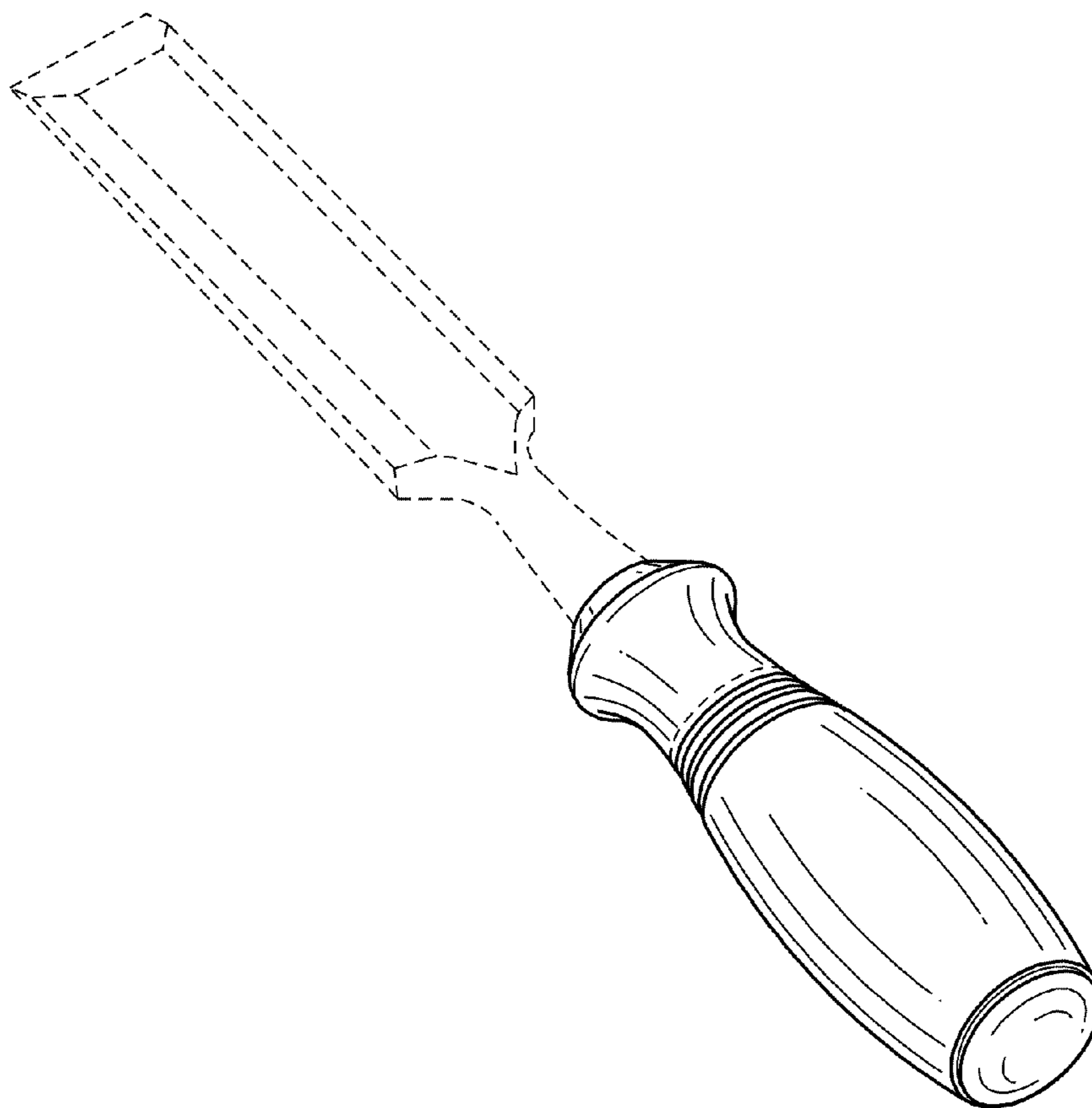
(57) **CLAIM**

What is claimed is the ornamental design for a tool grip, as shown and described.

DESCRIPTION

FIG. 1 is a perspective view of a tool grip;
FIG. 2 is a side view of the tool grip;
FIG. 3 is a top view of the tool grip;
FIG. 4 is a bottom view of the tool grip;
FIG. 5 is a first end-view of the tool grip; and,
FIG. 6 is a second end-view of the tool grip.
The broken lines shown represent unclaimed subject matter and form no part of the claimed design.

1 Claim, 3 Drawing Sheets



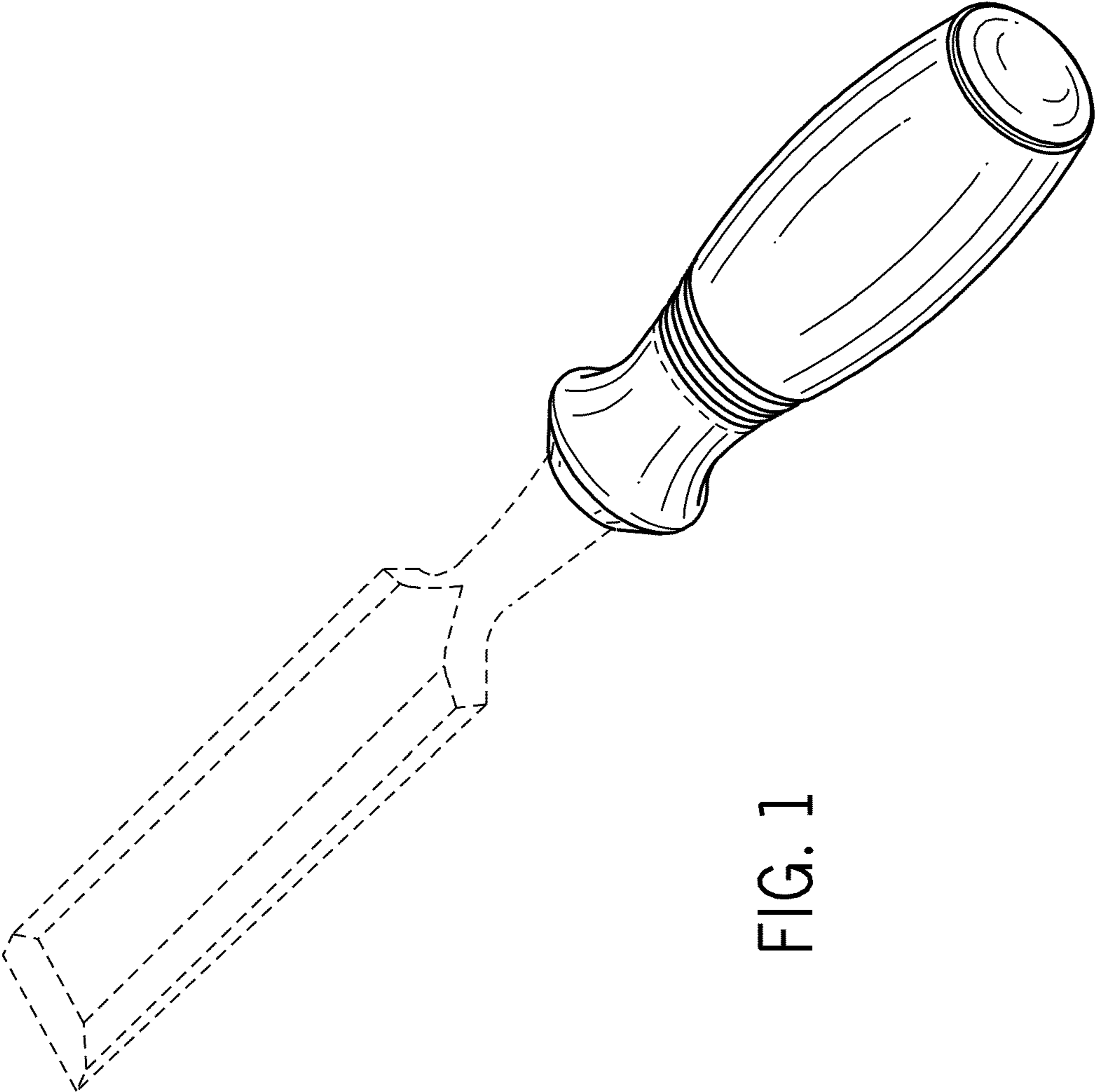


FIG. 1

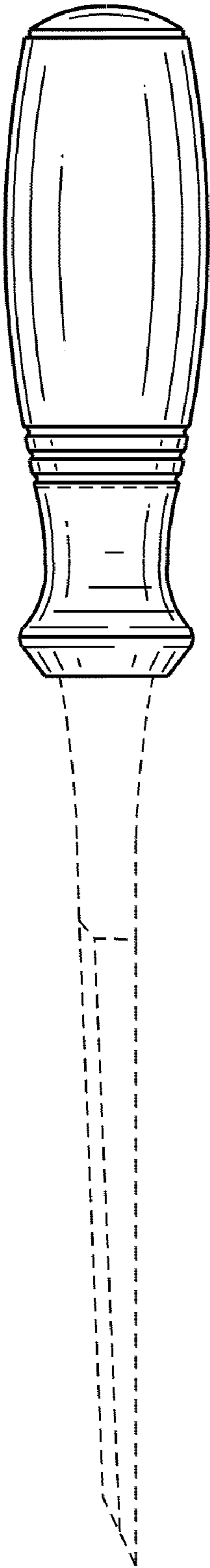


FIG. 2

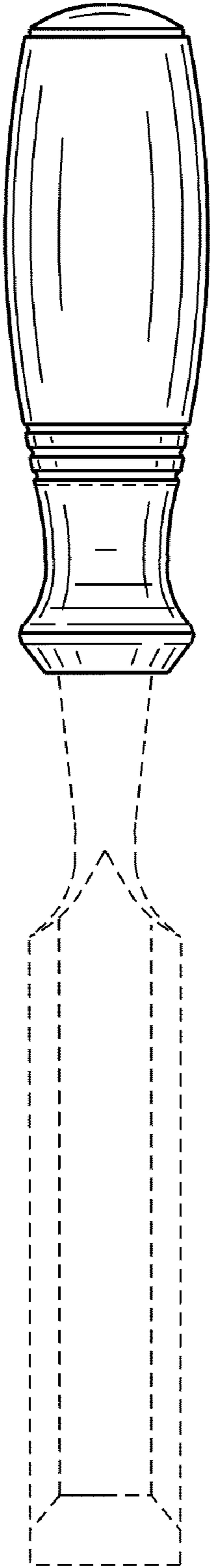


FIG. 3

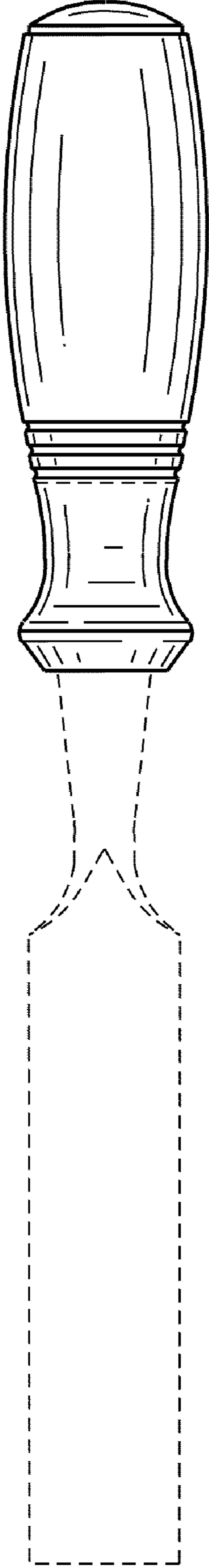


FIG. 4

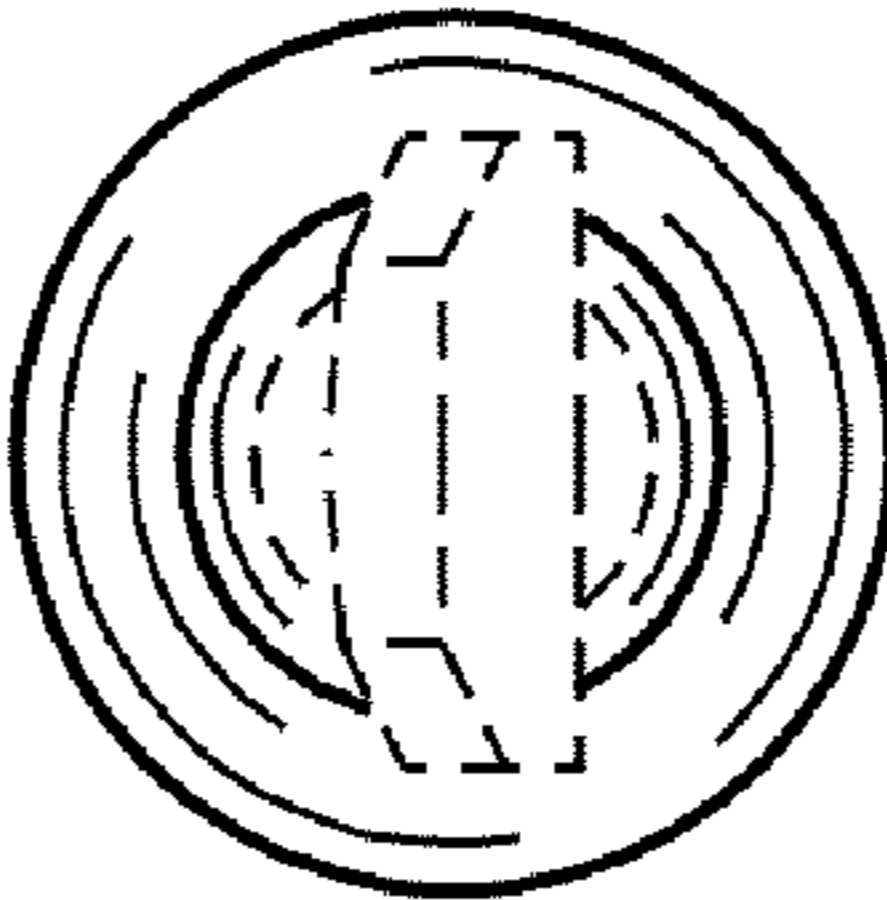


FIG. 6

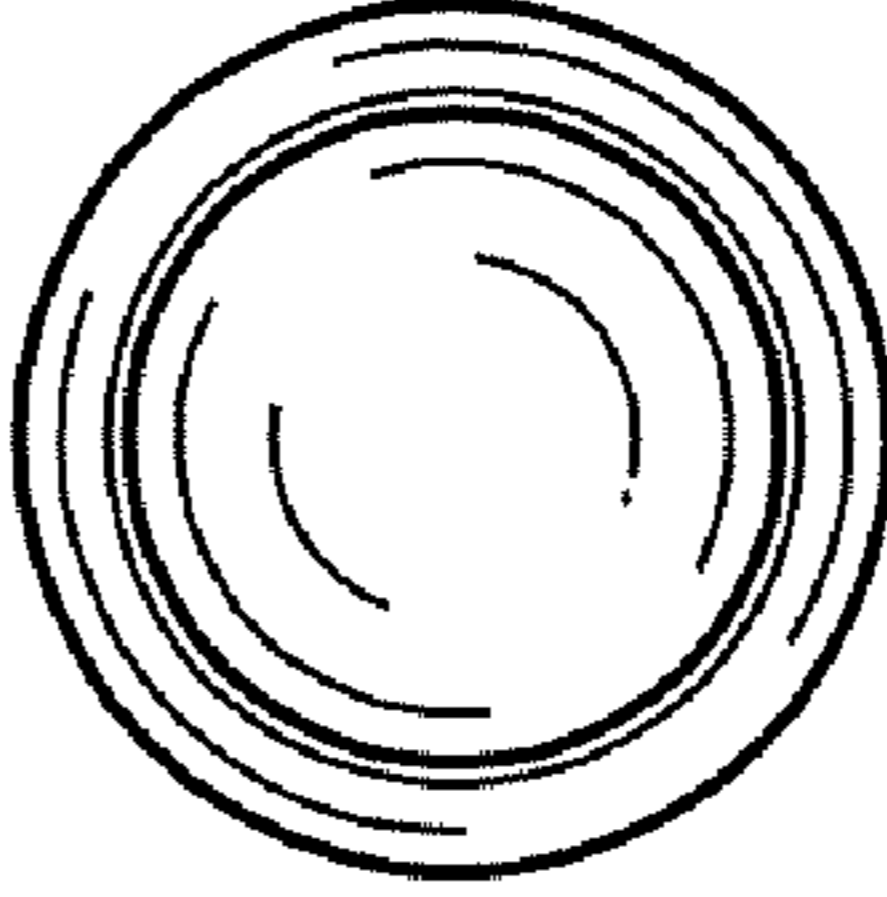


FIG. 5