



US00D641601S

(12) **United States Design Patent**
Bock

(10) **Patent No.:** **US D641,601 S**
(45) **Date of Patent:** **** Jul. 19, 2011**

(54) **CAN OPENER**
(75) Inventor: **Brian C. Bock**, Midlothian, VA (US)
(73) Assignee: **Hamilton Beach Brands, Inc.**, Glen Allen, VA (US)
(**) Term: **14 Years**
(21) Appl. No.: **29/380,676**
(22) Filed: **Dec. 9, 2010**
(51) **LOC (9) Cl.** **07-99**
(52) **U.S. Cl.** **D8/36**
(58) **Field of Classification Search** D8/14,
D8/16-19, 33-43, 88, 89, 107; 7/113, 151-156;
30/400-410, 416-430, 433, 434, 443, 450;
81/3.07, 3.09, 3.2, 3.27, 3.29, 3.31, 3.35,
81/3.37, 3.4, 3.45, 3.48, 3.49, 3.55
See application file for complete search history.

4,463,631 A 8/1984 Barnes
4,530,154 A 7/1985 DiCarlo
4,723,465 A 2/1988 Hughes
D296,753 S 7/1988 Tsuji
4,846,024 A 7/1989 Bryant
4,949,600 A 8/1990 Tricinella
D311,667 S 10/1990 Cholagh
D324,157 S 2/1992 Gildersleve
5,127,161 A 7/1992 Ikeda
5,313,708 A * 5/1994 Edwards et al. 30/417
D356,237 S 3/1995 White
D362,377 S 9/1995 Schweizer
D384,561 S * 10/1997 Carbone D8/36
D387,643 S 12/1997 Laude et al.
D388,674 S 1/1998 McCloskey
D409,063 S 5/1999 Chan
D410,827 S 6/1999 Conrado
D411,789 S 7/1999 Conrado
D428,564 S * 7/2000 Kao D7/374
6,105,468 A 8/2000 Fohrman
D432,374 S * 10/2000 Cruz et al. D8/35

(Continued)

Primary Examiner — Garth Rademaker
(74) *Attorney, Agent, or Firm* — Alexander D. Raring

(56) **References Cited**

U.S. PATENT DOCUMENTS

1,581,958 A 4/1926 Killman
2,246,649 A 6/1941 West
2,291,294 A 7/1942 Holste
2,508,921 A 5/1950 Leitch
2,718,055 A 9/1955 Frins
2,924,878 A 2/1960 Brown
3,153,853 A 10/1964 Lipton
D201,754 S 7/1965 Reed
D202,268 S 9/1965 Reed
D211,260 S 6/1968 Reed
3,589,216 A 6/1971 Wise
3,639,983 A 2/1972 Knipfing
3,942,247 A 3/1976 Ponczek
3,950,801 A 4/1976 Morrison
D243,819 S * 3/1977 Avise et al. D8/36
4,327,490 A 5/1982 Hoskins
4,334,332 A 6/1982 Downs
4,389,780 A 6/1983 Ostroski
4,455,894 A 6/1984 Roberts

(57) **CLAIM**

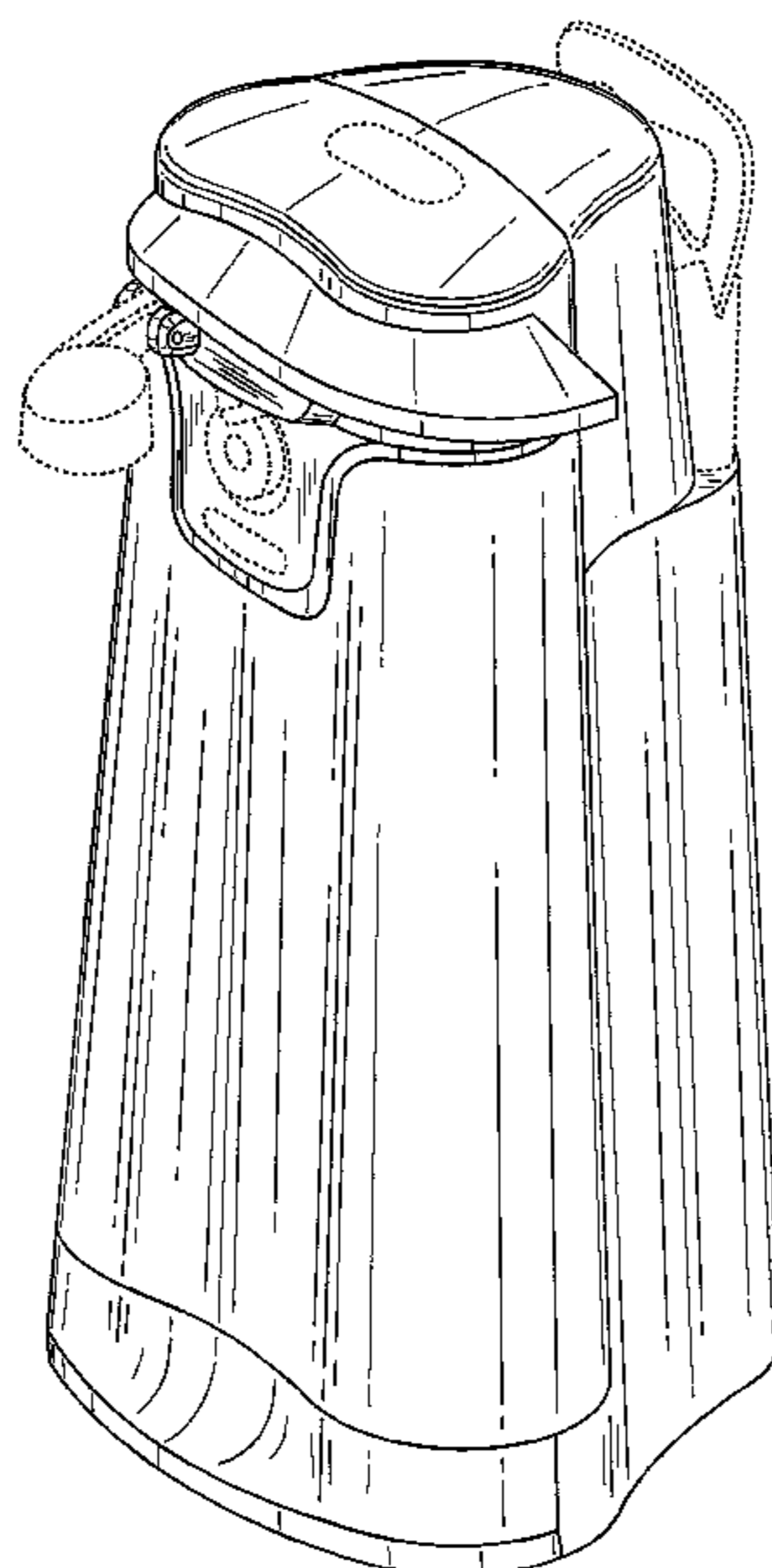
The ornamental design for a can opener, as shown and described.

DESCRIPTION

FIG. 1 is a perspective view as seen from the top, front and right side of a can opener showing the new design;
FIG. 2 is a front view thereof;
FIG. 3 is a rear view thereof;
FIG. 4 is a right side view thereof;
FIG. 5 is a left side view thereof;
FIG. 6 is a top view thereof; and,
FIG. 7 is a bottom view thereof.

The broken lines in the drawings are included for illustrative purposes only and form no part of the claimed design.

1 Claim, 7 Drawing Sheets



US D641,601 S

Page 2

U.S. PATENT DOCUMENTS

D435,767 S	1/2001	Hotaling	7,373,858 B1	5/2008	Hawkins	
6,470,521 B1	10/2002	Ancona	D587,078 S *	2/2009	Garman	D8/36
D468,979 S	1/2003	Picozza	7,614,321 B2	11/2009	Cohen	
6,505,405 B2	1/2003	Hui	D605,915 S *	12/2009	Garman	D8/36
6,618,886 B2	9/2003	Herren	7,644,644 B2	1/2010	Shikanai	
D515,390 S	2/2006	Scimone	2008/0078270 A1	4/2008	Shikanai	
D517,519 S	3/2006	Skulley	2008/0098854 A1	5/2008	Goldstein	
D520,313 S	5/2006	Miller	2009/0172888 A1 *	7/2009	Garman et al.	7/152
7,168,337 B2	1/2007	Carmo	2009/0276963 A1	11/2009	Walters-Olam	

* cited by examiner




FIG. 1

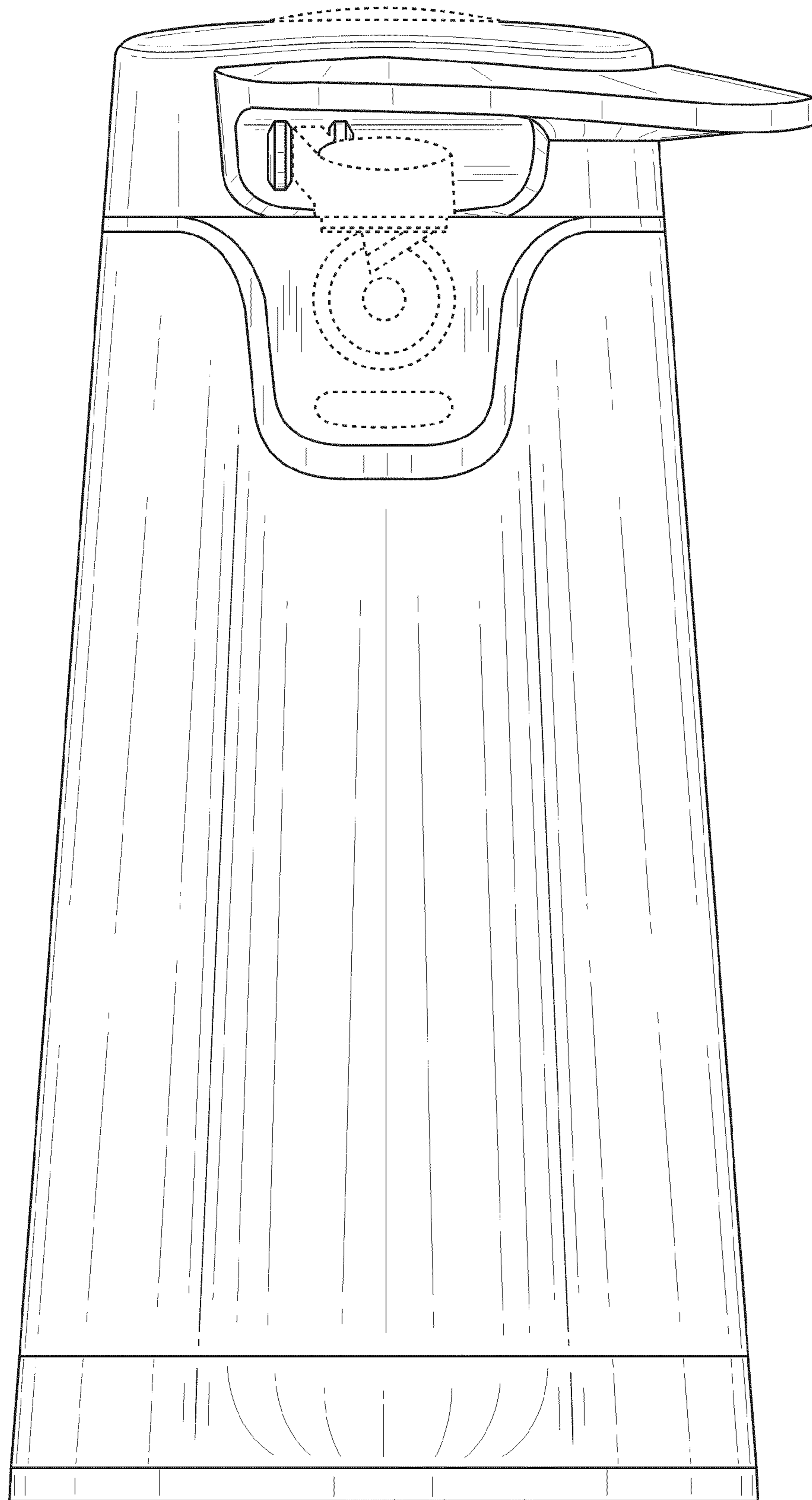


FIG. 2

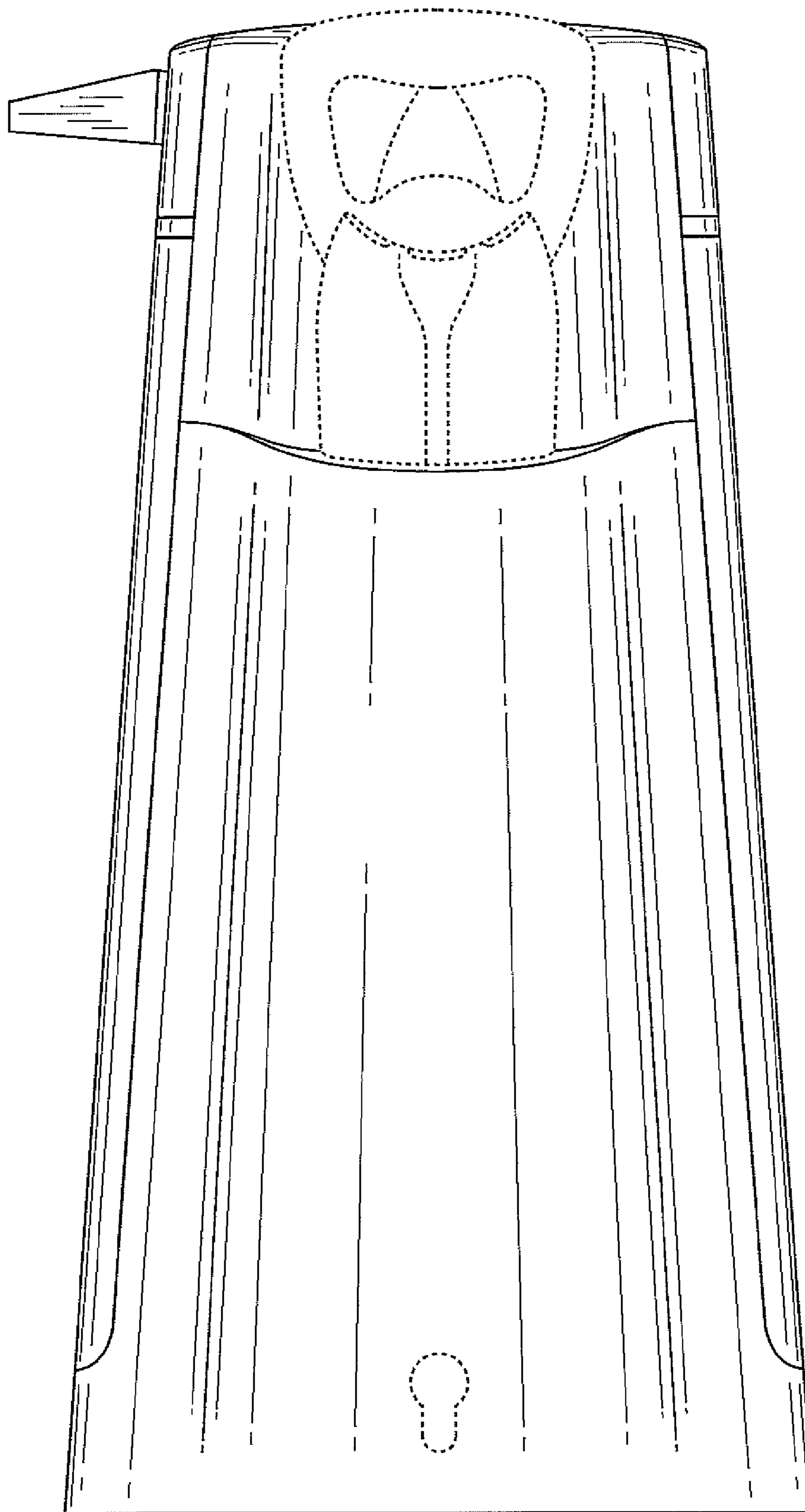


FIG. 3



FIG. 4




FIG. 5

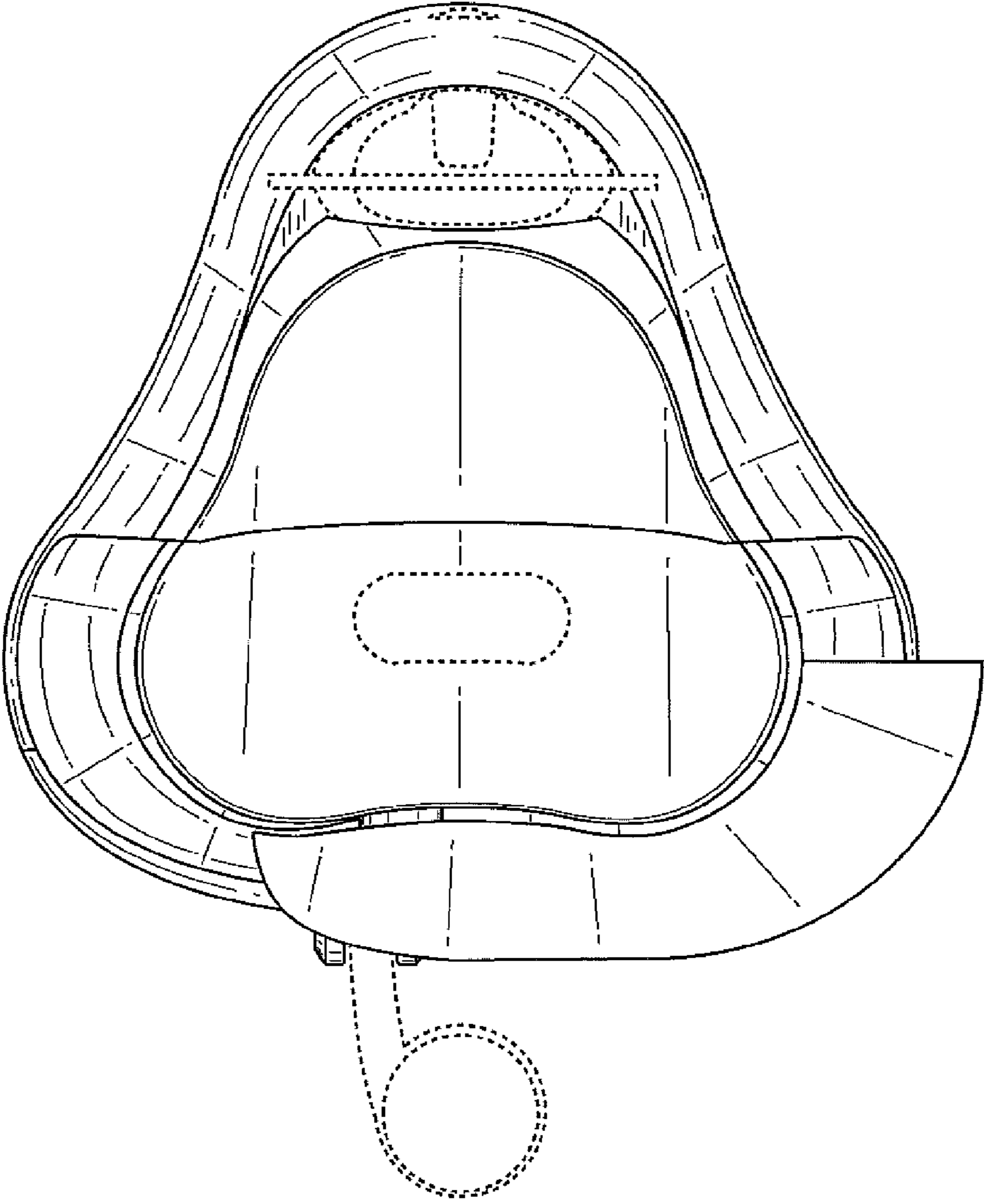


FIG. 6

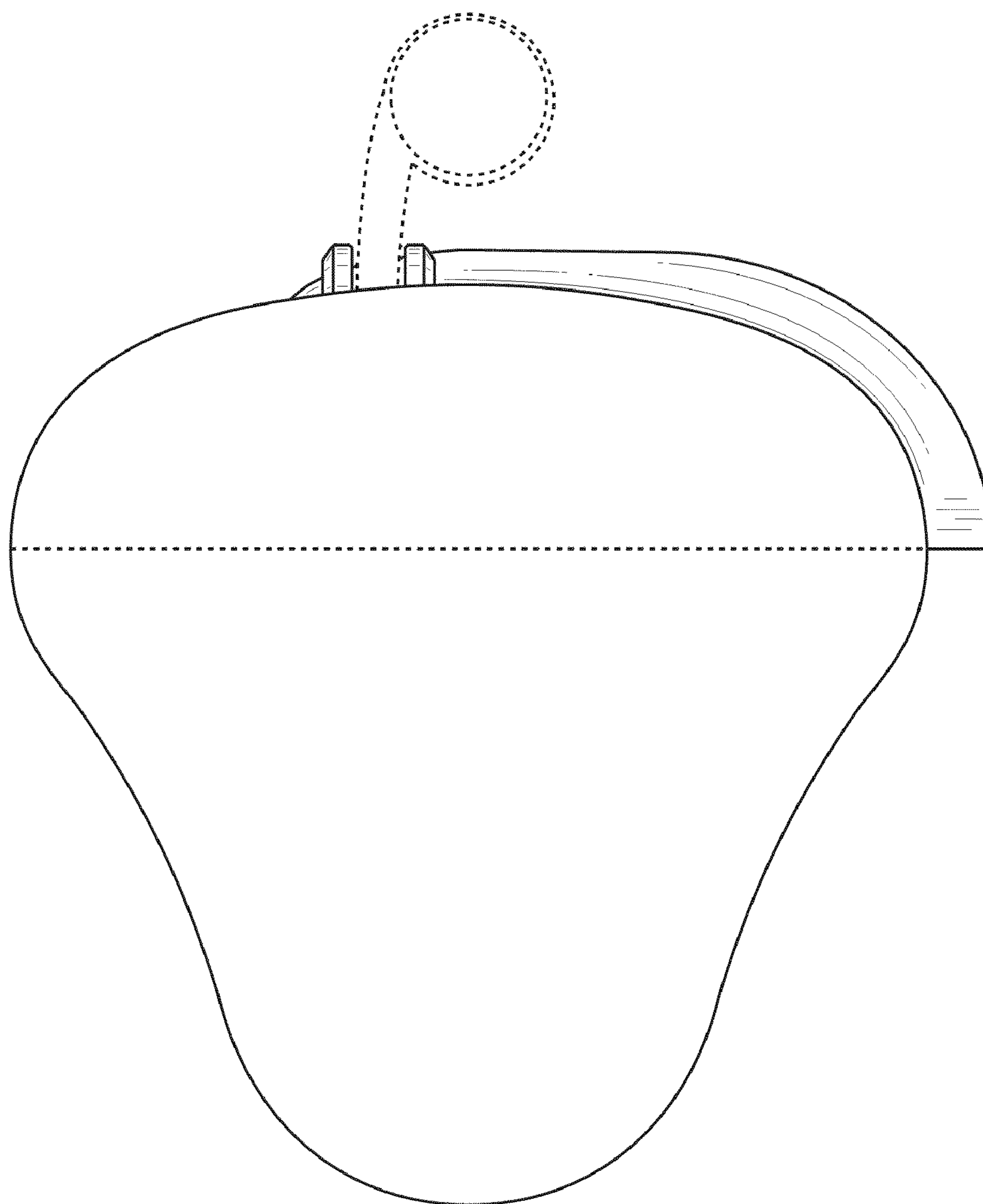


FIG. 7