



US00D641577S

(12) **United States Design Patent**  
**Wahl et al.**

(10) **Patent No.:** **US D641,577 S**  
(45) **Date of Patent:** **\*\* Jul. 19, 2011**

(54) **BED HEADBOARD**

(75) Inventors: **Paul J. Wahl**, Ferdinand, IN (US);  
**Sherry A. Foster**, Jasper, IN (US);  
**Cynthia A. Wehr**, Jasper, IN (US);  
**Deaderia W. Morris**, Frederick, MD  
(US)

(73) Assignee: **Kimball International, Inc.**, Jasper, IN  
(US)

(\*\*) Term: **14 Years**

(21) Appl. No.: **29/356,337**

(22) Filed: **Feb. 24, 2010**

(51) **LOC (9) Cl.** ..... **06-06**

(52) **U.S. Cl.** ..... **D6/505**

(58) **Field of Classification Search** ..... D6/383,  
D6/388, 392-395, 505-508, 492, 494; 5/53.1,  
5/907, 279.1, 280, 281, 2.1, 600, 612, 620;  
D25/138, 157

See application file for complete search history.

(56) **References Cited**

U.S. PATENT DOCUMENTS

D96,148 S	7/1935	Walker	
D106,301 S	* 10/1937	Krick	D6/505
D144,872 S	5/1946	Rhodes	
D146,379 S	* 2/1947	Obrig	D6/505
D175,195 S	7/1955	Streng	
D214,741 S	7/1969	Dean	
D233,873 S	12/1974	Mills	
D241,395 S	9/1976	Perl et al.	
D285,505 S	9/1986	Billiet	
D318,768 S	8/1991	Westland et al.	
D334,478 S	4/1993	Rogers	
D341,732 S	11/1993	Ferguson	
D343,073 S	1/1994	Black	
D371,017 S	6/1996	Walters, III et al.	
D407,245 S	3/1999	Lewis	
D440,071 S	4/2001	Hutton	

D451,700 S	12/2001	Vaaler	
D485,451 S	1/2004	De Blois	
D488,640 S	4/2004	Domack	
D498,370 S	11/2004	Paus	
D504,251 S	4/2005	Kreiss	
D507,440 S	* 7/2005	Juneau et al.	D6/505
D529,309 S	10/2006	Juneau et al.	
D540,570 S	4/2007	Bibi	
D546,589 S	7/2007	Kreiss	
D569,127 S	5/2008	Kanthisamy	
D575,964 S	9/2008	Liu	

\* cited by examiner

*Primary Examiner* — Janice Seeger

(74) *Attorney, Agent, or Firm* — Baker & Daniels LLP

(57) **CLAIM**

The ornamental design for a bed headboard, as shown and described.

**DESCRIPTION**

FIG. 1 is a front perspective view of a bed headboard, showing our new design;

FIG. 2 is a front perspective view of a bed headboard, showing an alternate embodiment of our new design;

FIG. 3 is a front elevational view of the embodiment in FIG. 1;

FIG. 4 is a front elevational view of the embodiment in FIG. 2;

FIG. 5 is a left side view of the embodiments of FIGS. 1 and 2;

FIG. 6 is right side view of the embodiments of FIGS. 1 and 2;

FIG. 7 is top plan view of the embodiment of FIG. 1;

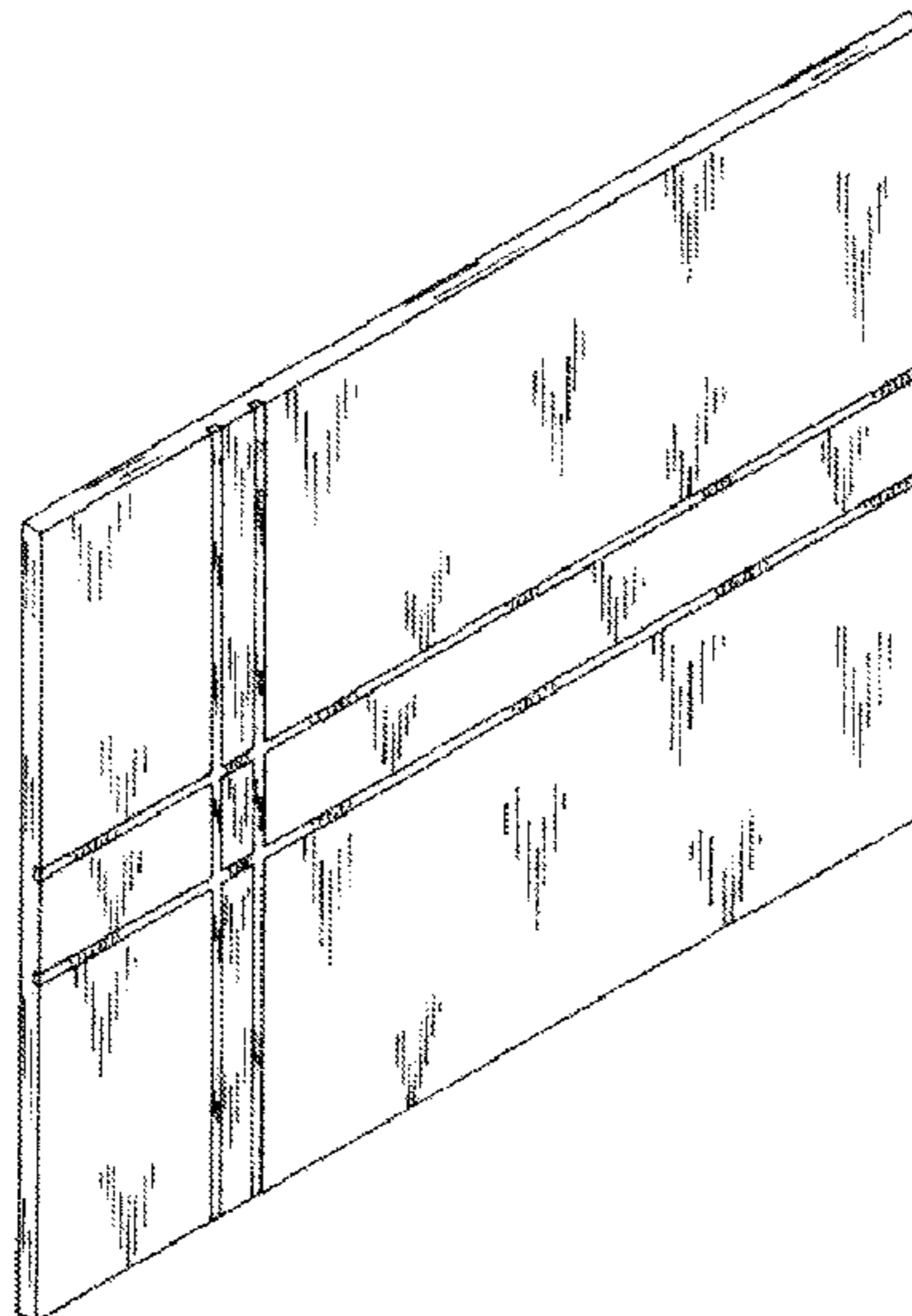
FIG. 8 is a top plan view of the embodiment of FIG. 2;

FIG. 9 is a bottom plan view of the embodiment of FIG. 1; and,

FIG. 10 is a top plan view of the embodiment of FIG. 2.

The rear of the bed headboard forms no part of the claimed design.

**1 Claim, 3 Drawing Sheets**



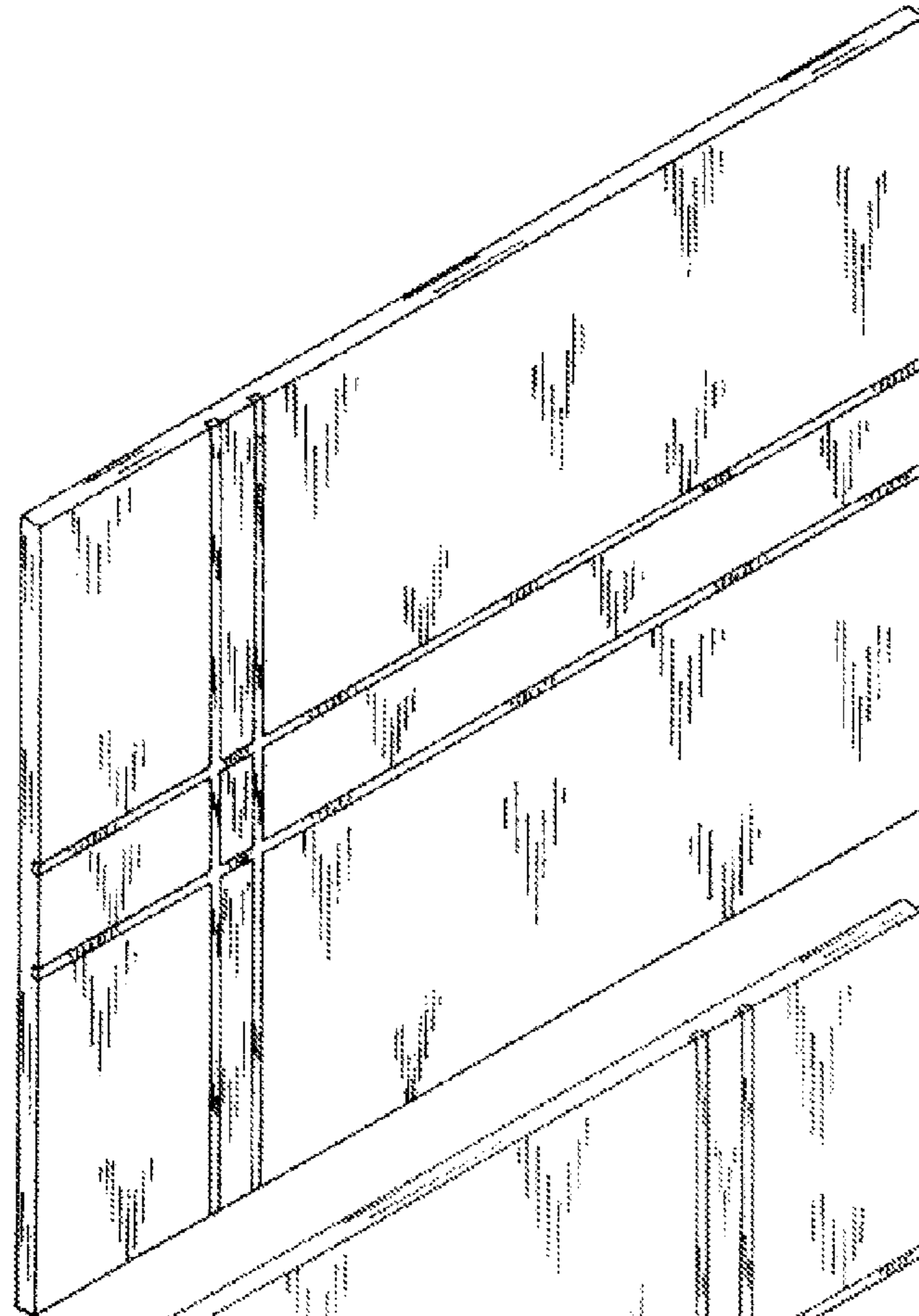


FIG. 1

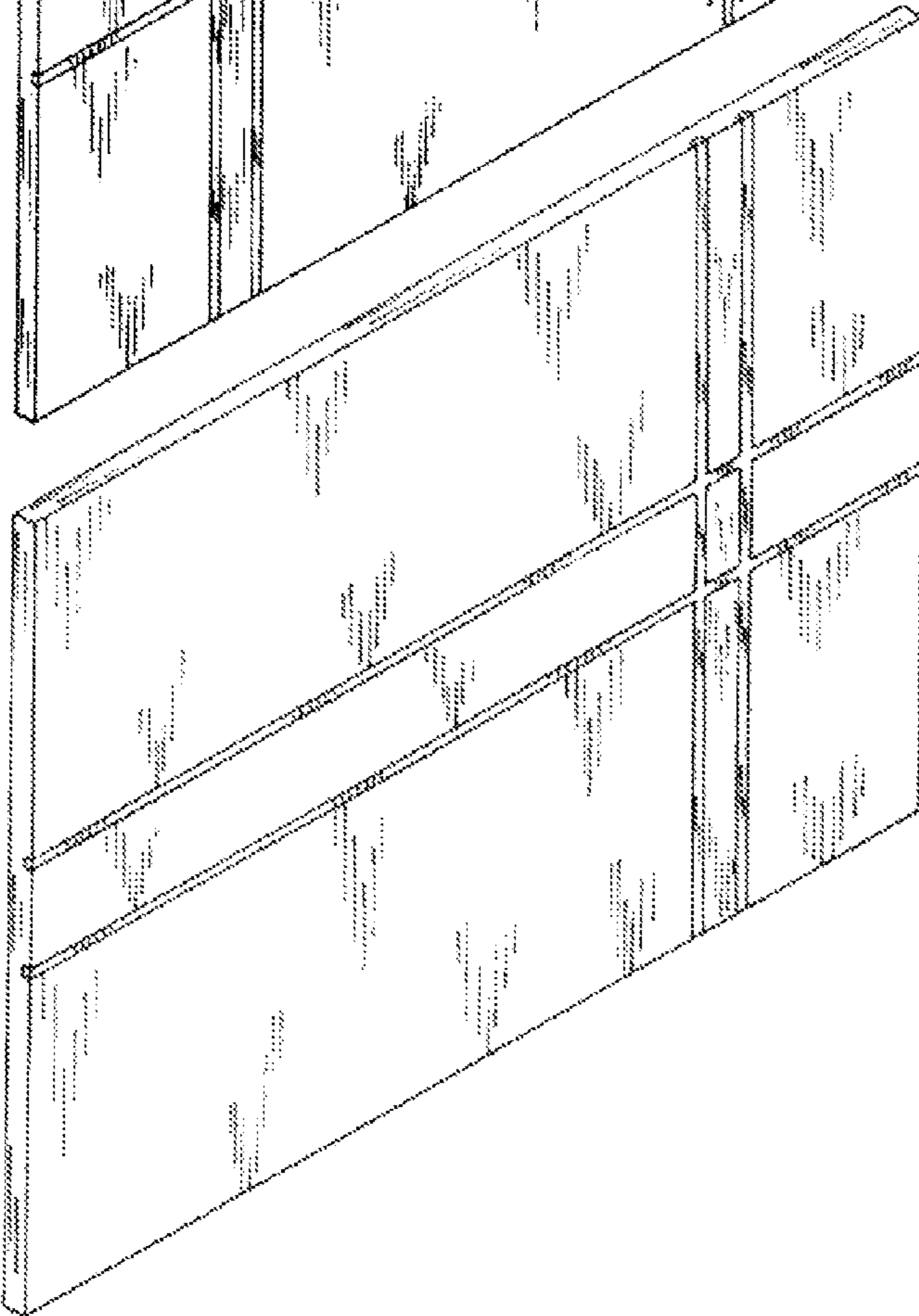


FIG. 2

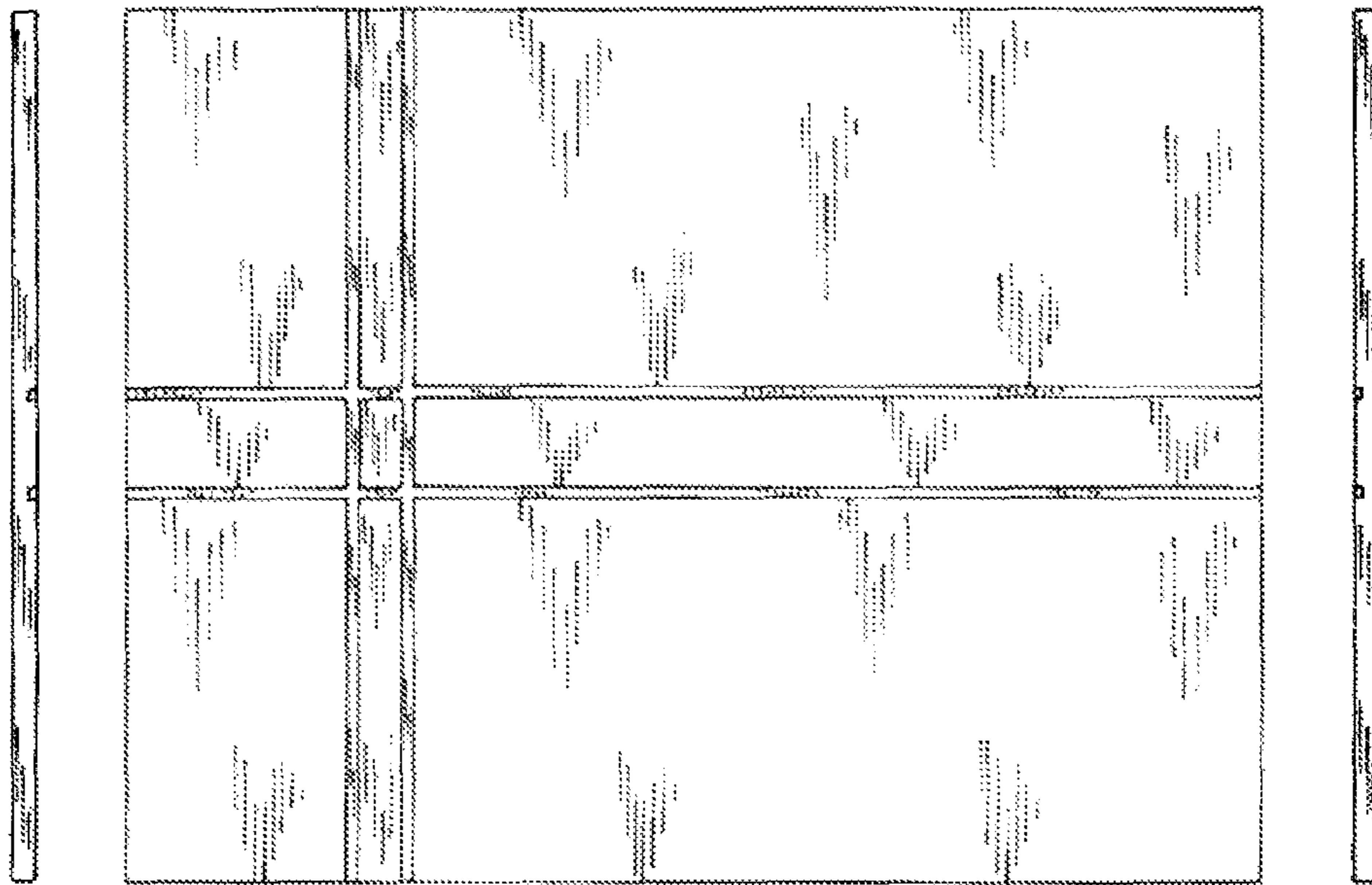


FIG. 5

FIG. 3

FIG. 6

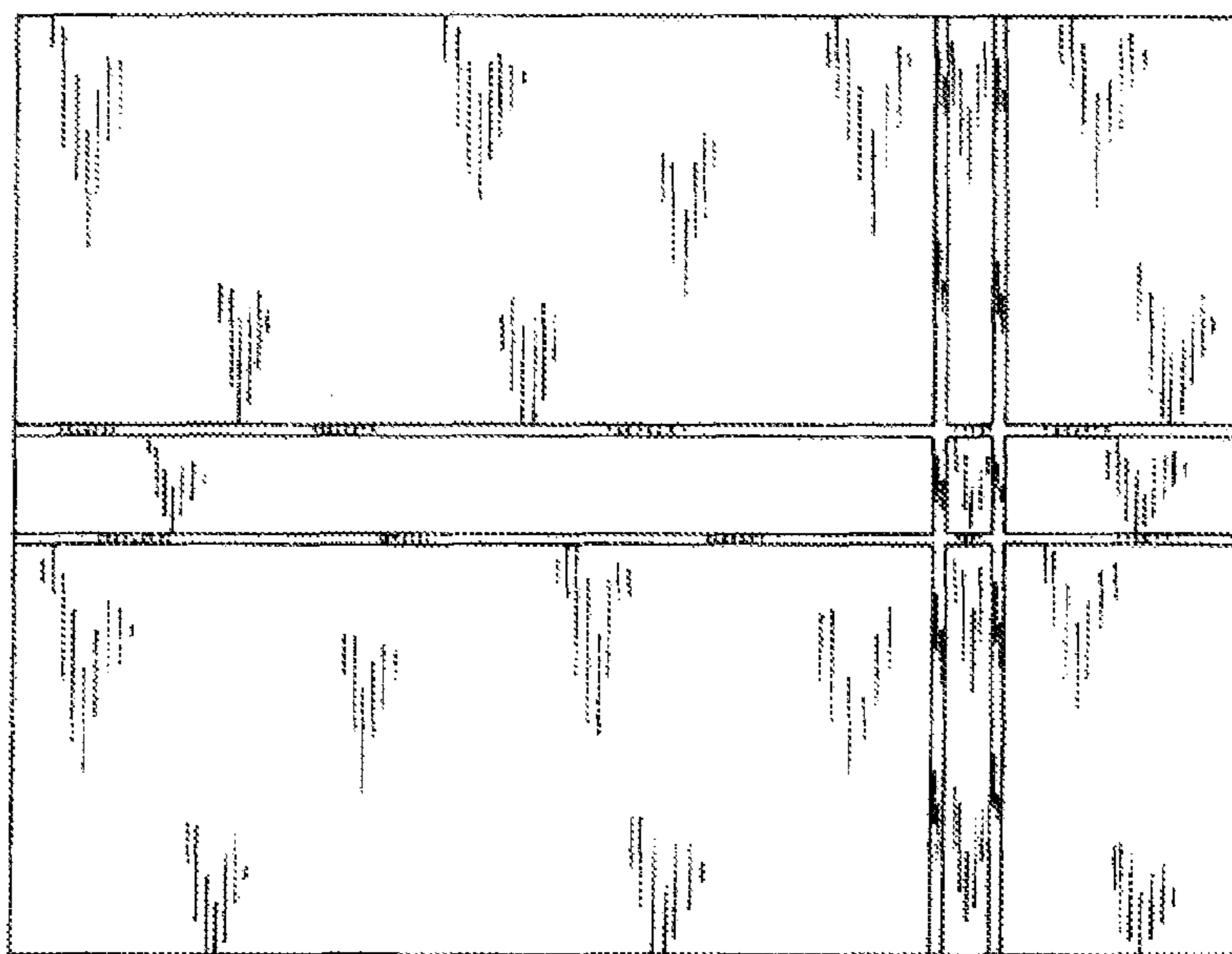


FIG. 4

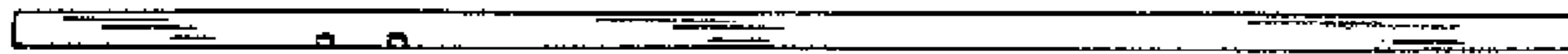


FIG. 7




FIG. 9

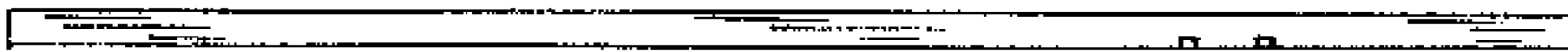


FIG. 8




FIG. 10