



US00D641560S

(12) **United States Design Patent**
Thompson

(10) **Patent No.:** **US D641,560 S**

(45) **Date of Patent:** **** *Jul. 19, 2011**

(54) **ROOM DIVIDER**

(76) Inventor: **Venetia K. Thompson**, Middletown, DE (US)

(**) Term: **14 Years**

(21) Appl. No.: **29/326,047**

(22) Filed: **Oct. 10, 2008**

(51) **LOC (9) Cl.** **06-01**

(52) **U.S. Cl.** **D6/332**

(58) **Field of Classification Search** D6/332, D6/432, 436; D25/58, 47, 49; 52/73
See application file for complete search history.

(56) **References Cited**

U.S. PATENT DOCUMENTS

1,260,854 A *	3/1918	Bardwell	312/201
D74,958 S *	4/1928	Ashkenas	D6/332
D127,928 S *	6/1941	Wellman	D6/332
D126,522 S	8/1941	Danese		
2,274,047 A *	2/1942	Derman	160/229.1
D202,176 S	9/1965	Blau		
3,308,592 A	3/1967	Miller, Jr.		
D217,597 S	5/1970	Johnston		
D217,904 S	6/1970	Johnston		
3,533,190 A	10/1970	Johnson et al.		
3,546,841 A *	12/1970	Randall et al.	428/71
D222,775 S	12/1971	Sartori		
D224,926 S	10/1972	Adkinson		
D260,137 S	8/1981	Rush		
D266,042 S	9/1982	Moore et al.		
D266,720 S	11/1982	Moore et al.		
D272,384 S	1/1984	Rumens		
D292,020 S	9/1987	Rumens et al.		
4,854,400 A	8/1989	Foyt		
D304,983 S	12/1989	Palka		
D305,581 S *	1/1990	Jones et al.	D6/332
D305,704 S *	1/1990	Jones et al.	D6/332
D306,098 S *	2/1990	Jones et al.	D6/332
D338,718 S	8/1993	Izzo		

5,265,391 A	11/1993	Ricard et al.		
5,347,782 A	9/1994	Vagedes		
D358,662 S *	5/1995	Good	D25/58
5,526,857 A	6/1996	Forman		
D384,223 S	9/1997	Palka		
D385,724 S	11/1997	Palka		
D389,654 S	1/1998	Walters, III et al.		
D393,951 S *	5/1998	Ravenscroft	D6/332
5,761,865 A	6/1998	Schiedegger et al.		
5,848,505 A	12/1998	Taylor		
5,946,873 A	9/1999	Schiedegger et al.		
5,996,298 A	12/1999	Wenzlaff et al.		
6,023,905 A	2/2000	Schiedegger		
6,053,585 A	4/2000	Osen		

(Continued)

OTHER PUBLICATIONS

Sky Mall Catalogue, summer 2008, pp. 34, 57; Sky Mall, Inc., Phoenix, AZ (4 pages).

Primary Examiner — Sandra Snapp

(74) *Attorney, Agent, or Firm* — Anton P. Ness; Fox Rothschild LLP

(57) **CLAIM**

The ornamental design for a room divider, as shown and described.

DESCRIPTION

FIG. 1 is a front elevation view of the room divider according to the present invention; the rear elevation view is a mirror image hereof.

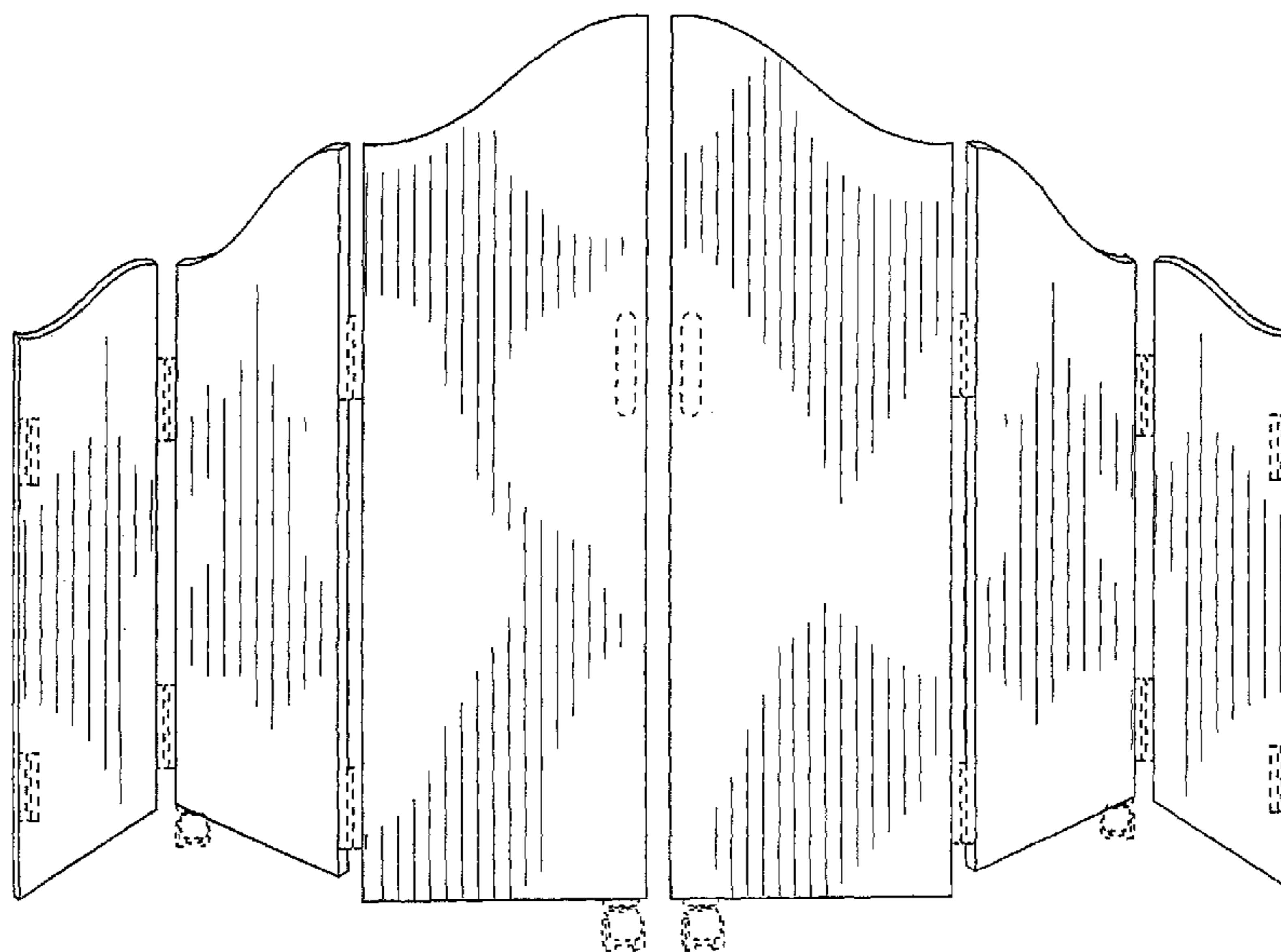
FIG. 2 is a front elevation view of the room divider, with the panels in an alternate position than that shown in FIG. 1.

FIG. 3 is a top view of the room divider shown in FIG. 1.

FIG. 4 is a bottom view of the room divider shown in FIG. 1; and,

FIG. 5 is a side view of the room divider shown in FIG. 1.

1 Claim, 3 Drawing Sheets



US D641,560 S

Page 2

U.S. PATENT DOCUMENTS

D427,783 S *	7/2000	Luedke	D6/332	D532,997 S	12/2006	Schmitt
6,122,875 A	9/2000	Schiedegger et al.		7,174,683 B2	2/2007	Jaycox et al.
D432,664 S	10/2000	Fisk		D540,456 S	4/2007	Schroeter
D433,155 S	10/2000	Fisk		7,296,384 B2	11/2007	Jaycox et al.
6,141,938 A	11/2000	Schiedegger		D575,418 S	8/2008	Mock et al.
6,397,540 B1	6/2002	Schiedegger		D575,420 S	8/2008	Mock et al.
D460,277 S *	7/2002	Lee	D6/332	D598,134 S	8/2009	Davina et al.
D465,354 S	11/2002	Cain		D599,139 S	9/2009	Schmitt
6,487,827 B2	12/2002	Hollman		7,669,380 B2	3/2010	Logan et al.
D469,624 S	2/2003	Vaaler		D623,444 S	9/2010	Schmitt
D504,184 S	4/2005	Mock		2003/0115817 A1	6/2003	Blackwell et al.
D510,212 S	10/2005	Schmitt		2004/0010988 A1	1/2004	Jaycox et al.
D530,116 S	10/2006	Schmitt				

* cited by examiner

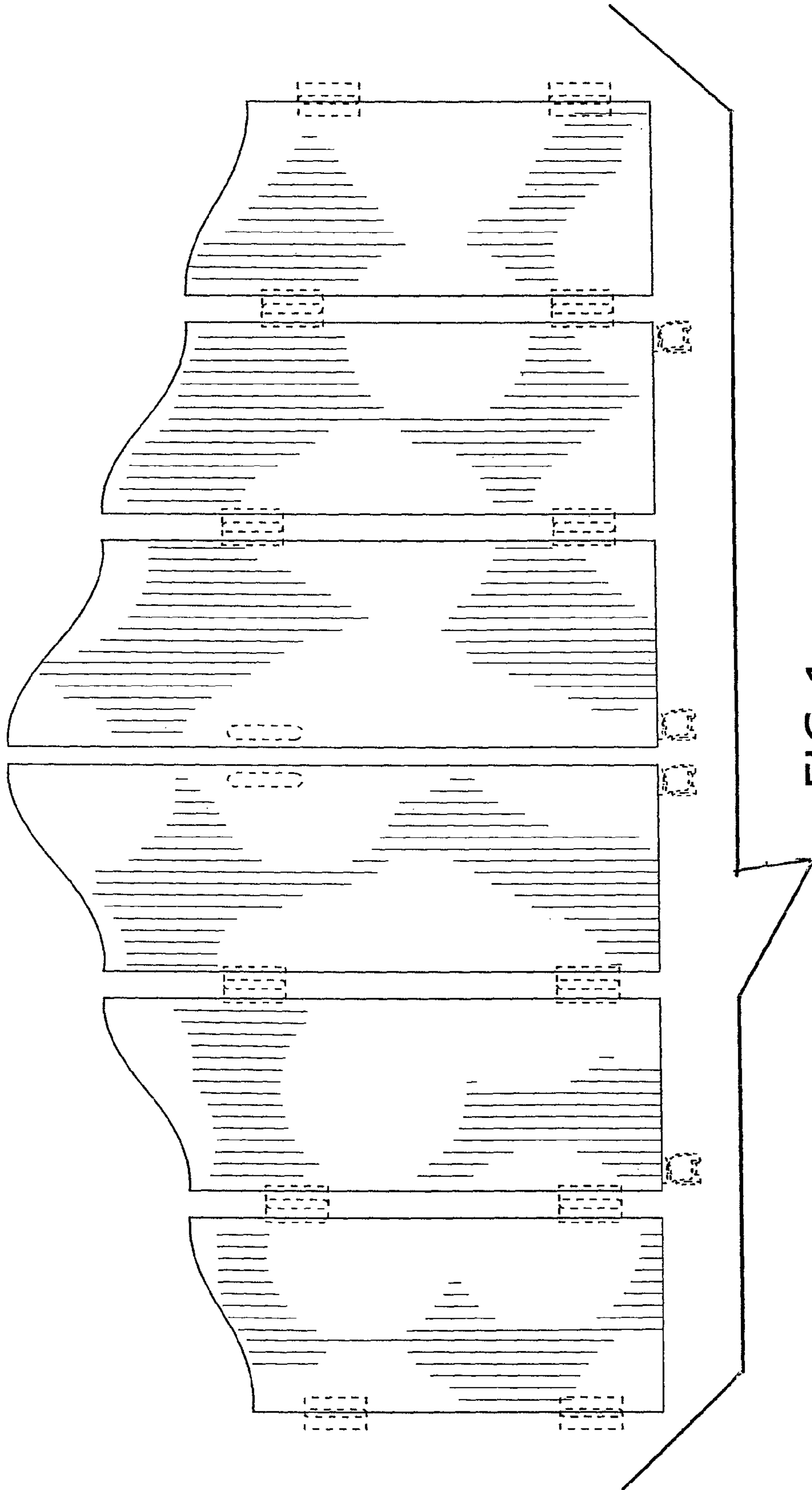


FIG. 1

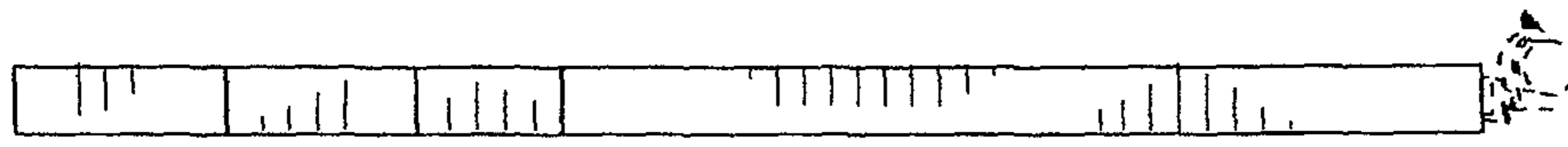


FIG. 5

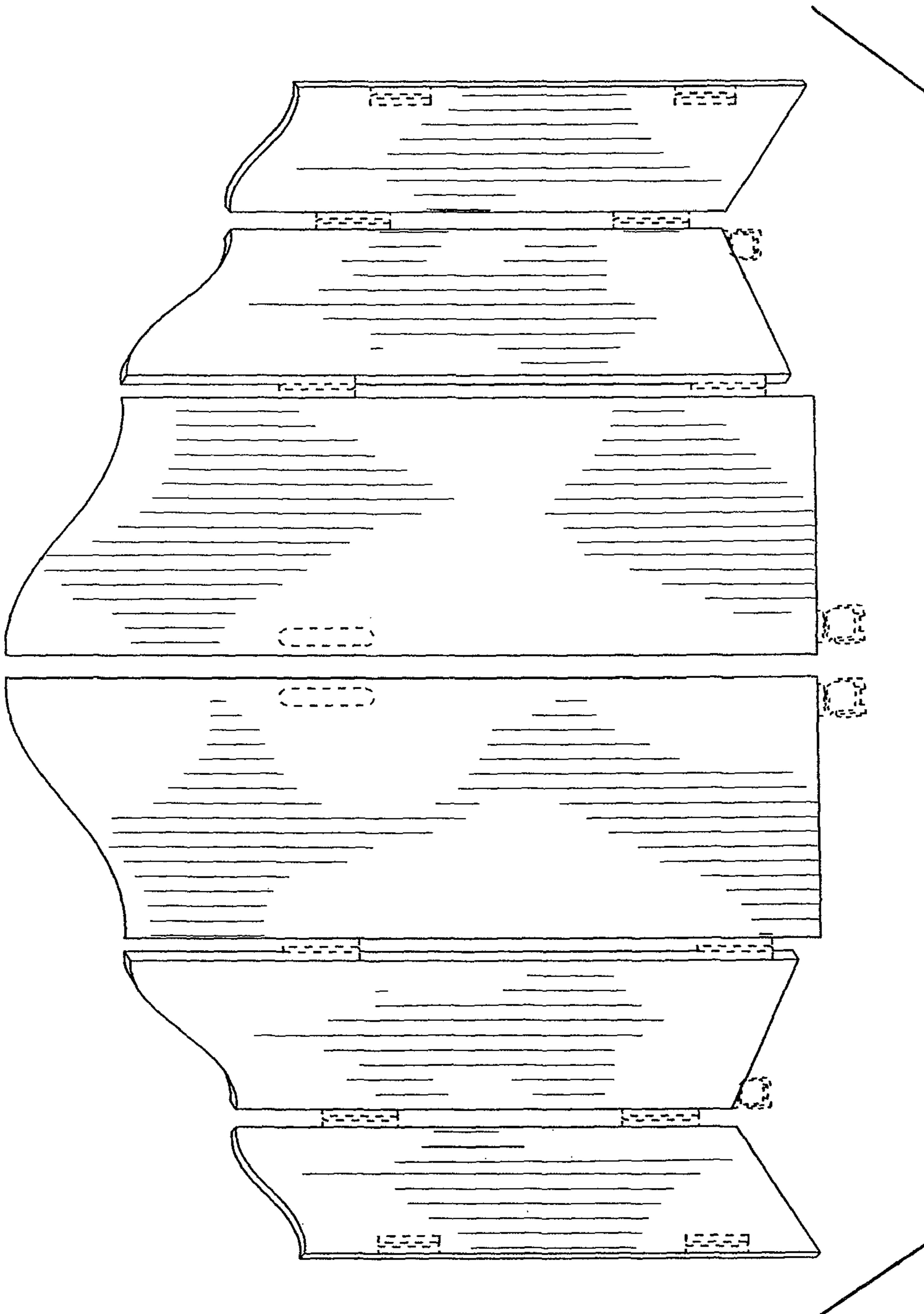


FIG. 2

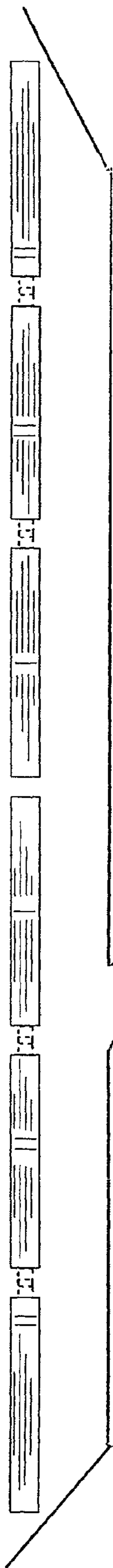


FIG. 3

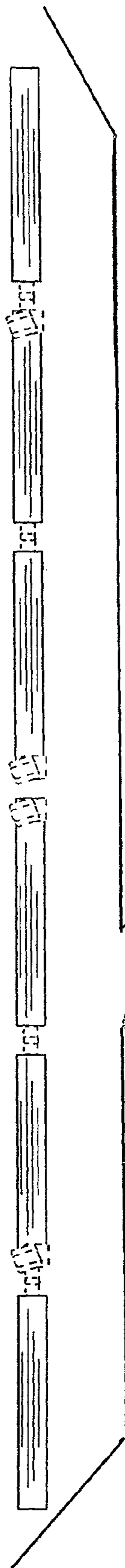


FIG. 4