

US00D641557S

(12) **United States Design Patent**
Valente et al.

(10) **Patent No.:** **US D641,557 S**

(45) **Date of Patent:** **** Jul. 19, 2011**

(54) **CAMOUFLAGE FABRIC**

(75) Inventors: **Massimiliano Valente**, Empoli (IT);
Luca Ceccarelli, Empoli (IT)

(73) Assignee: **Brooklin S.r.l.**, Empoli (IT)

(**) Term: **14 Years**

(21) Appl. No.: **29/313,591**

(22) Filed: **Jan. 23, 2009**

(30) **Foreign Application Priority Data**

Jul. 23, 2008 (EM) 000975610-0001

(51) **LOC (9) Cl.** **05-02**

(52) **U.S. Cl.** **D5/62**

(58) **Field of Classification Search** D5/26,
D5/27, 43, 62, 65, 99; 428/195.1, 203
See application file for complete search history.

(56) **References Cited**

U.S. PATENT DOCUMENTS

2,028,948	A *	1/1936	Pohlmann	428/203
D121,644	S *	7/1940	Ullman	D5/62
D211,149	S *	5/1968	Lavers et al.	D5/62
D301,803	S *	6/1989	McIlhinney	D5/62
D301,804	S *	6/1989	McIlhinney	D5/62
5,972,479	A *	10/1999	Lehman	428/195.1
D538,050	S *	3/2007	Tardif	D5/26
D557,902	S *	12/2007	Parrish	D5/26

* cited by examiner

Primary Examiner — Susan Bennett Hattan

Assistant Examiner — Barbara Lohr

(74) *Attorney, Agent, or Firm* — Abelman, Frayne & Schwab

(57) **CLAIM**

The ornamental design for a camouflage fabric, as shown and described.

DESCRIPTION

FIG. 1 is a top plan view of the camouflage fabric showing our new design;

FIG. 2 is an enlarged fragmentary view of the area designated with the numeral 2 in FIG. 1;

FIG. 3 is an enlarged fragmentary view of the area designated with the numeral 3 in FIG. 1;

FIG. 4 is an enlarged fragmentary view of the area designated with the numeral 4 in FIG. 1;


FIG. 5 is an enlarged fragmentary view of the area designated with the numeral 5 in FIG. 1;

FIG. 6 is an enlarged fragmentary view of the area designated with the numeral 6 in FIG. 1; and,

FIG. 7 is an enlarged fragmentary view of the area designated with the numeral 7 in FIG. 1.

The evenly-spaced broken lines forming the boundary of FIG. 1 indicate that the pattern may continue in one or more directions, repeating uniformly throughout the length and width. The lines drawn in broken lines on the face of the fabric in FIG. 1 indicate the areas from which the enlarged views are taken.

1 Claim, 7 Drawing Sheets






FIG. 1

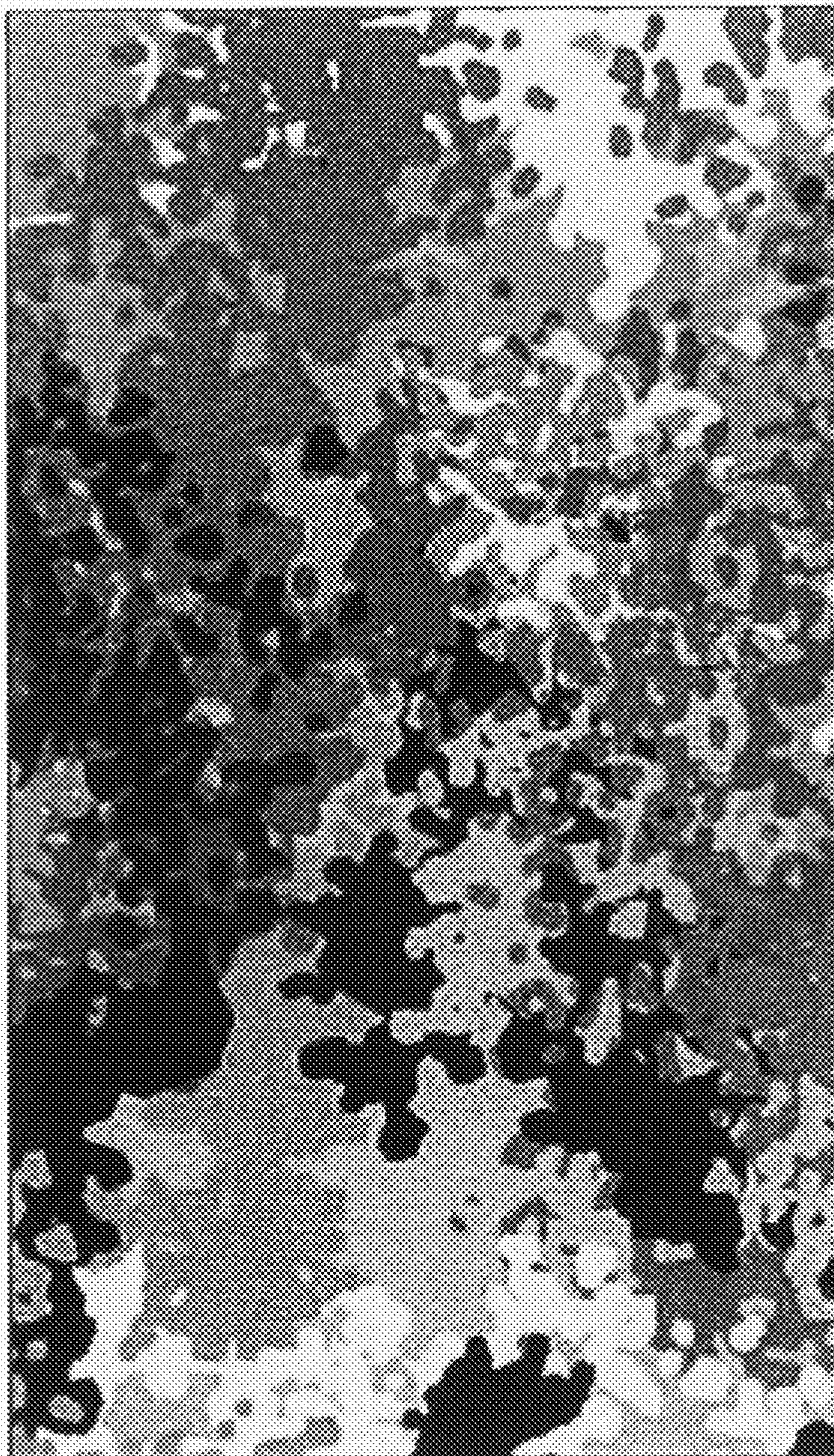


FIG. 2

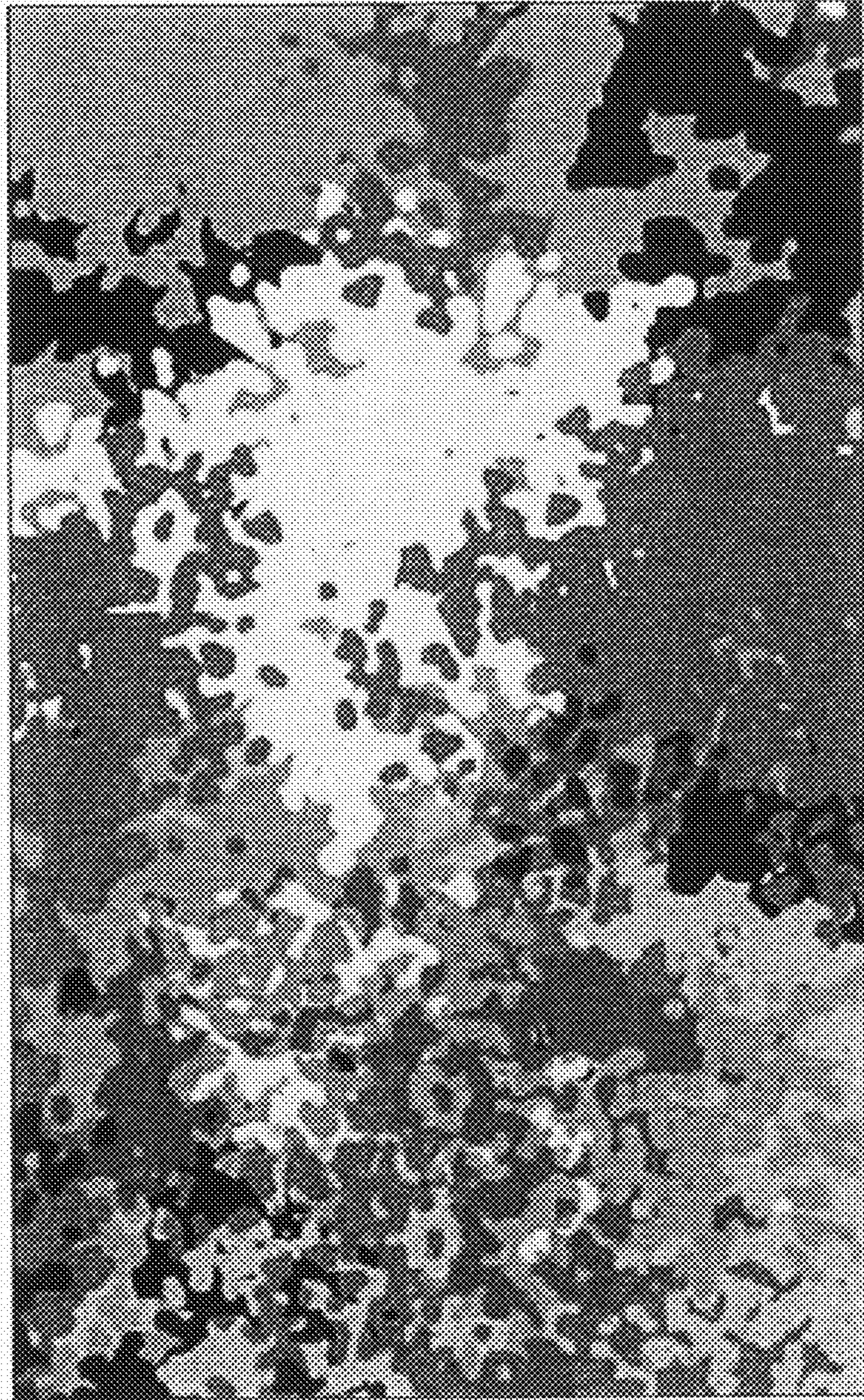


FIG. 3




FIG. 4



FIG. 5

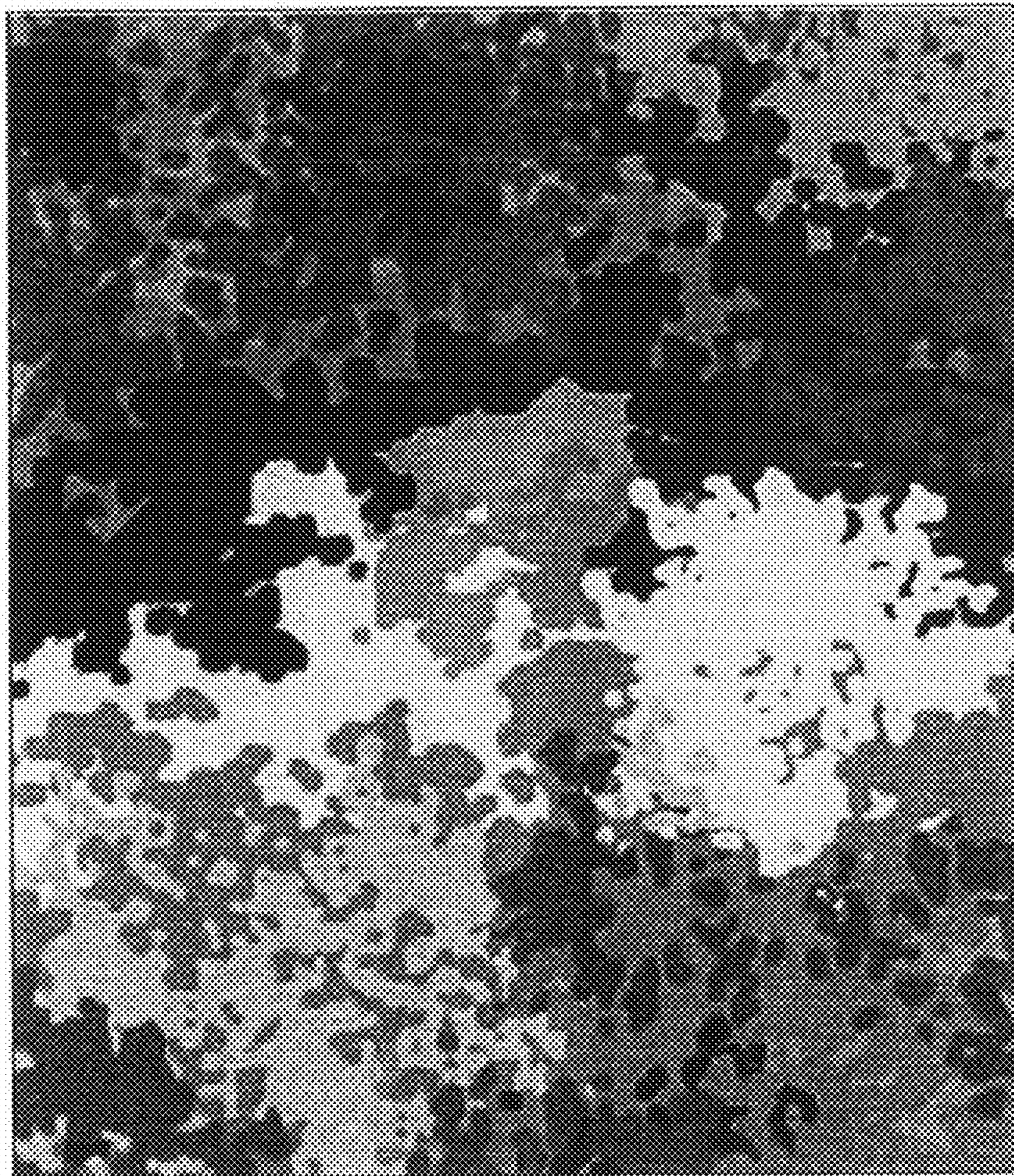


FIG. 6




FIG. 7