



US00D641544S

(12) **United States Design Patent**
Fuglsang

(10) **Patent No.:** **US D641,544 S**

(45) **Date of Patent:** **** Jul. 19, 2011**

(54) **SCARF**

(75) Inventor: **Tina Schreiber Fuglsang, Højbjerg (DK)**

(73) Assignee: **Tytext A/S, Ikast (DK)**

(**) Term: **14 Years**

(21) Appl. No.: **29/349,137**

(22) Filed: **Mar. 10, 2010**

(30) **Foreign Application Priority Data**

Sep. 10, 2009 (EM) 001163828-0002

(51) **LOC (9) Cl.** **02-03**

(52) **U.S. Cl.** **D2/880**

(58) **Field of Classification Search** D2/500,
D2/501, 865, 866, 870, 877, 878, 879, 880,
D2/881, 882, 883, 884, 885; 2/46, 68, 171,
2/172, 171.02, 174, 202, 203, 204, 207, 209.14,
2/209.3; 132/274

See application file for complete search history.

(56) **References Cited**

U.S. PATENT DOCUMENTS

160,452 A *	3/1875	Mendel	2/172
1,144,121 A *	6/1915	Guinzburg	2/68
1,234,828 A *	7/1917	Tramana	2/171.01
1,720,560 A *	7/1929	Lipper	2/195.8
1,728,138 A *	9/1929	Robinson	2/207
1,809,511 A *	6/1931	Davis	132/274
D104,586 S *	5/1937	Sheindelman	D2/877
D108,831 S *	3/1938	Forman	D2/880
D121,135 S *	6/1940	Wittl	D2/500
D123,134 S *	10/1940	Rosenthal et al.	D2/881
D129,748 S *	9/1941	Oppenheimer	D2/870

2,274,321 A *	2/1942	Degnon	2/171.02
D133,257 S *	7/1942	Karlen	D2/880
D138,607 S *	8/1944	Schoer	D2/879
D153,623 S *	5/1949	Peters	D2/879
D162,014 S *	2/1951	Deslauriers	D2/880
D167,556 S *	8/1952	Bliss	D2/500
2,665,427 A *	1/1954	Street et al.	2/195.7
D171,903 S *	4/1954	Litwin	D2/880
3,076,972 A *	2/1963	Prophet et al.	2/174
D359,384 S *	6/1995	Dlugokeski	D2/880
5,806,535 A *	9/1998	Becker	132/54
6,189,152 B1 *	2/2001	Lofton	2/171
6,738,986 B1 *	5/2004	Martin	2/207

* cited by examiner

Primary Examiner — Karen E Eldridge Powers

(74) *Attorney, Agent, or Firm* — James Creighton Wray

(57) **CLAIM**

The ornamental design for a scarf, as shown and described.

DESCRIPTION

FIG. 1, is a right side view of the scarf. The left side is a mirror image.

FIG. 2 is a front view of the scarf shown in FIG. 1.

FIG. 3 is a rear view of the scarf shown in FIGS. 1 and 2.

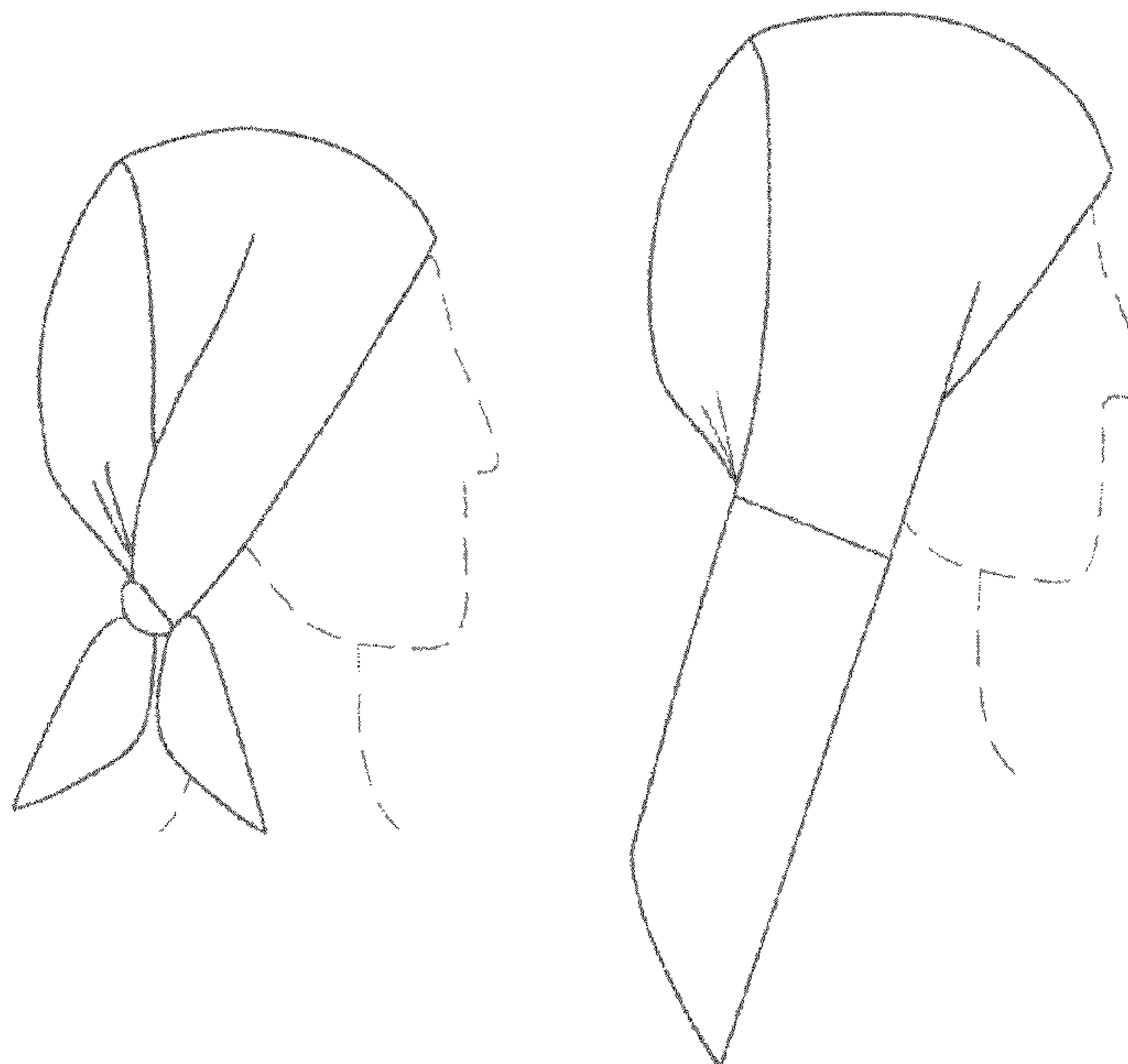
FIG. 4 is a rear view of the scarf before it is tied around a wearer's head.

FIG. 5 is a side view of the scarf shown in FIGS. 1-4 in an untied condition; and,

FIG. 6 is a front view of the scarf shown in FIGS. 1-5 in an untied condition.

The broken lines showing a person's head and neck in the drawings are meant to depict the design while in a condition of use, and form no part of the claim. The broken lines at the base of the crown in FIG. 4 are stitching and form no part of the claimed design.

1 Claim, 2 Drawing Sheets



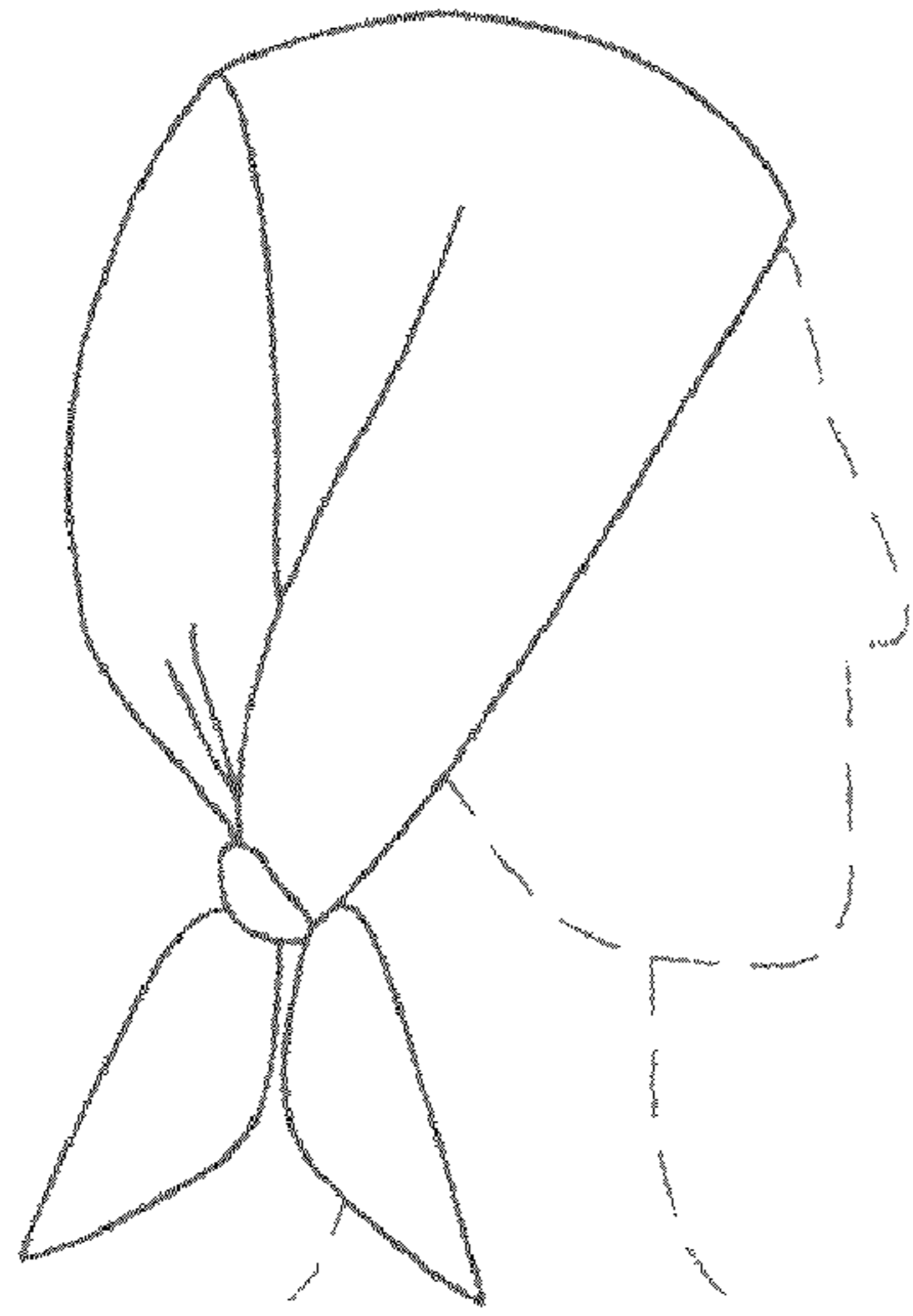


FIG. 1




FIG. 2

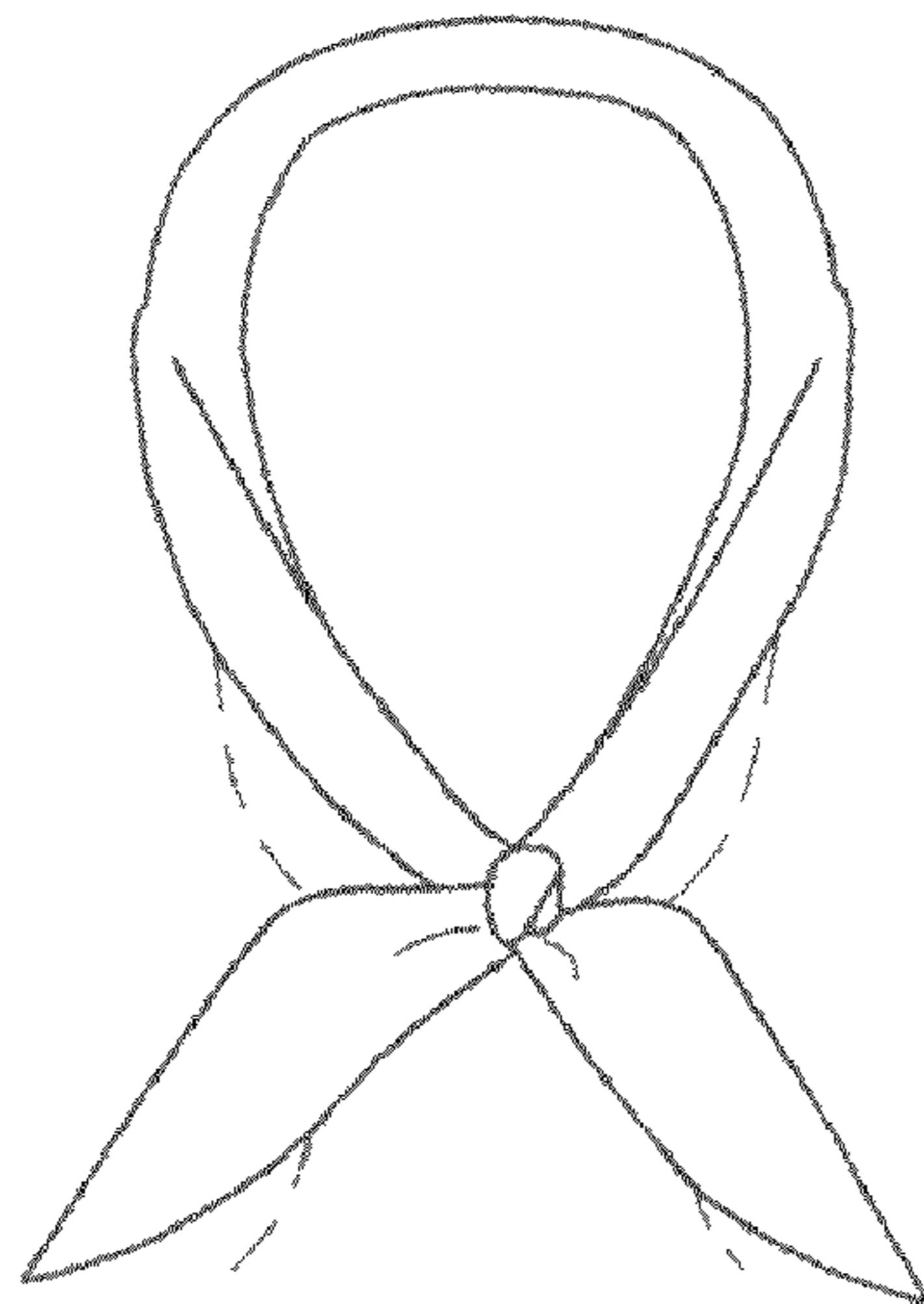


FIG. 3

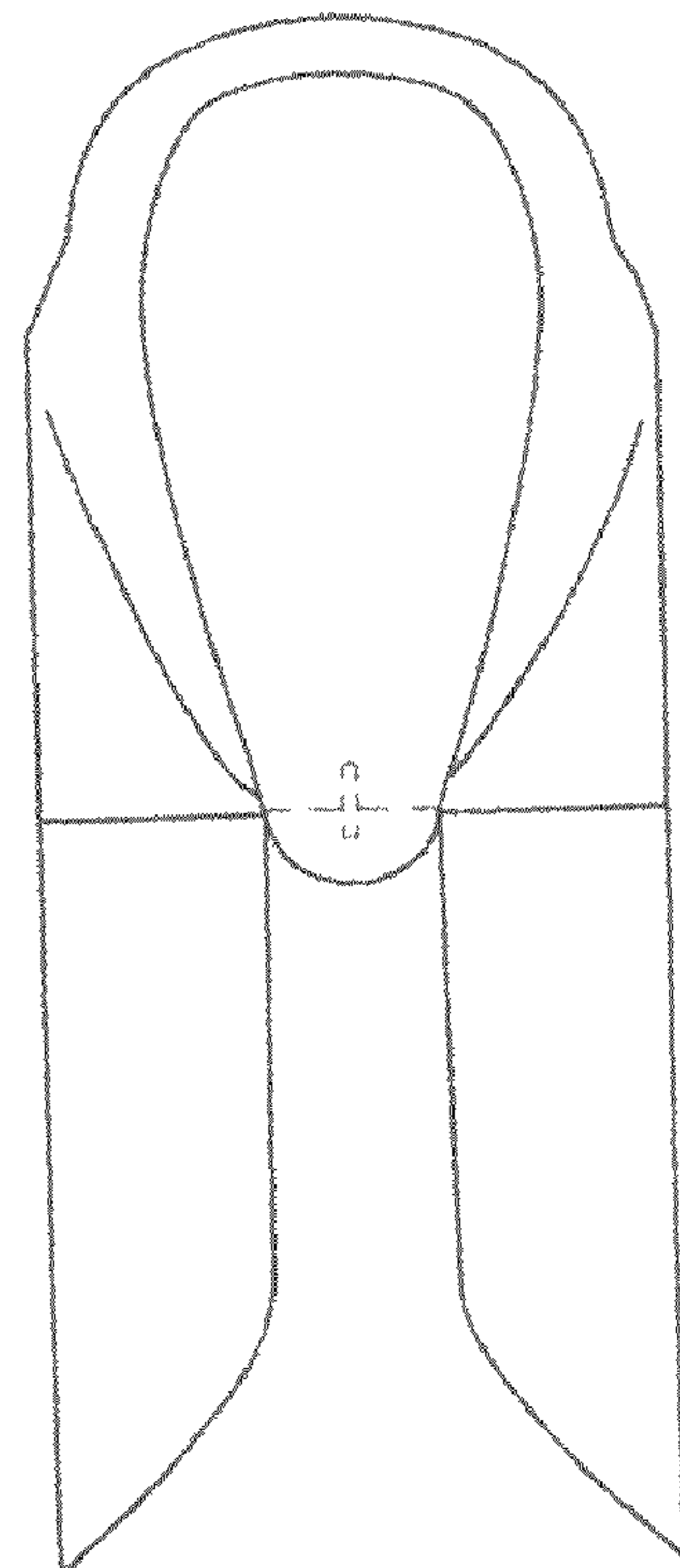


FIG. 4

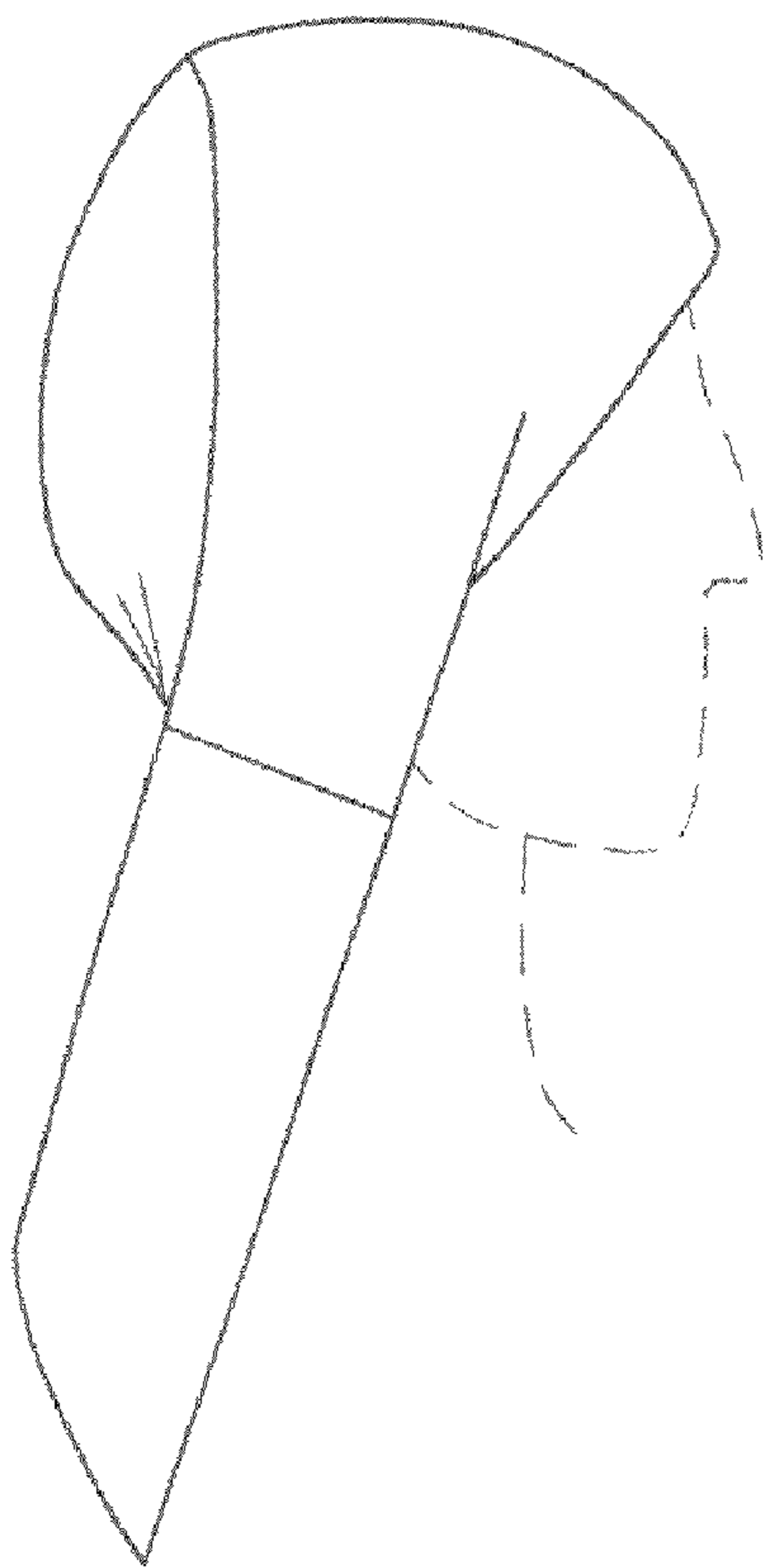


FIG. 5

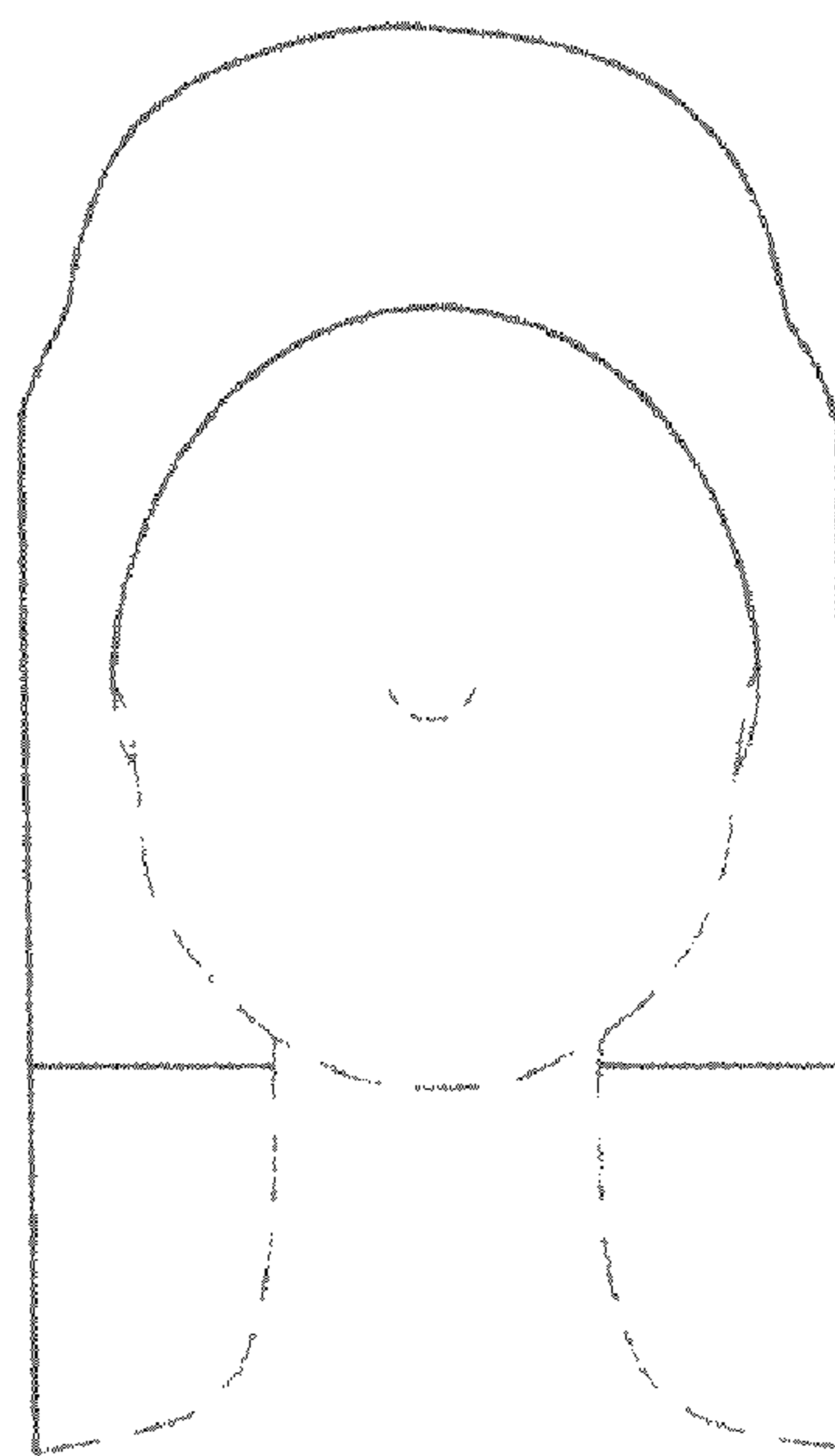


FIG. 6