



US00D641539S

(12) **United States Design Patent**
Zarabi

(10) **Patent No.:** **US D641,539 S**
(45) **Date of Patent:** **** Jul. 19, 2011**

- (54) **SUPPORTIVE APPAREL**
- (75) **Inventor:** **Frank Zarabi**, Commerce, CA (US)
- (73) **Assignee:** **Rock Fit, LLC**, Commerce, CA (US)
- (**) **Term:** **14 Years**
- (21) **Appl. No.:** **29/362,278**
- (22) **Filed:** **May 21, 2010**
- (51) **LOC (9) Cl.** **02-01**
- (52) **U.S. Cl.** **D2/701; D2/742; D2/731**
- (58) **Field of Classification Search** **D2/700, D2/712, 713, 714, 728, 731, 732, 738, 741, D2/742, 743, 860; 2/69, 70, 71, 72, 73, 78.1, 2/78.2, 78.3, 78.4, 115, 227, 228, 234, 238, 2/400, 401, 402, 403, 405, 406, 407, 912, 2/919; 450/30, 94, 95, 97, 100**
See application file for complete search history.

(56) **References Cited**

U.S. PATENT DOCUMENTS

1,662,981	A *	3/1928	Pazowski	2/234
D86,113	S *	2/1932	Dwyer	D2/738
D86,114	S *	2/1932	Dwyer	D2/738
D87,725	S *	9/1932	Michelson	D2/738
D103,771	S *	3/1937	Upland	D2/738
D300,383	S *	3/1989	Yasuda	D2/742
D317,074	S *	5/1991	Beasley	D2/742
D571,080	S *	6/2008	Slimane	D2/742
D598,180	S *	8/2009	Fu	D2/742

7,636,950	B2 *	12/2009	Melhart et al.	2/69
D609,881	S *	2/2010	Chen et al.	D2/742
7,814,576	B2 *	10/2010	Nakazawa	2/227
D637,791	S *	5/2011	Hall et al.	D2/742
7,945,970	B2 *	5/2011	Belluye et al.	2/69
2007/0033696	A1 *	2/2007	Sellier	2/69
2009/0049583	A1 *	2/2009	Stones	2/221
2009/0293167	A1 *	12/2009	Kottler	2/23

* cited by examiner

Primary Examiner — Karen E Eldridge Powers
(74) *Attorney, Agent, or Firm* — Tutunjian & Bitetto, P.C.

(57) **CLAIM**

The ornamental design for supportive apparel, as shown and described.

DESCRIPTION

FIG. 1 is a front perspective view of the supportive apparel showing my new design.

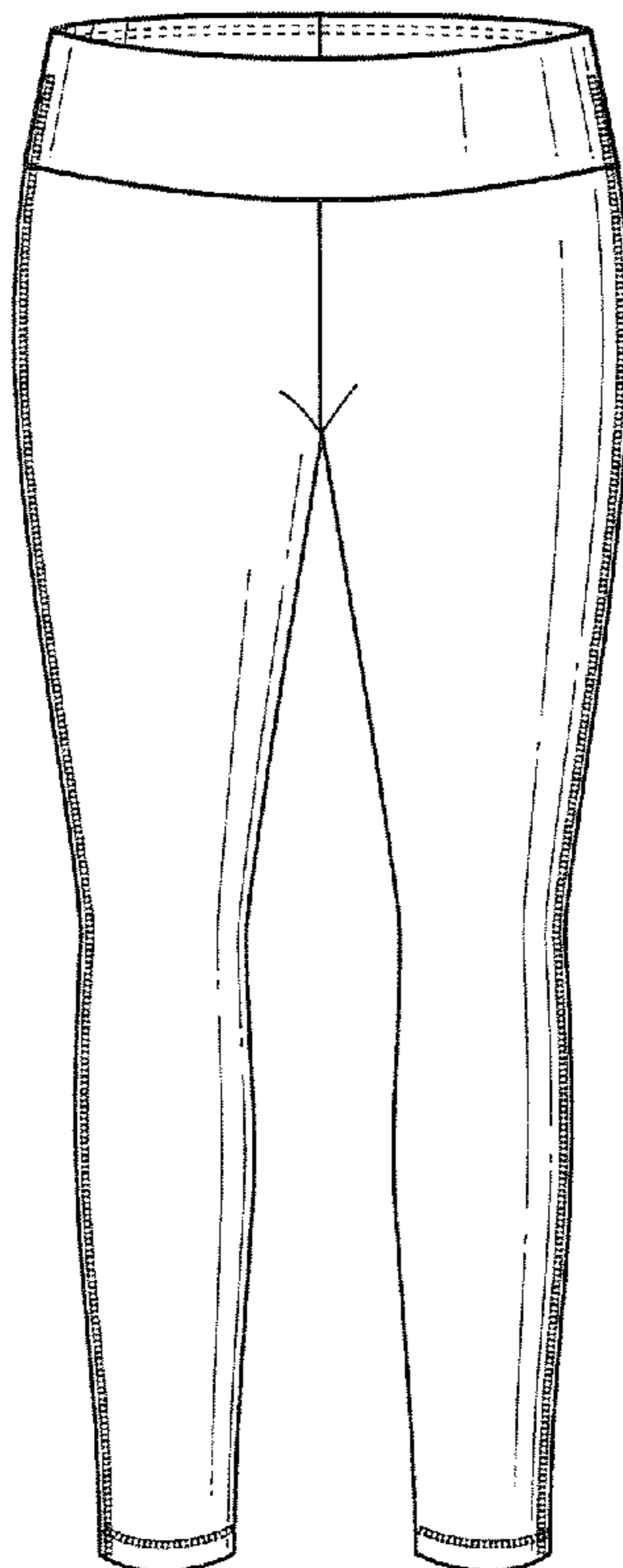
FIG. 2 is a rear elevation view of the supportive apparel of FIG. 1; and,

FIG. 3 is a rear elevation view of the supportive apparel of FIG. 1, turned inside-out.

The broken lines shown on the inner and outer rear surfaces of the waistband are stitching and form a part of the claimed design.

The stippling in the drawings represents texture.

1 Claim, 1 Drawing Sheet



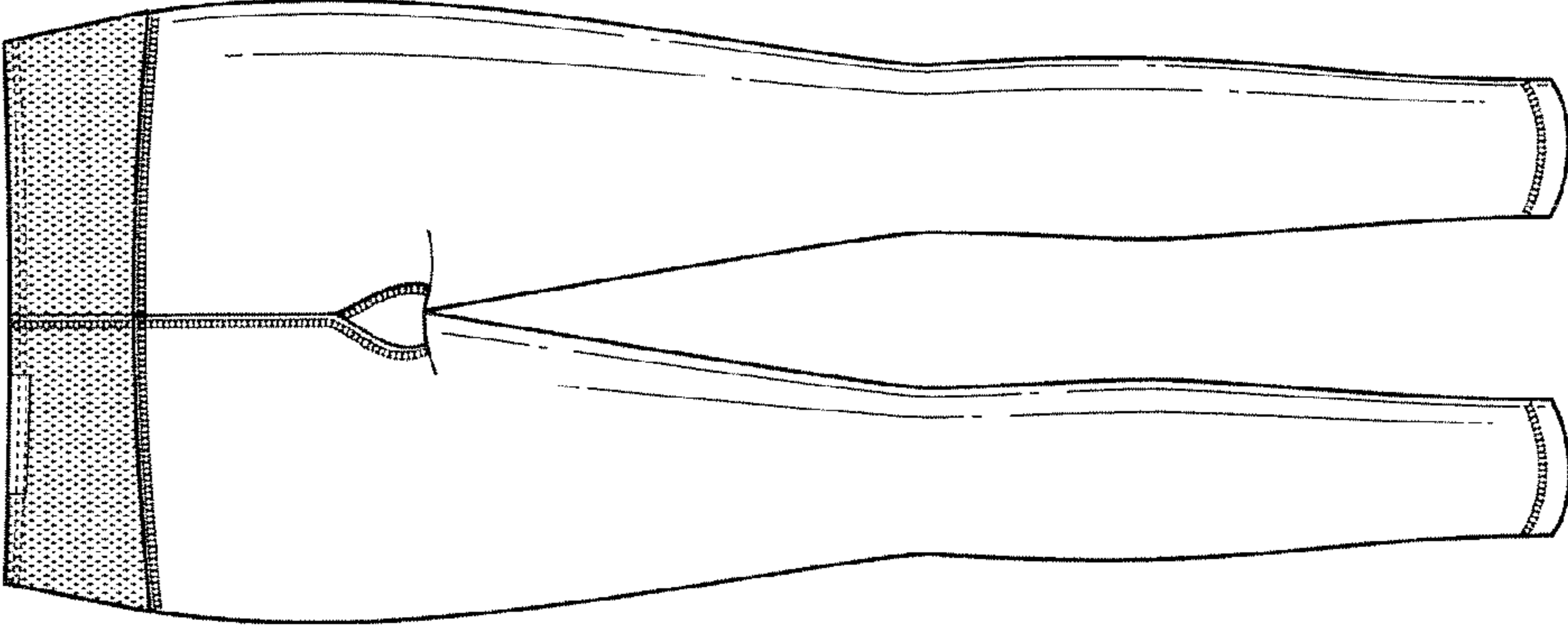


FIG. 3

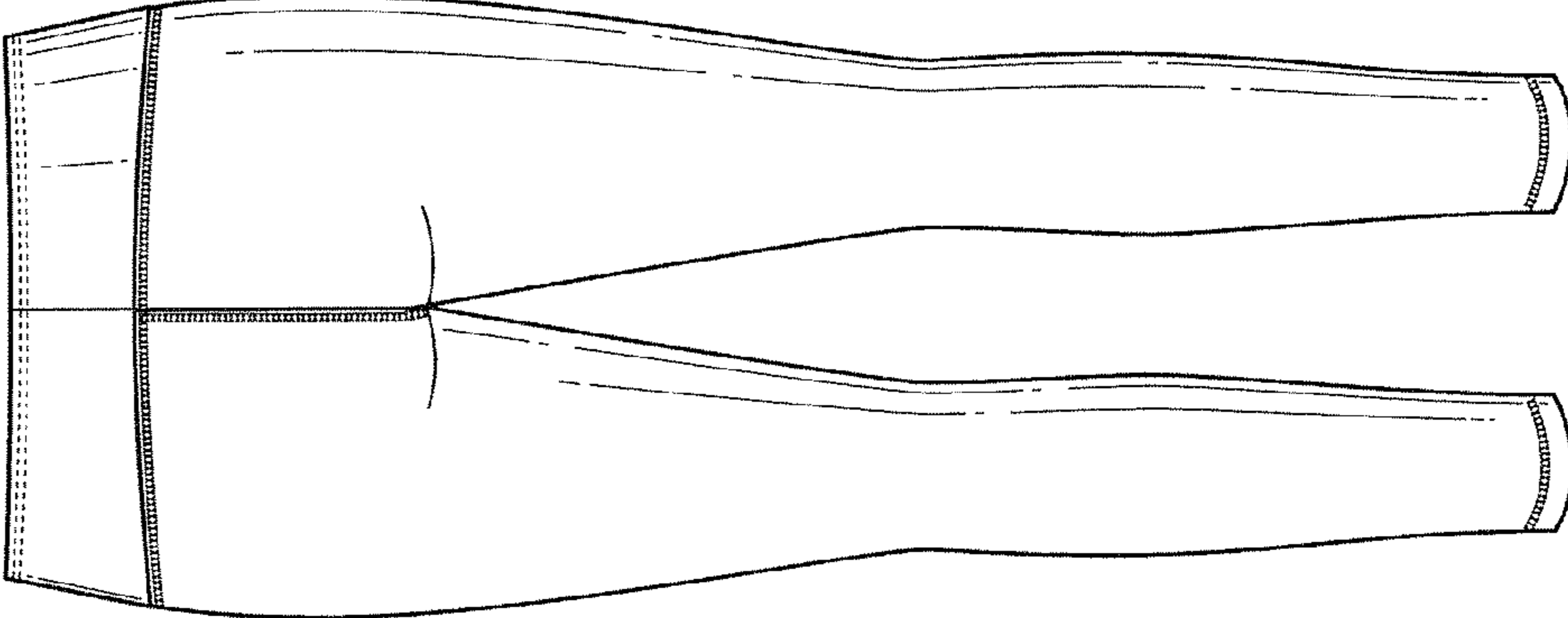


FIG. 2

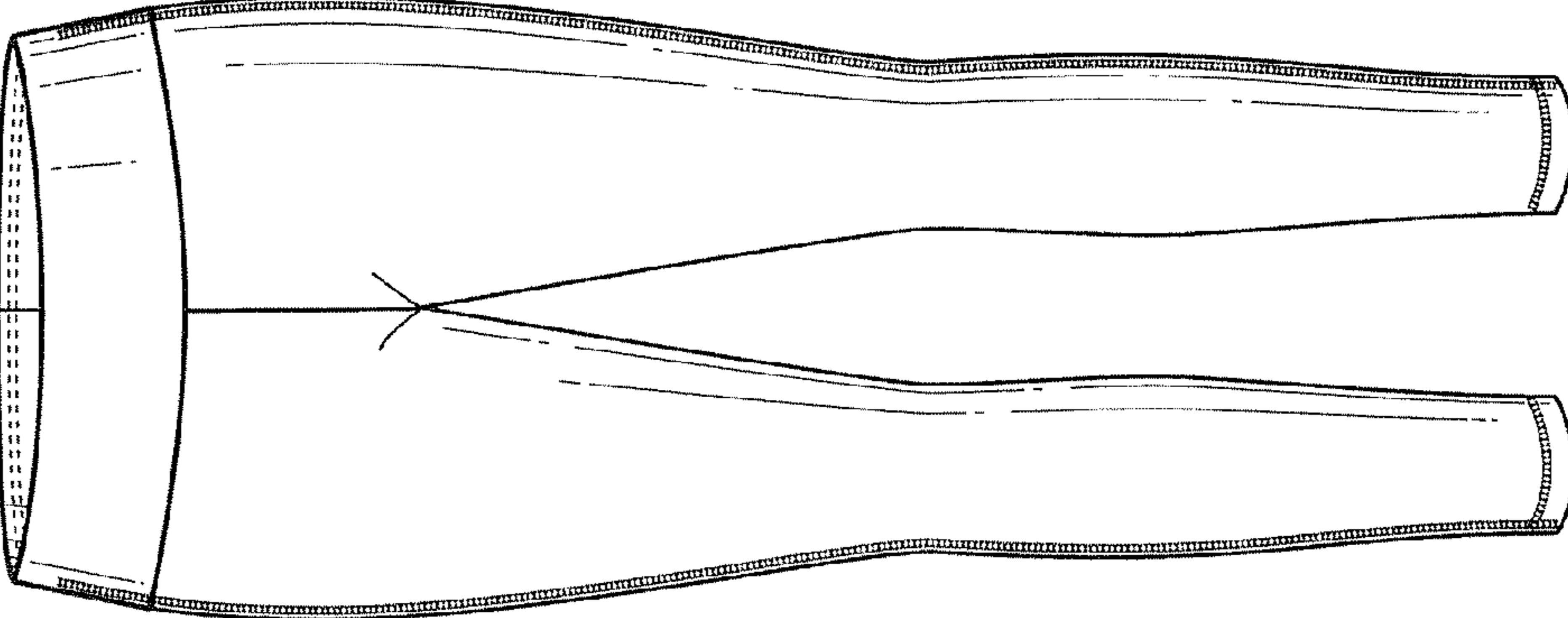


FIG. 1