



US00D641535S

(12) **United States Design Patent**
Kan

(10) **Patent No.:** **US D641,535 S**
(45) **Date of Patent:** **** Jul. 12, 2011**

(54) **APPLE SHAPED COIN BANK**

(75) Inventor: **Man Kit Elvin Kan**, N.T. (HK)

(73) Assignee: **Benison Industrial Co. Ltd.**, N.T. (HK)

(**) Term: **14 Years**

(21) Appl. No.: **29/343,254**

(22) Filed: **Sep. 10, 2009**

(30) **Foreign Application Priority Data**

Apr. 2, 2009 (HK) 0900523

(51) **LOC (9) Cl.** **03-01**

(52) **U.S. Cl.** **D99/37**

(58) **Field of Classification Search** D99/28-3,
D99/43, 997; D18/3.1, 3.3, 12.1; D20/1,
D20/2; D14/125, 129-130, 308, 387, 900;
D25/7, 10, 16; 109/2, 7, 9, 24.1, 28, 38-39,
109/45, 47-50, 54, 59 R, 66, 70; 235/379;
220/258.2, 258.5, 729; D6/397, 450, 457,
D6/470, 510; D3/272-273, 294; D7/628,
D7/602, 606, 629

See application file for complete search history.

(56) **References Cited**

U.S. PATENT DOCUMENTS

D188,858 S * 9/1960 Levison D99/37
D356,426 S * 3/1995 August D99/37
D423,883 S * 5/2000 Hansen D7/606
D478,785 S * 8/2003 Rorke et al. D7/628
D506,351 S * 6/2005 Scholze et al. D7/360

* cited by examiner

Primary Examiner — Lisa P Lichtenstein



(57) **CLAIM**

The ornamental design for an apple shaped coin bank, as shown and described.

DESCRIPTION

FIG. 1 is a front elevational view of an apple shaped coin bank showing my new design;
FIG. 2 is a rear elevational view thereof;
FIG. 3 is a left side view thereof;
FIG. 4 is a right side view thereof;
FIG. 5 is a top plan view thereof;
FIG. 6 is a bottom plan view thereof;
FIG. 7 is a perspective view thereof; and,
FIG. 8 is an exploded perspective view thereof.

1 Claim, 7 Drawing Sheets






FIG. 1




FIG. 2




FIG. 3




FIG. 4

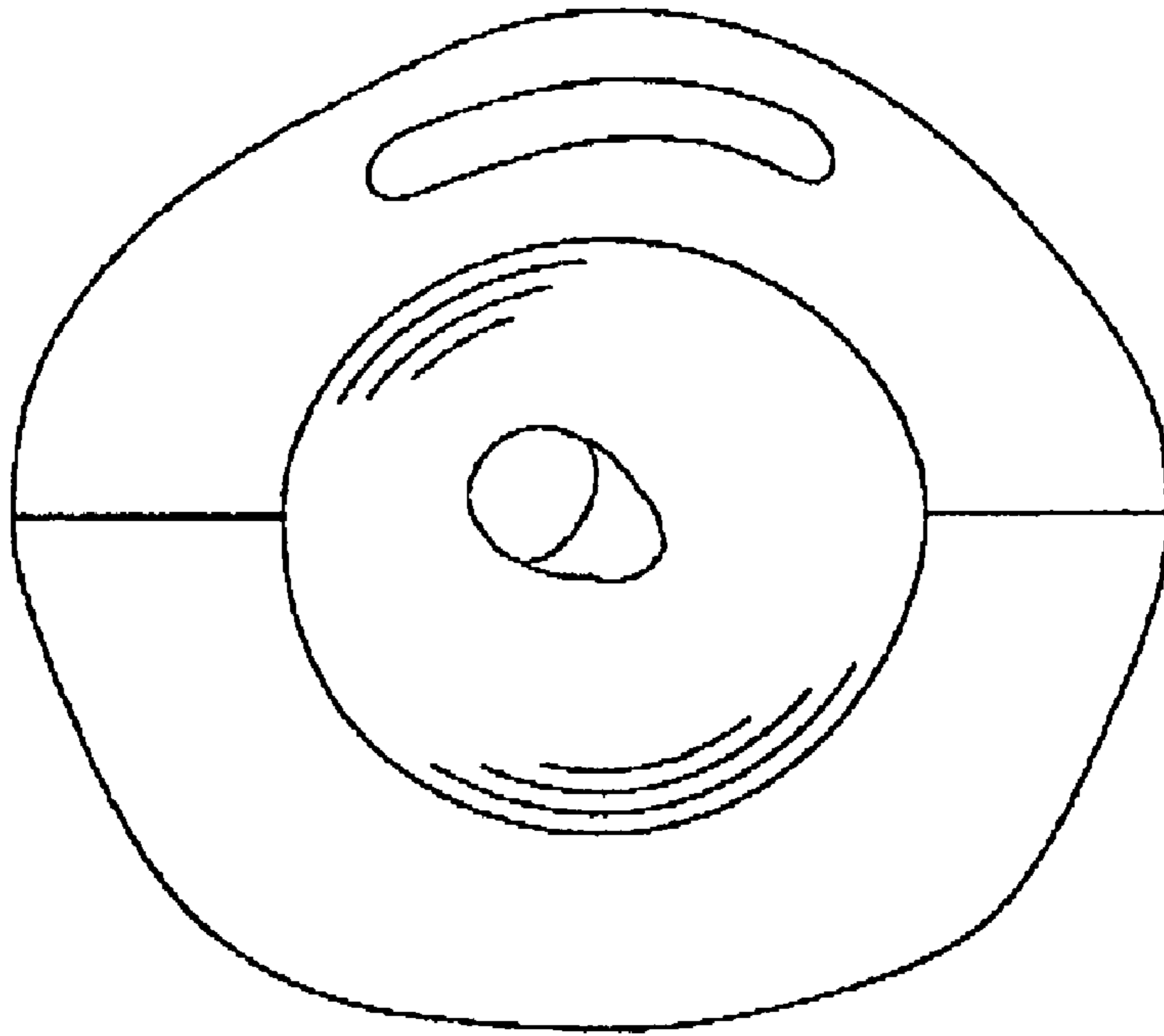


FIG. 5

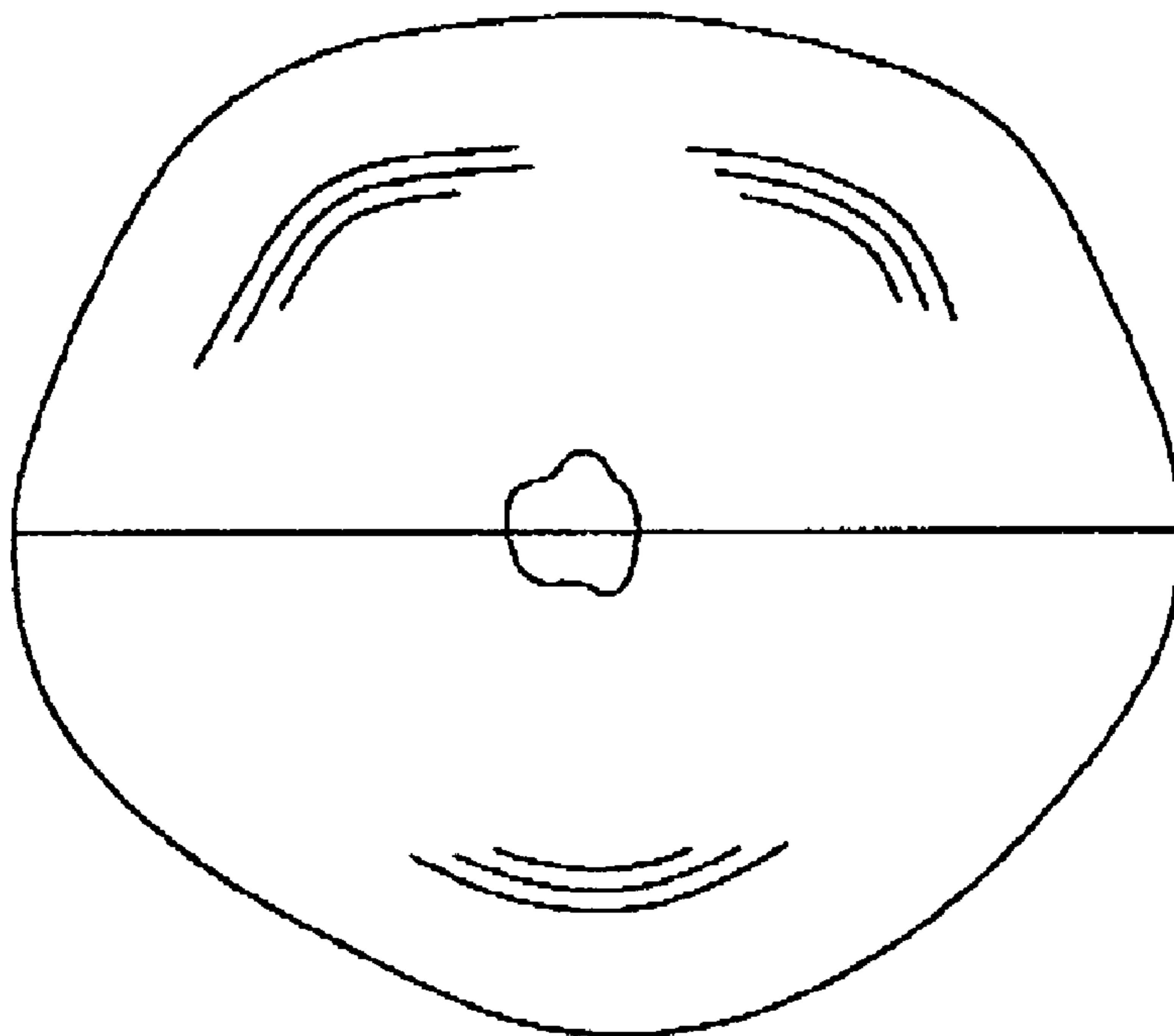


FIG. 6

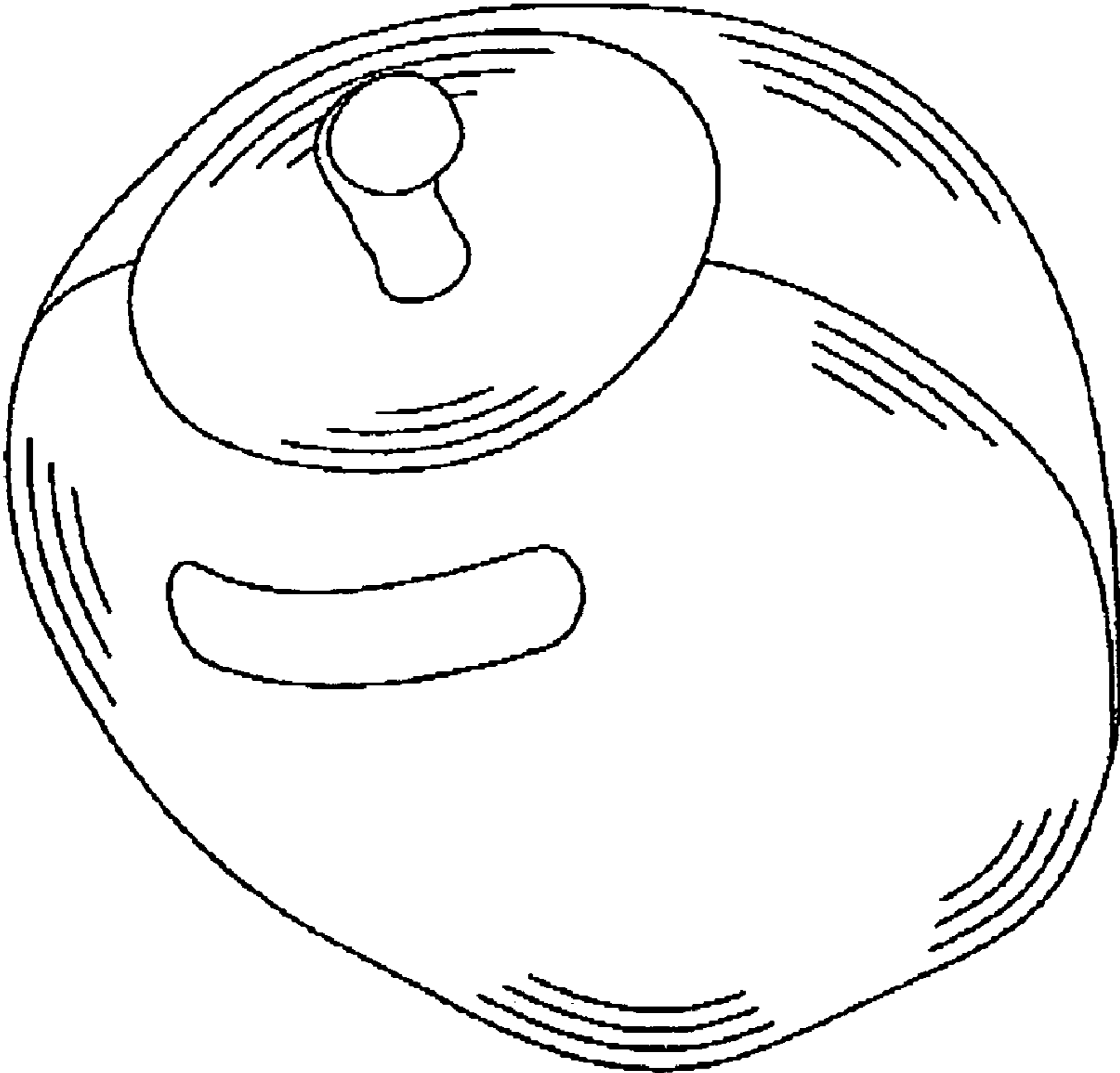


FIG. 7

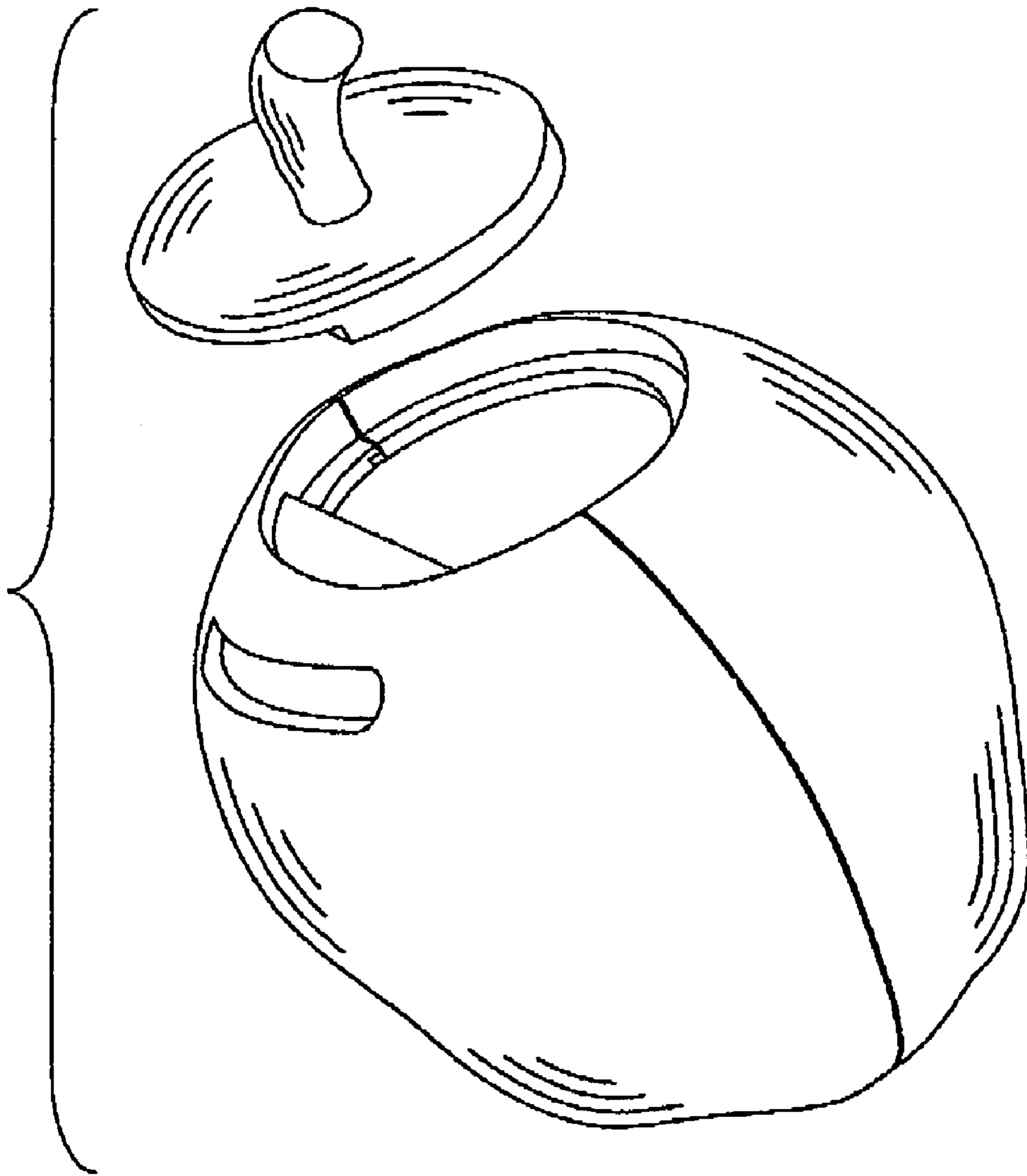


FIG. 8