

US00D641525S

(12) **United States Design Patent**
Sweeney et al.

(10) **Patent No.:** **US D641,525 S**
(45) **Date of Patent:** **** Jul. 12, 2011**

(54) **GLOVE**

(75) Inventors: **Sean Sweeney**, Jackson, NJ (US); **Eric Thompson**, Central, SC (US)

(73) Assignee: **Ansell Healthcare Products LLC**, Red Bank, NJ (US)

(**) Term: **14 Years**

(21) Appl. No.: **29/365,611**

(22) Filed: **Jul. 12, 2010**

Related U.S. Application Data

(63) Continuation of application No. 29/353,858, filed on Jan. 15, 2010.

(51) **LOC (9) Cl.** **02-06**

(52) **U.S. Cl.** **D29/117.2**

(58) **Field of Classification Search** D2/610, D2/612, 614-623; D29/113, 115, 116.2, D29/117.1-119, 120.1, 123; 2/16, 19, 20, 2/159, 161.1-161.8, 162, 198, 170, 455, 2/908, 910, 917; D24/190, 206, 188, 189, D24/208; D28/63; D32/40, 42, 43, 41; D21/807; D3/215, 224, 226, 218; 224/219, 222, 267, 224/237; 40/586, 633; 15/104.94, 107, 227; D4/134; D20/33

See application file for complete search history.

(56) **References Cited**

U.S. PATENT DOCUMENTS

2,058,221	A *	10/1936	Ferguson	2/168
5,564,127	A *	10/1996	Manne	2/161.7
D379,680	S	6/1997	Fabry		
D381,132	S	7/1997	Fabry		
D500,396	S *	1/2005	Akagi	D2/617
D513,655	S	1/2006	Mattesky		
D514,771	S	2/2006	Jaeger		
D514,772	S	2/2006	Bevier		
D515,782	S	2/2006	Mettesky		

D515,783	S	2/2006	Mattesky		
D515,784	S	2/2006	Mattesky		
D516,277	S	3/2006	Mattesky		
D522,698	S *	6/2006	Yamamoto	D29/117.2
D522,716	S *	6/2006	Kishihara et al.	D2/623
7,100,212	B2	9/2006	Jaeger		
D536,837	S	2/2007	Jaeger		
D540,991	S	4/2007	Kishihara et al.		
D555,327	S	11/2007	Kishihara et al.		
D555,876	S	11/2007	Kishihara et al.		
D566,377	S *	4/2008	Kishihara et al.	D2/619
D568,003	S	4/2008	Jaeger		
D569,579	S	5/2008	Kishihara et al.		
D608,978	S	2/2010	Votel		
2004/0025226	A1	2/2004	Jaeger		
2006/0143767	A1 *	7/2006	Yang et al.	2/16
2007/0083980	A1 *	4/2007	Yang et al.	2/167
2008/0201823	A1	8/2008	Jaeger		

* cited by examiner

Primary Examiner — Raphael Barkai

Assistant Examiner — Randall Gholson

(74) *Attorney, Agent, or Firm* — Moser IP Law Group

(57) **CLAIM**

The ornamental design for a glove, substantially as shown and described.

DESCRIPTION

FIG. 1 is a back view of a glove embodying the new design; FIG. 2 is a front view of a glove embodying the new design; FIG. 3 is a right view of a glove embodying the new design; FIG. 4 is a left view of a glove embodying the new design; FIG. 5 is a top view of a glove embodying the new design; and,

FIG. 6 is a bottom view of a glove embodying the new design. All figures illustrate right hand glove designs, it is to be understood that the invention includes left hand glove designs which would be illustrated as mirror images of any or all of the view shown in FIGS. 1-12.

The broken lines shown on the drawings form no part of the claimed design.

1 Claim, 5 Drawing Sheets





FIG. 1



FIG. 2




FIG. 3




FIG. 4

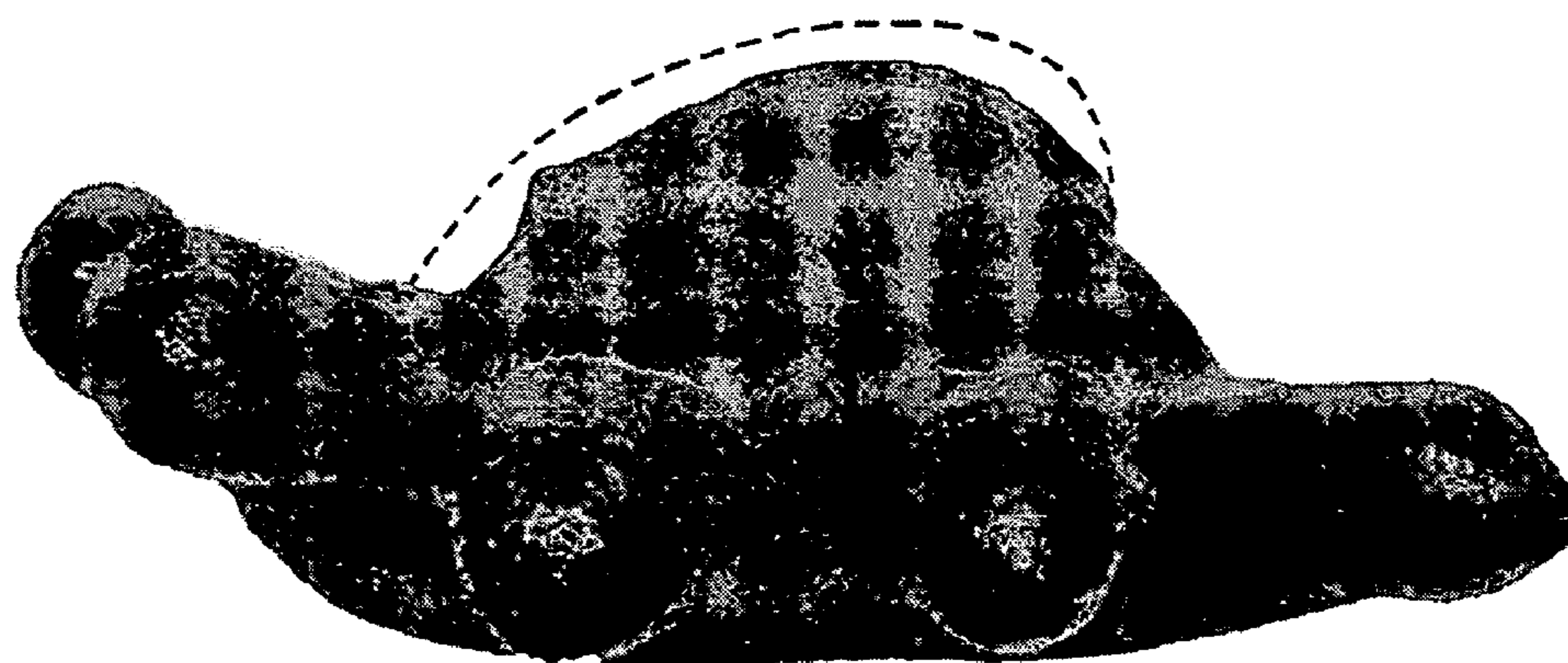


FIG. 5

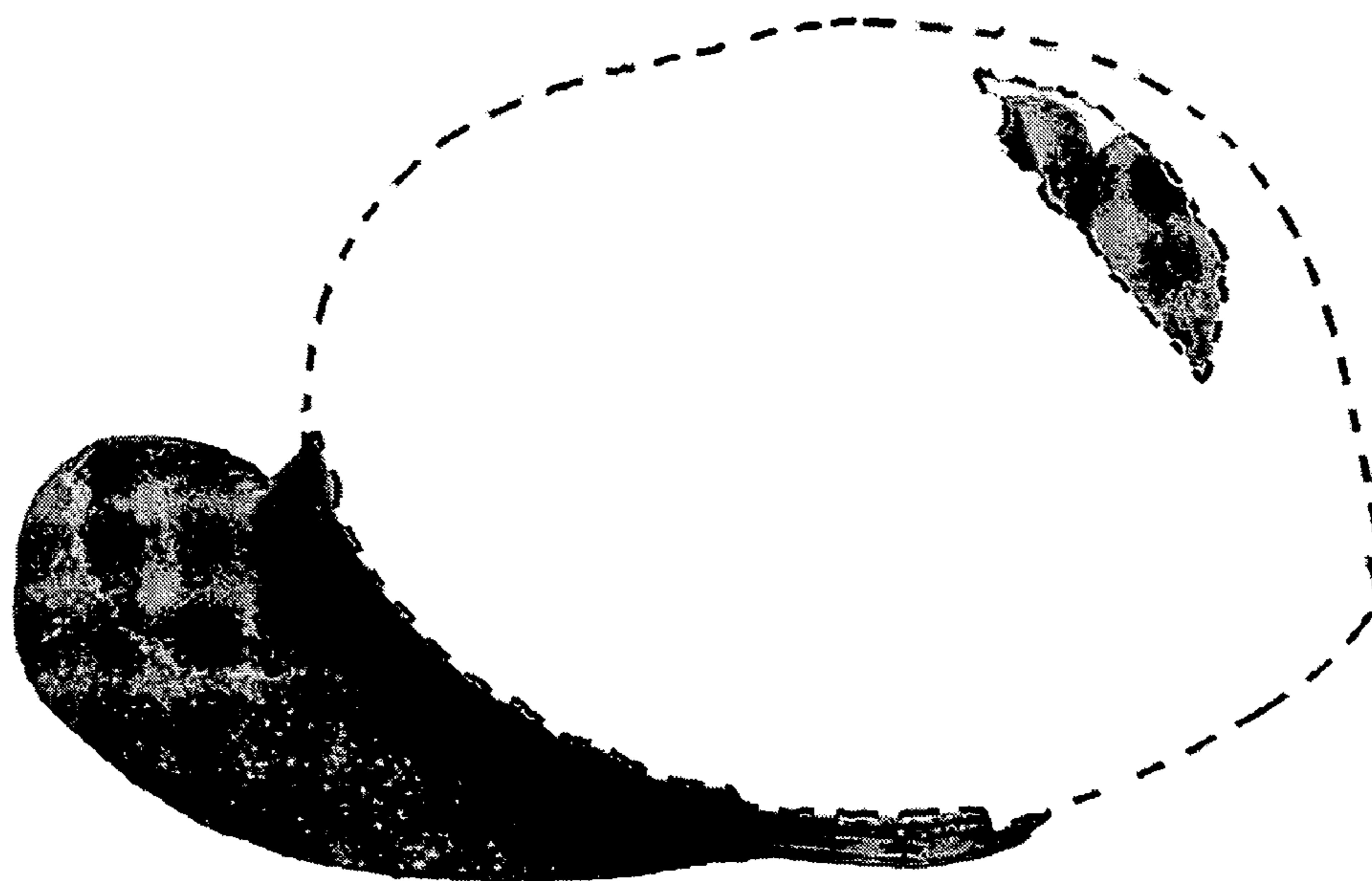


FIG. 6