



US00D641516S

(12) **United States Design Patent**
Chen

(10) **Patent No.:** **US D641,516 S**
(45) **Date of Patent:** **** Jul. 12, 2011**

(54) **SOLAR LAMP WITH PETAL SHADE**

(75) Inventor: **Chi Gon Chen**, Guang Zhou (CN)

(73) Assignee: **International Development LLC**,
Roanoke, TX (US)

(**) Term: **14 Years**

(21) Appl. No.: **29/379,441**

(22) Filed: **Nov. 19, 2010**

Related U.S. Application Data

(63) Continuation-in-part of application No. 29/364,243,
filed on Jun. 21, 2010, now Pat. No. Des. 629,137.

(51) **LOC (9) Cl.** **26-05**

(52) **U.S. Cl.** **D26/68**

(58) **Field of Classification Search** D26/67-71,
D26/73, 85, 101, 125, 128; 362/147, 152,
362/153, 153.1, 183, 185, 431, 653
See application file for complete search history.

(56) **References Cited**

U.S. PATENT DOCUMENTS

D28,734 S *	5/1898	Muller	D26/101
D71,107 S *	9/1926	Gorowitz	D26/101
D73,636 S *	10/1927	Block	D26/101
D76,001 S *	8/1928	Broch	D6/412
D84,104 S *	5/1931	Rithner	D26/127
D120,162 S *	4/1940	Robsjohn-Gibbings	D26/101
D130,923 S *	12/1941	Philipovich	D26/101

D149,729 S *	5/1948	Aronek	D26/101
D235,797 S *	7/1975	Friedberg	D26/68
D349,359 S *	8/1994	McLaughlin, II	D26/101
D365,411 S *	12/1995	Yan	D26/125
D408,573 S *	4/1999	Kay	D26/68
D425,650 S *	5/2000	Salcedo Ramos	D26/101
D598,152 S *	8/2009	Tortel	D26/68
D629,134 S *	12/2010	Chen	D26/68
D629,135 S *	12/2010	Chen	D26/68
D629,136 S *	12/2010	Chen	D26/68
D629,137 S *	12/2010	Chen	D26/68
2008/0130273 A1 *	6/2008	Norton et al.	362/122

* cited by examiner

Primary Examiner — Clare E Heflin

(74) *Attorney, Agent, or Firm* — David W. Carstens; Jeffrey G. Degenfelder; Carstens & Cahoon, LLP

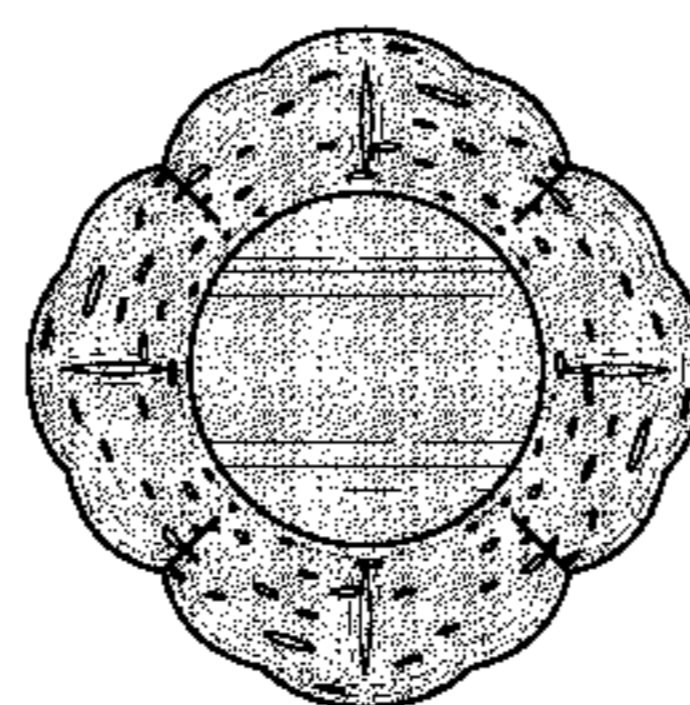
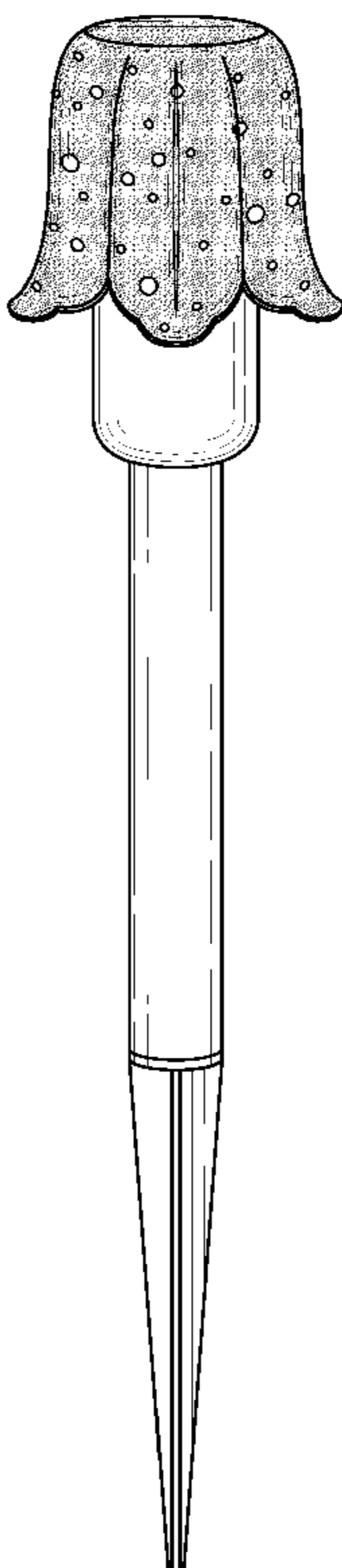
(57) **CLAIM**

The ornamental design for a solar lamp with petal shade, as shown and described.

DESCRIPTION

FIG. 1 is a perspective view of the solar lamp with petal shade of the present invention;
FIG. 2 is a front elevation view thereof; the rear elevation view being a mirror image thereof;
FIG. 3 is a left side elevation view thereof; the right side elevation view being a mirror image thereof;
FIG. 4 is a bottom plan view thereof; and,
FIG. 5 is a top plan view thereof.
Areas containing stippling have a color that is different from regions having no stippling.

1 Claim, 2 Drawing Sheets



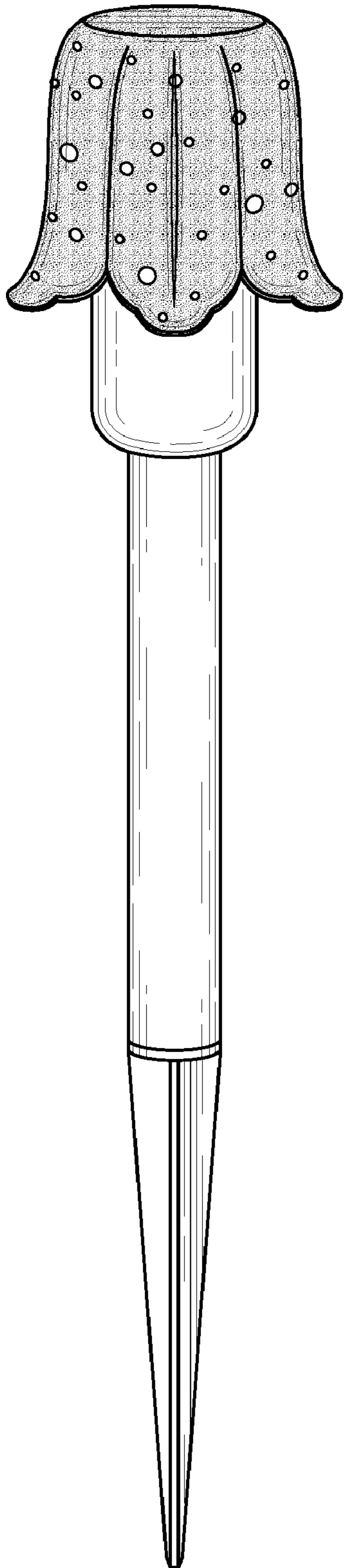


FIG. 1

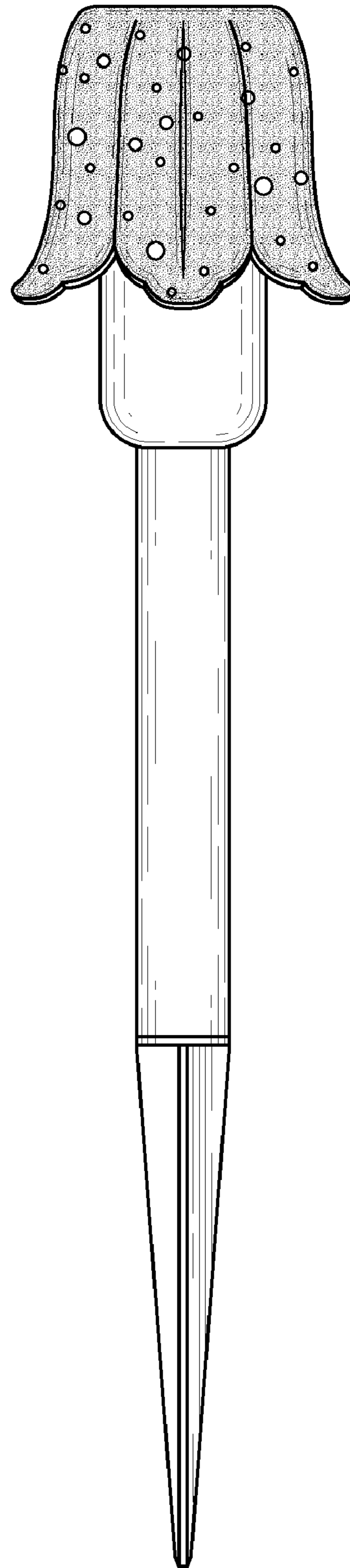


FIG. 2

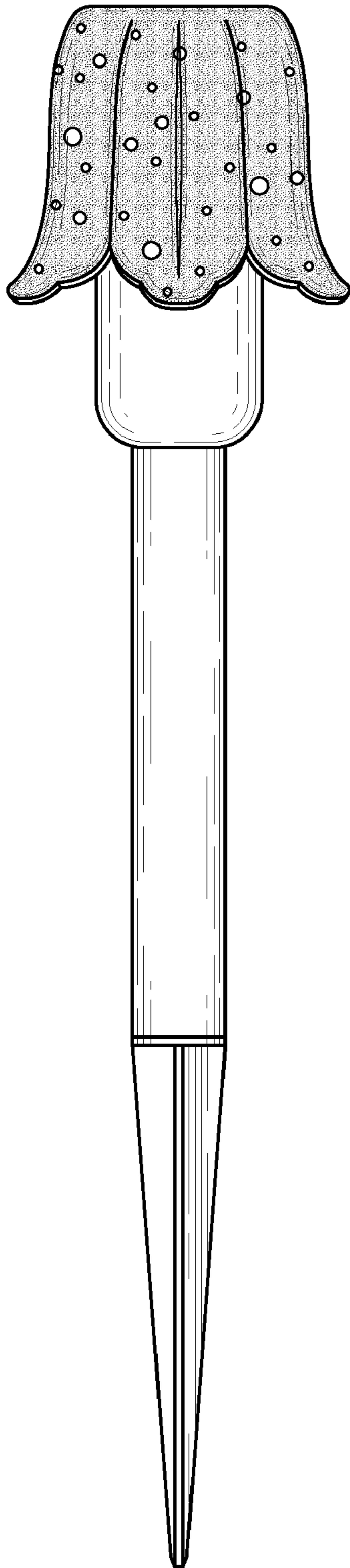


FIG. 3




FIG. 4

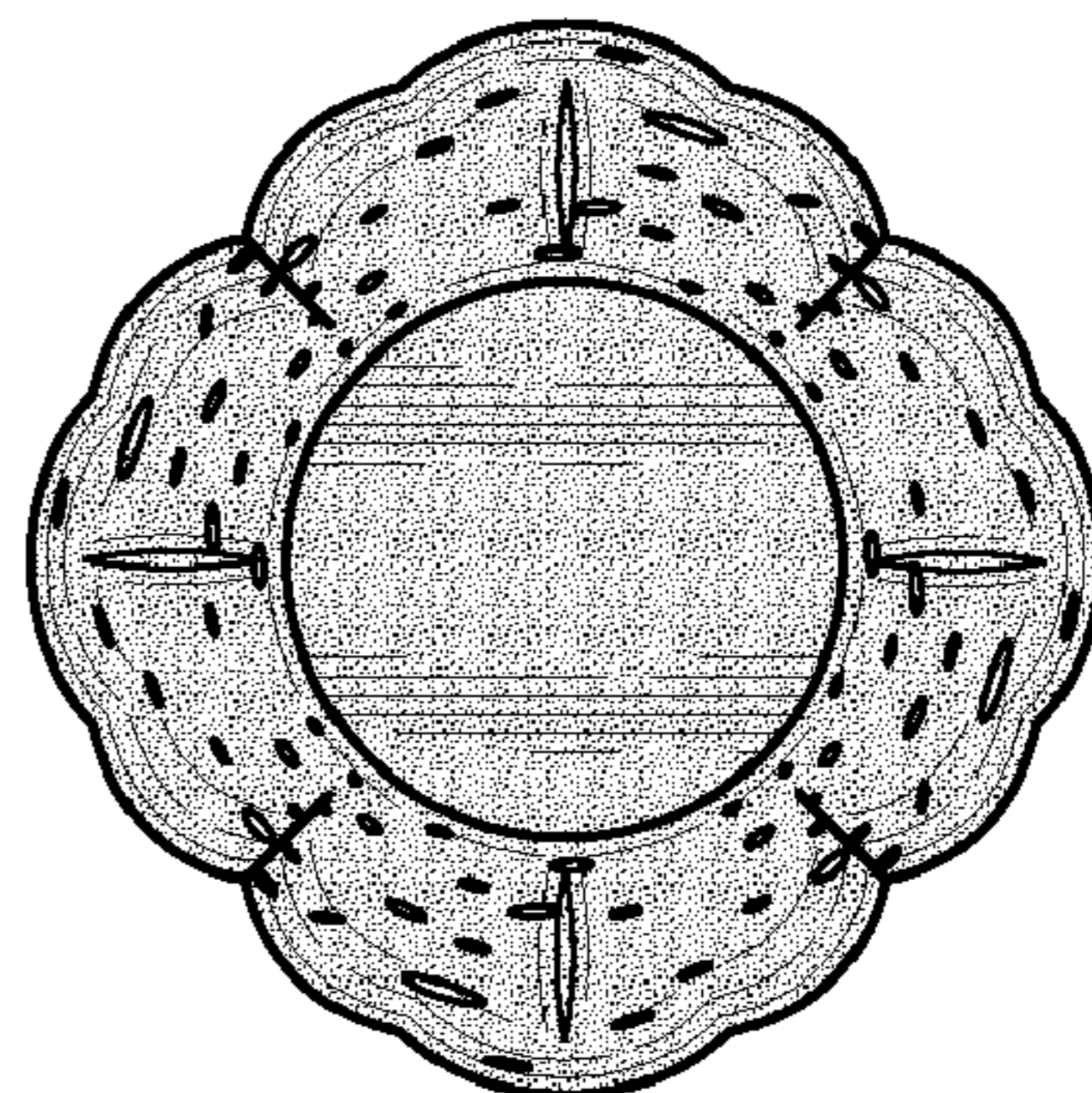


FIG. 5