



US00D641486S

(12) **United States Design Patent**
Larsen et al.

(10) **Patent No.:** **US D641,486 S**
(45) **Date of Patent:** **** Jul. 12, 2011**

(54) **SPA SHELL**
(75) Inventors: **Christopher Carl Larsen**, Vista, CA
(US); **Sage Nathan Baker**, Cardiff, CA
(US)
(73) Assignee: **Watkins Manufacturing Corporation**,
Vista, CA (US)
(**) Term: **14 Years**
(21) Appl. No.: **29/382,883**
(22) Filed: **Jan. 10, 2011**
(51) **LOC (9) Cl.** **23-02**
(52) **U.S. Cl.** **D24/204**
(58) **Field of Classification Search** D24/201,
D24/204, 205; D23/277, 278, 276, 280.1-280.3;
601/154-158; 4/541.1-541.6, 547, 578.1,
4/579
See application file for complete search history.

D517,697 S 3/2006 Larsen
D527,828 S 9/2006 Larsen
D528,661 S * 9/2006 Loyd D24/204
D528,663 S * 9/2006 Loyd D24/204
D529,181 S * 9/2006 Loyd D24/204
D531,731 S 11/2006 Larsen
D542,416 S 5/2007 Larsen
D542,925 S 5/2007 Larsen
D543,282 S 5/2007 Larsen
D543,283 S 5/2007 Larsen
D550,371 S 9/2007 Larsen
D551,356 S * 9/2007 Loyd D24/204
D551,357 S * 9/2007 Loyd D24/204
D552,746 S * 10/2007 Loyd D24/204
D565,190 S * 3/2008 Lenci D24/204
D589,624 S 3/2009 Larsen
D590,951 S 4/2009 Larsen
D592,736 S * 5/2009 Cunningham D23/277
D592,737 S * 5/2009 Cunningham D23/277

(Continued)

Primary Examiner — David Muller
(74) *Attorney, Agent, or Firm* — Nirav D. Parikh; Lora J.
Graentzdoerffer; Edgar A. Zarins

(56) **References Cited**
U.S. PATENT DOCUMENTS

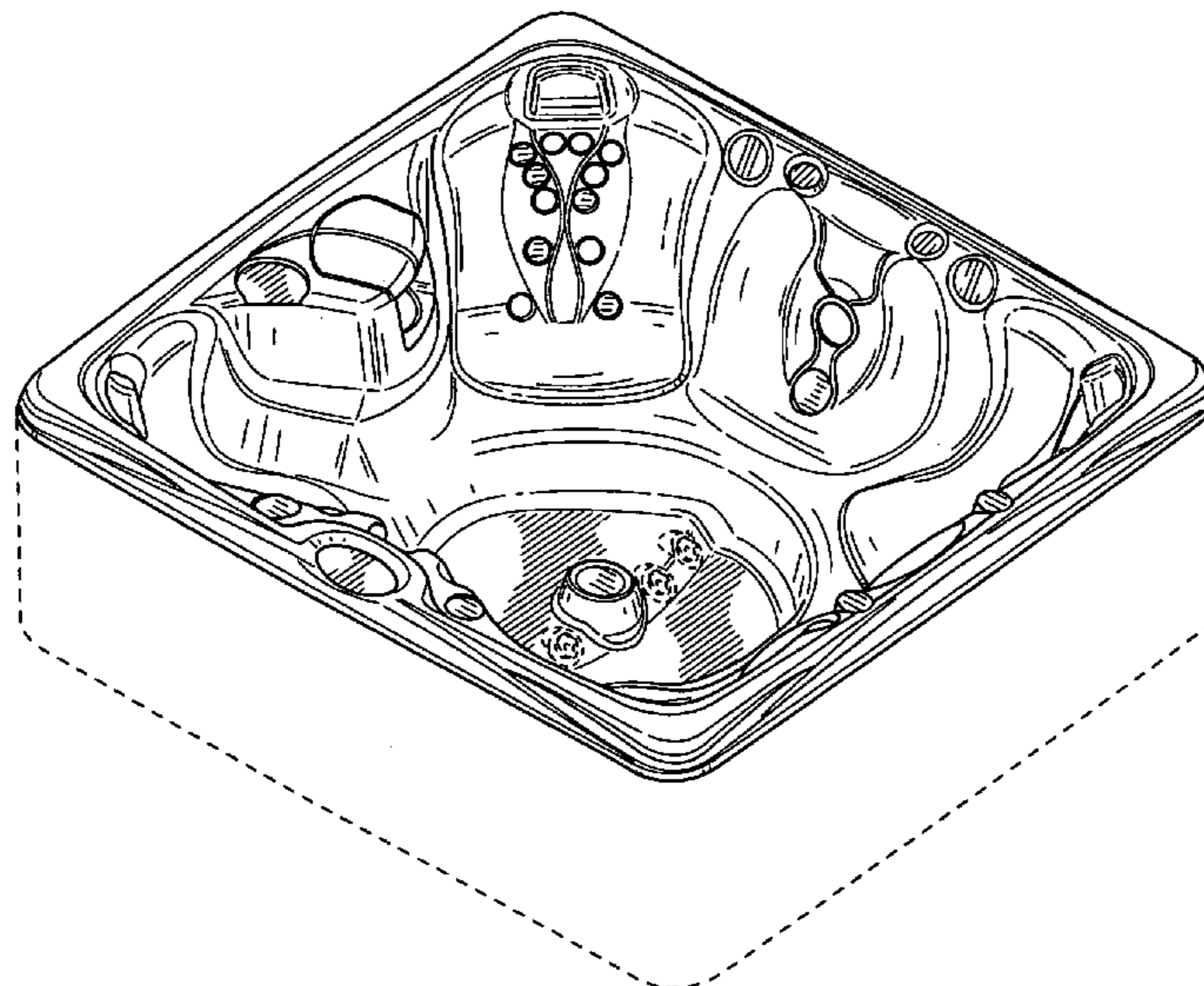
- D288,125 S 2/1987 Watkins
- D367,708 S 3/1996 Lawing et al.
- D368,530 S 4/1996 Lawing et al.
- D387,869 S 12/1997 Larsen
- D387,870 S 12/1997 Larsen
- D405,181 S 2/1999 Larsen
- D405,182 S 2/1999 Larsen
- D405,185 S 2/1999 Larsen
- D405,186 S 2/1999 Larsen
- D431,297 S 9/2000 Larsen et al.
- D436,178 S 1/2001 Larsen et al.
- D445,904 S 7/2001 Larsen
- D446,309 S 8/2001 Bower
- D446,310 S 8/2001 Bower
- D446,862 S 8/2001 Larsen et al.
- D463,028 S 9/2002 Bower
- D463,569 S 9/2002 Bower
- D465,576 S 11/2002 Larsen
- D496,107 S 9/2004 Larsen

(57) **CLAIM**
The ornamental design for a spa shell, as shown and described.

DESCRIPTION

FIG. 1 is a perspective view of a spa shell showing our design; FIG. 2 is a perspective view thereof; FIG. 3 is a top plan view thereof; FIG. 4 is a cross-sectional view taken along 4-4 of FIG. 3; FIG. 5 is a cross-sectional view taken along 5-5 of FIG. 3; FIG. 6 is a cross-sectional view taken along 6-6 of FIG. 3; and, FIG. 7 is a cross-sectional view taken along 7-7 of FIG. 3. The broken-line disclosure in the views represents portions of the article in which the claimed design is embodied, but which form no part of the claimed design.

1 Claim, 5 Drawing Sheets



US D641,486 S

Page 2

U.S. PATENT DOCUMENTS

D600,816 S	9/2009	Larsen	
D601,263 S	9/2009	Larsen	
D611,612 S	3/2010	Nering	
D614,776 S *	4/2010	Loyd	D24/204
D616,104 S	5/2010	Larsen et al.	
D616,105 S	5/2010	Larsen et al.	
D616,106 S	5/2010	Larsen et al.	
D616,999 S	6/2010	Larsen et al.	
D620,599 S	7/2010	Larsen et al.	
D620,600 S	7/2010	Larsen et al.	
D621,946 S	8/2010	Larsen et al.	
D621,947 S	8/2010	Larsen et al.	
D624,657 S	9/2010	Larsen et al.	
D628,302 S	11/2010	Larsen et al.	
D634,019 S *	3/2011	Larsen et al.	D24/204
D634,020 S *	3/2011	Larsen et al.	D24/204
D634,021 S *	3/2011	Larsen et al.	D24/204

* cited by examiner

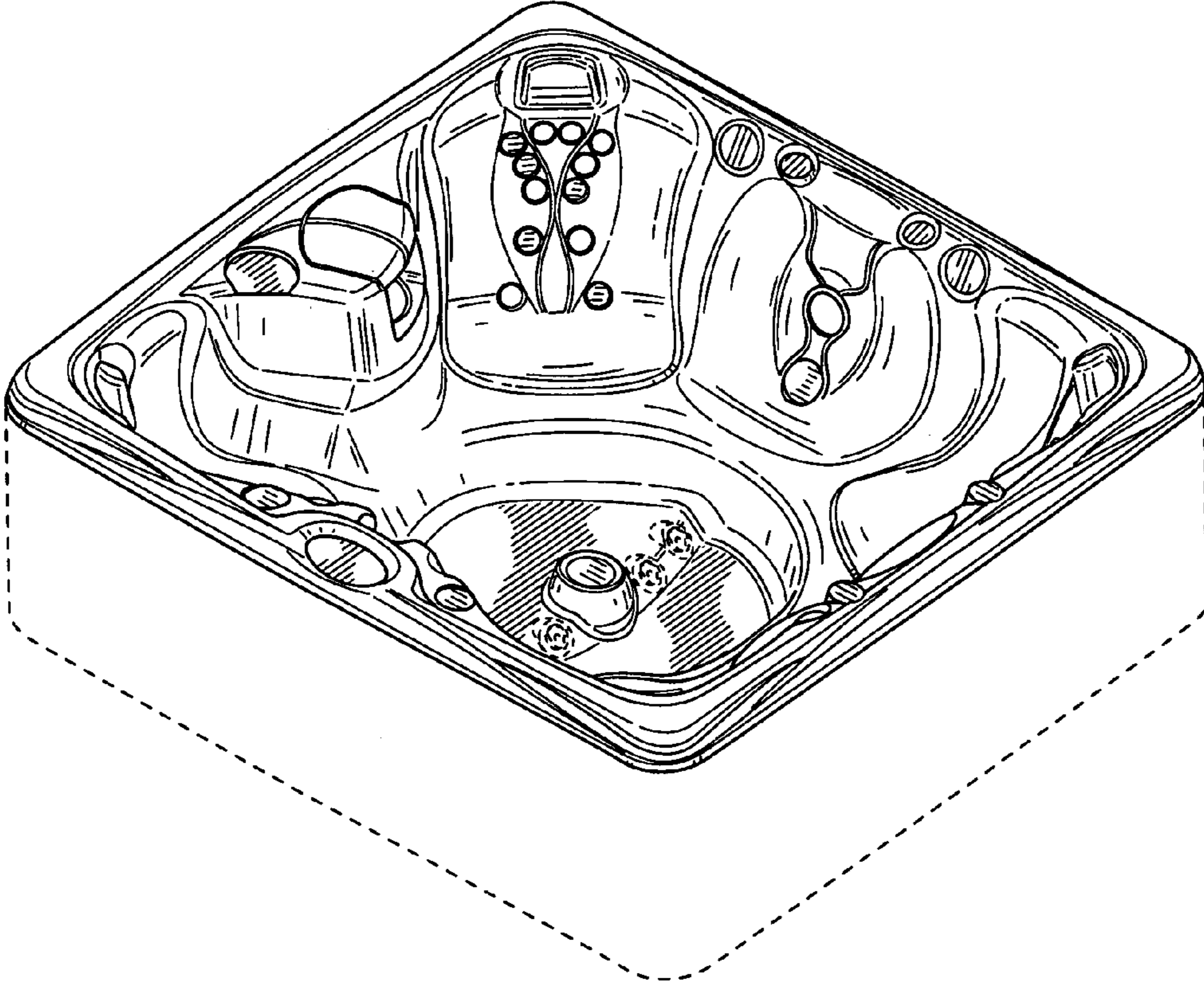


FIG. 1

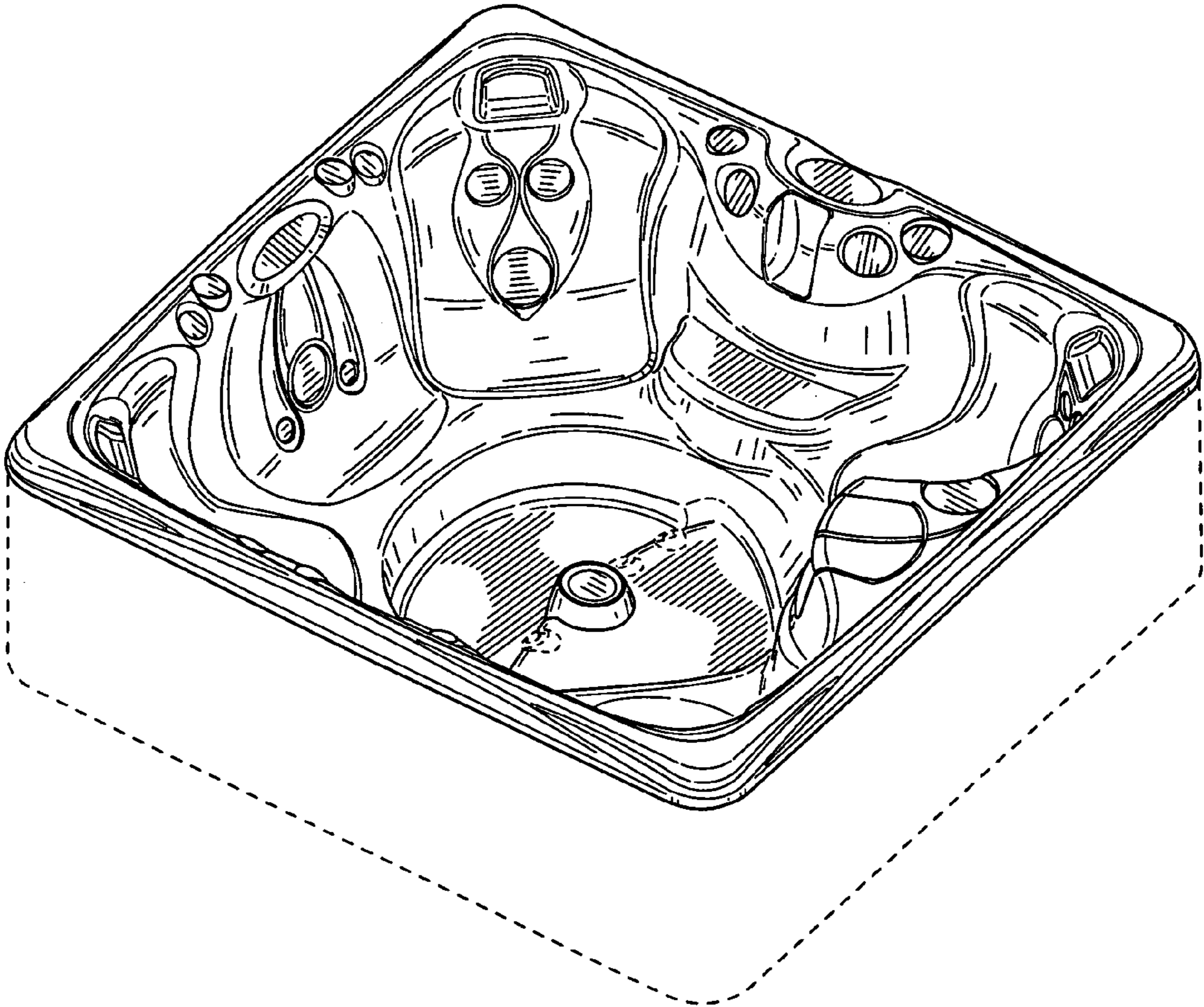


FIG. 2

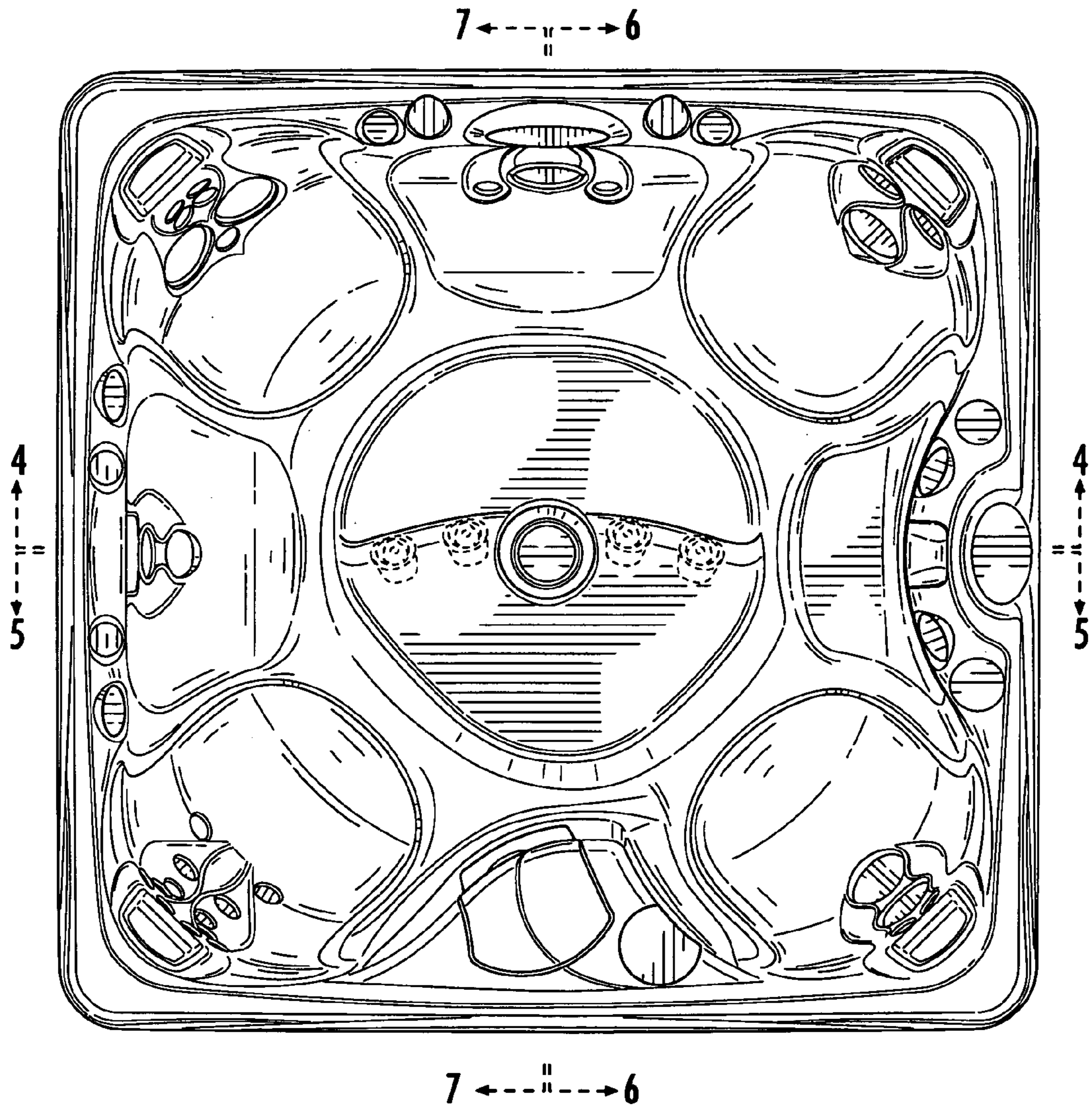


FIG. 3

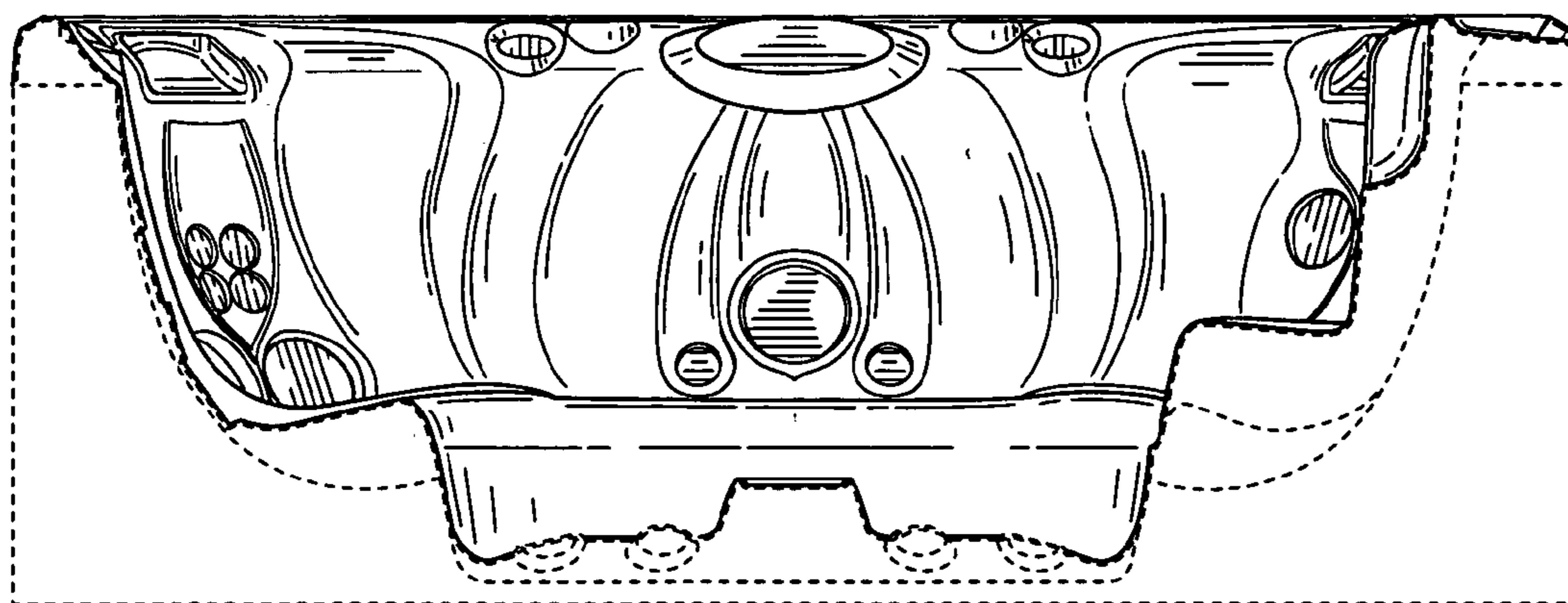


FIG. 4

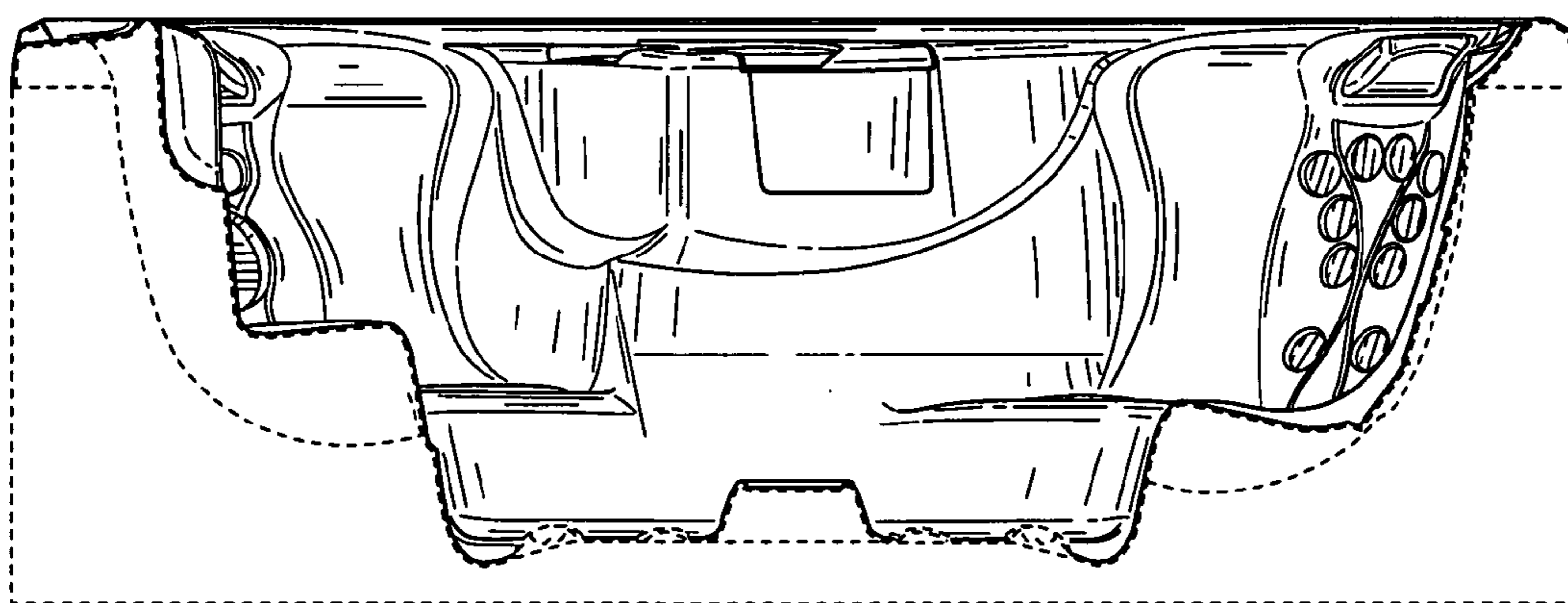


FIG. 5




FIG. 6

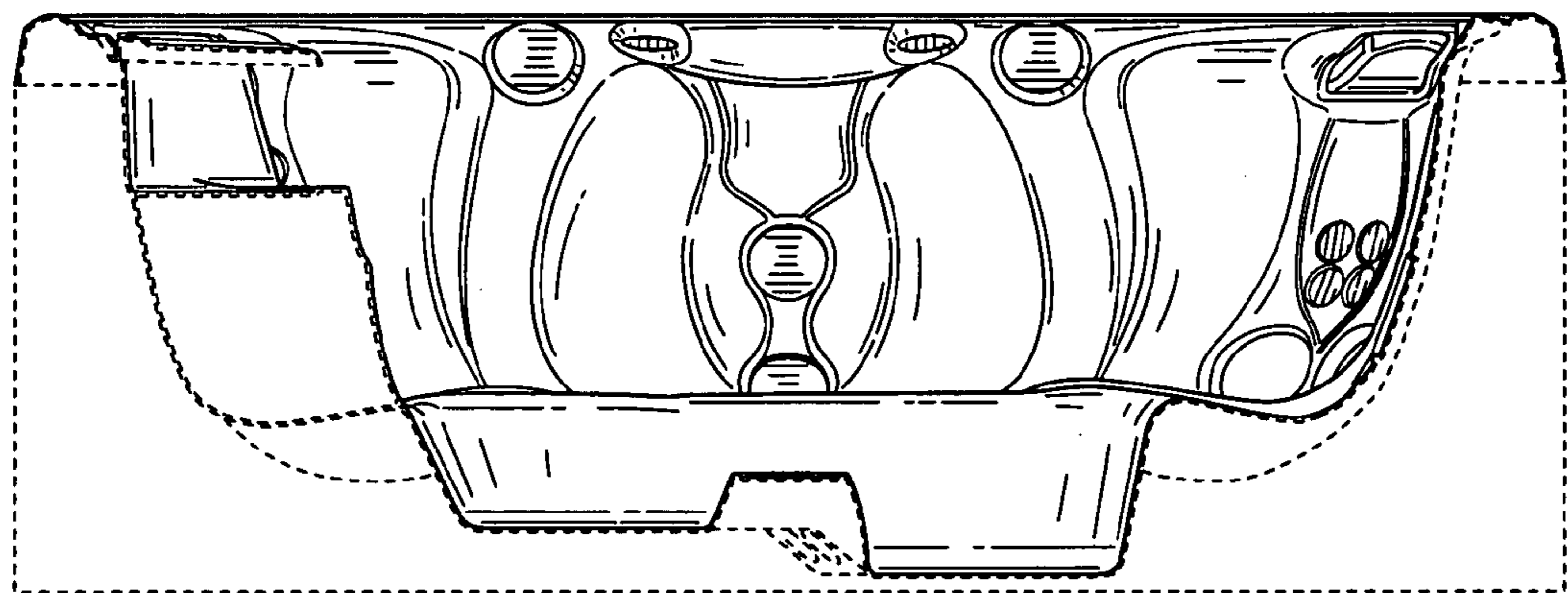


FIG. 7