



US00D641482S

(12) **United States Design Patent**
Robertson et al.

(10) **Patent No.:** **US D641,482 S**
(45) **Date of Patent:** **** Jul. 12, 2011**

(54) **ORTHOSIS COMPONENT**

(75) Inventors: **Brice Robertson**, Rancho Santa Margarita, CA (US); **Arni Thor Ingimundarson**, Ladera Ranch, CA (US)

(73) Assignee: **Ossur HF**, Reykjavik (IS)

(**) Term: **14 Years**

(21) Appl. No.: **29/362,383**

(22) Filed: **May 25, 2010**

(51) **LOC (9) Cl.** **24-01**

(52) **U.S. Cl.** **D24/190**

(58) **Field of Classification Search** D24/190, D24/191; 602/5, 17-20, 36-37; 128/97.1, 128/99.1, 102.1, 106.1, 108.1, DIG. 23; 2/16, 2/94, 102; D29/100, 101.1-101.4; D2/829; 606/54

See application file for complete search history.

(56) **References Cited**

U.S. PATENT DOCUMENTS

1,154,689	A *	9/1915	Bradley	2/2.5
1,316,915	A	9/1919	Meyer et al.		
1,948,785	A	2/1934	Dondelinger		
1,981,157	A	11/1934	Walter		
2,808,050	A	10/1957	Ward		
2,904,040	A	9/1959	Hale		
2,973,030	A *	2/1961	Matthewson	297/393
3,182,655	A *	5/1965	Nelkin	602/19
3,771,513	A	11/1973	Velazquez		
3,945,376	A	3/1976	Kuehnegger		
4,173,973	A	11/1979	Hendricks		
4,230,101	A	10/1980	Gold		
4,285,336	A	8/1981	Oebser et al.		
4,383,523	A	5/1983	Schurman		
D277,236	S *	1/1985	Gregory	D29/101.3
4,502,471	A	3/1985	Owens		
4,628,913	A	12/1986	Lerman		
4,648,390	A	3/1987	Friddle		
4,677,969	A	7/1987	Calabrese		
D293,354	S *	12/1987	Nelson	D21/683
4,807,605	A	2/1989	Mattingly		

D302,308	S *	7/1989	Russell	D24/190
4,976,257	A	12/1990	Akin et al.		
5,121,741	A	6/1992	Bremer et al.		
5,135,471	A	8/1992	Houswerth		
D329,508	S *	9/1992	Fair	D29/101.2
5,171,296	A	12/1992	Herman		
5,342,289	A	8/1994	Munny		
5,437,614	A	8/1995	Grim		
5,531,669	A	7/1996	Varnau		
5,599,287	A	2/1997	Beczak, Sr. et al.		
5,632,724	A	5/1997	Lerman et al.		
6,010,472	A	1/2000	Schiller		
6,190,343	B1	2/2001	Heinz et al.		
6,213,968	B1	4/2001	Heinz et al.		
6,315,746	B1	11/2001	Garth et al.		

(Continued)

Primary Examiner — Susan E Krakower

(74) *Attorney, Agent, or Firm* — Bacon & Thomas, PLLC

(57) **CLAIM**

The ornamental design for an orthosis component, as shown and described.

DESCRIPTION

FIG. 1 is a rear perspective view of an orthosis component showing our design.

FIG. 2 is a front perspective view of the orthosis component of FIG. 1.

FIG. 3 is a front elevational view of the orthosis component of FIG. 1.

FIG. 4 is a rear elevational view of the orthosis component of FIG. 1.

FIG. 5 is a first side elevational view of the orthosis component of FIG. 1.

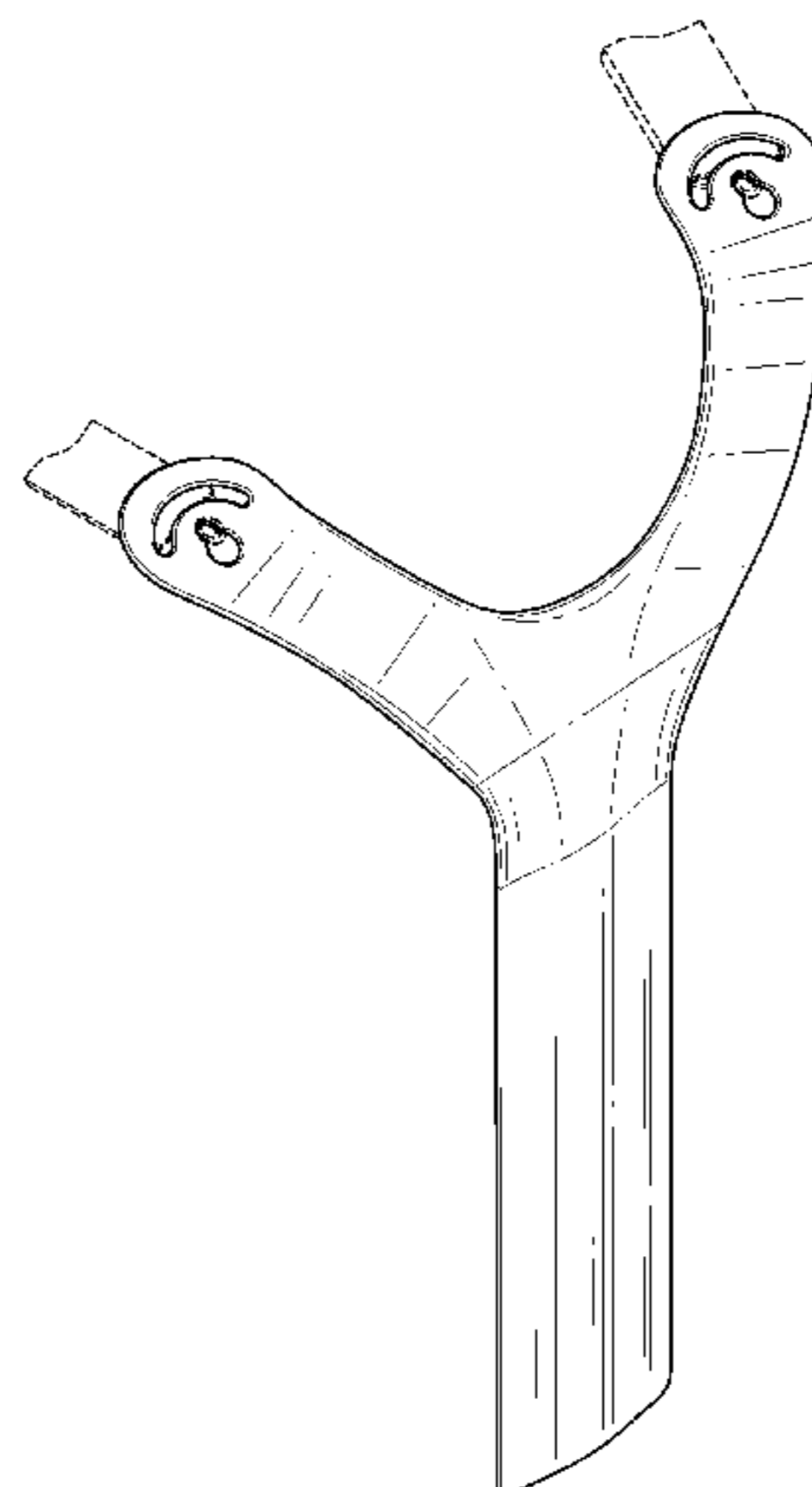
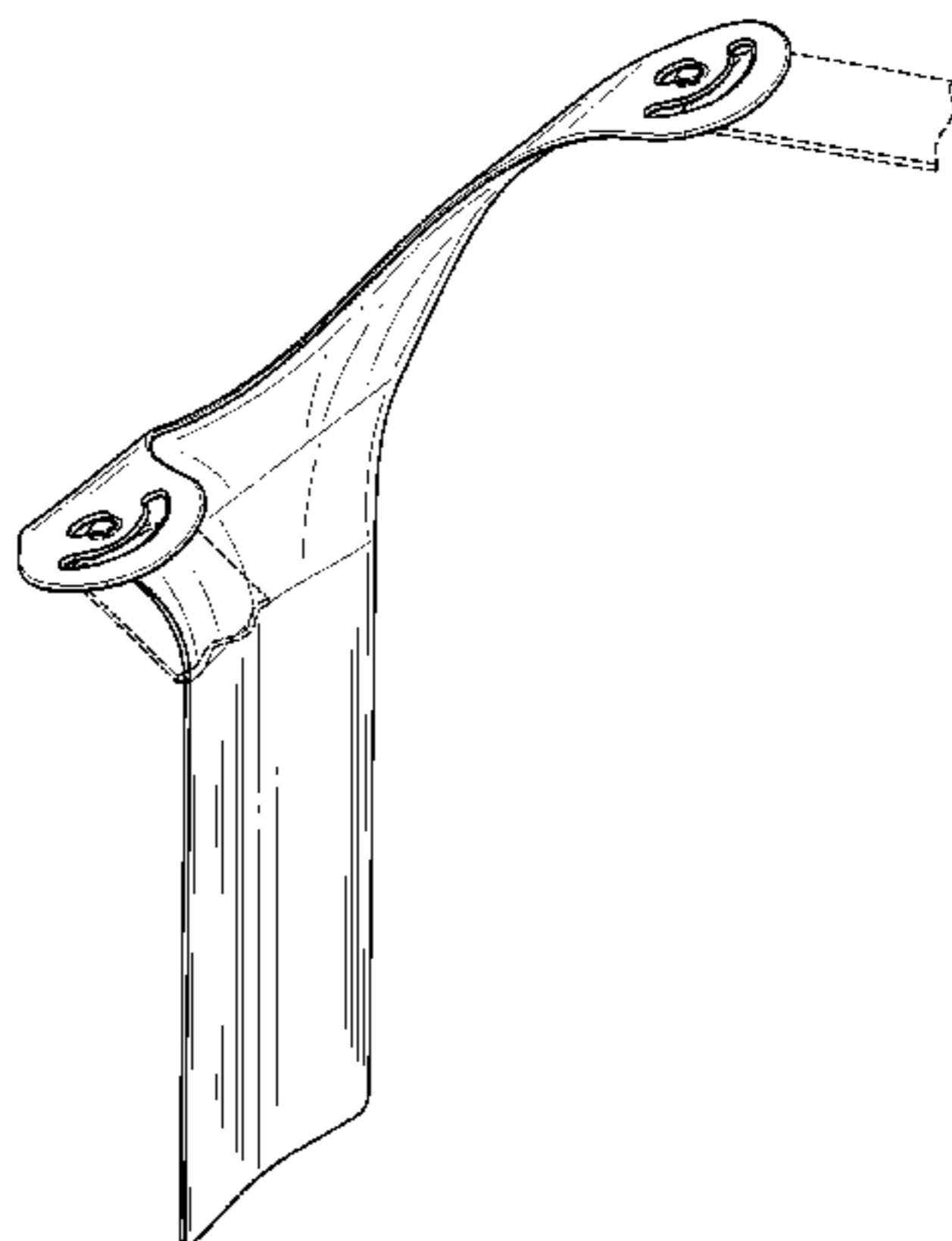
FIG. 6 is a second side elevational view of the orthosis component of FIG. 1.

FIG. 7 is a top plan view of the orthosis component of FIG. 1; and,

FIG. 8 is a bottom plan view of the orthosis component of FIG. 1.

The broken lines illustrate portions of the orthosis component which form no part of the claimed design.

1 Claim, 6 Drawing Sheets



US D641,482 S

Page 2

U.S. PATENT DOCUMENTS

6,471,665	B1	10/2002	Milbourn et al.	7,549,970	B2	6/2009	Tweardy
6,478,759	B1	11/2002	Modglin et al.	D597,212	S *	7/2009	Stiles D24/191
6,790,191	B1	9/2004	Hendricks	D615,249	S *	5/2010	McGuigan et al. D29/101.1
D501,078	S *	1/2005	Cabana D3/215	2001/0020144	A1	9/2001	Heinz et al.
7,025,737	B2 *	4/2006	Modglin 602/19	2003/0220594	A1	11/2003	Halvorson et al.
D556,383	S *	11/2007	Petzl D29/101.1				

* cited by examiner

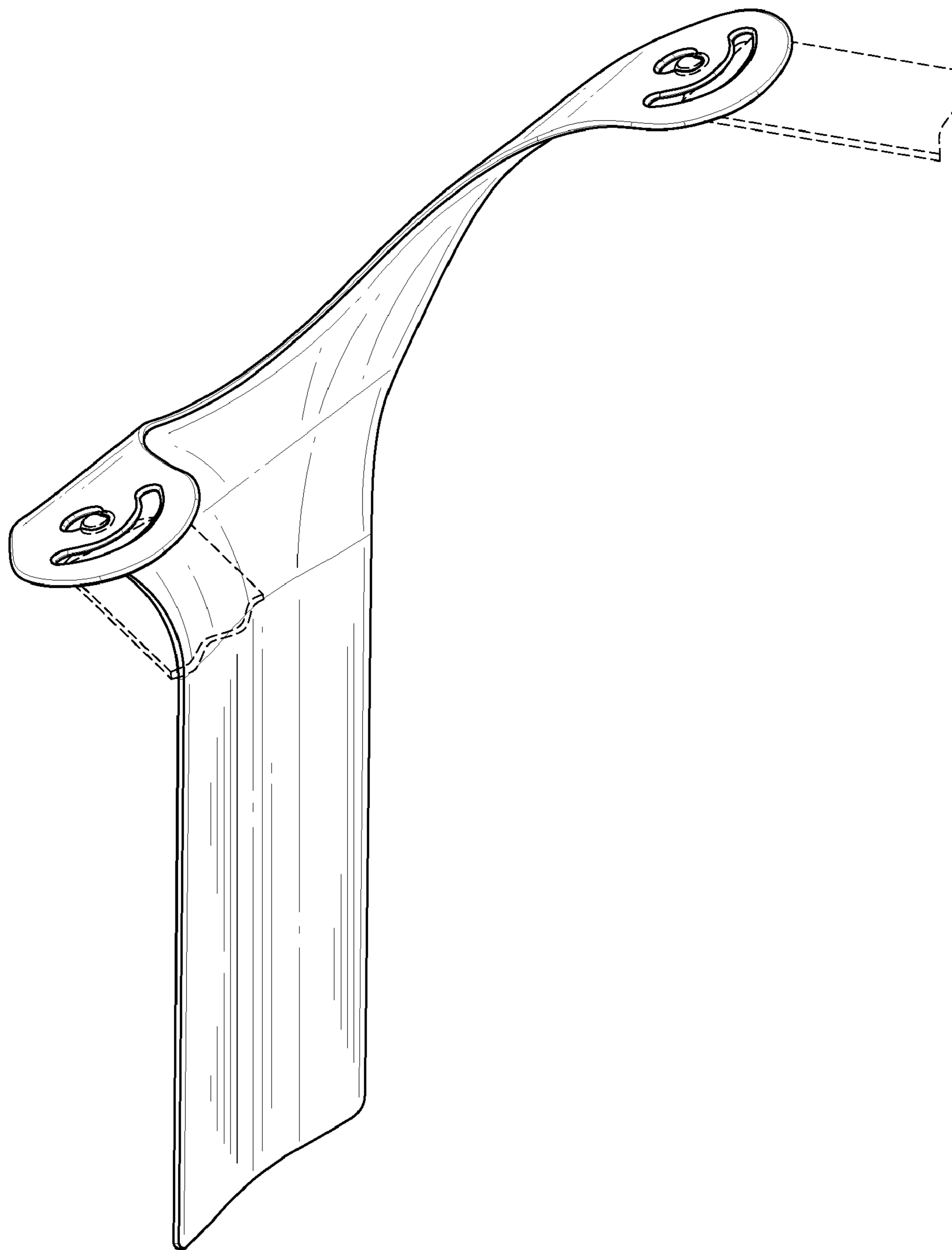


FIG. 1

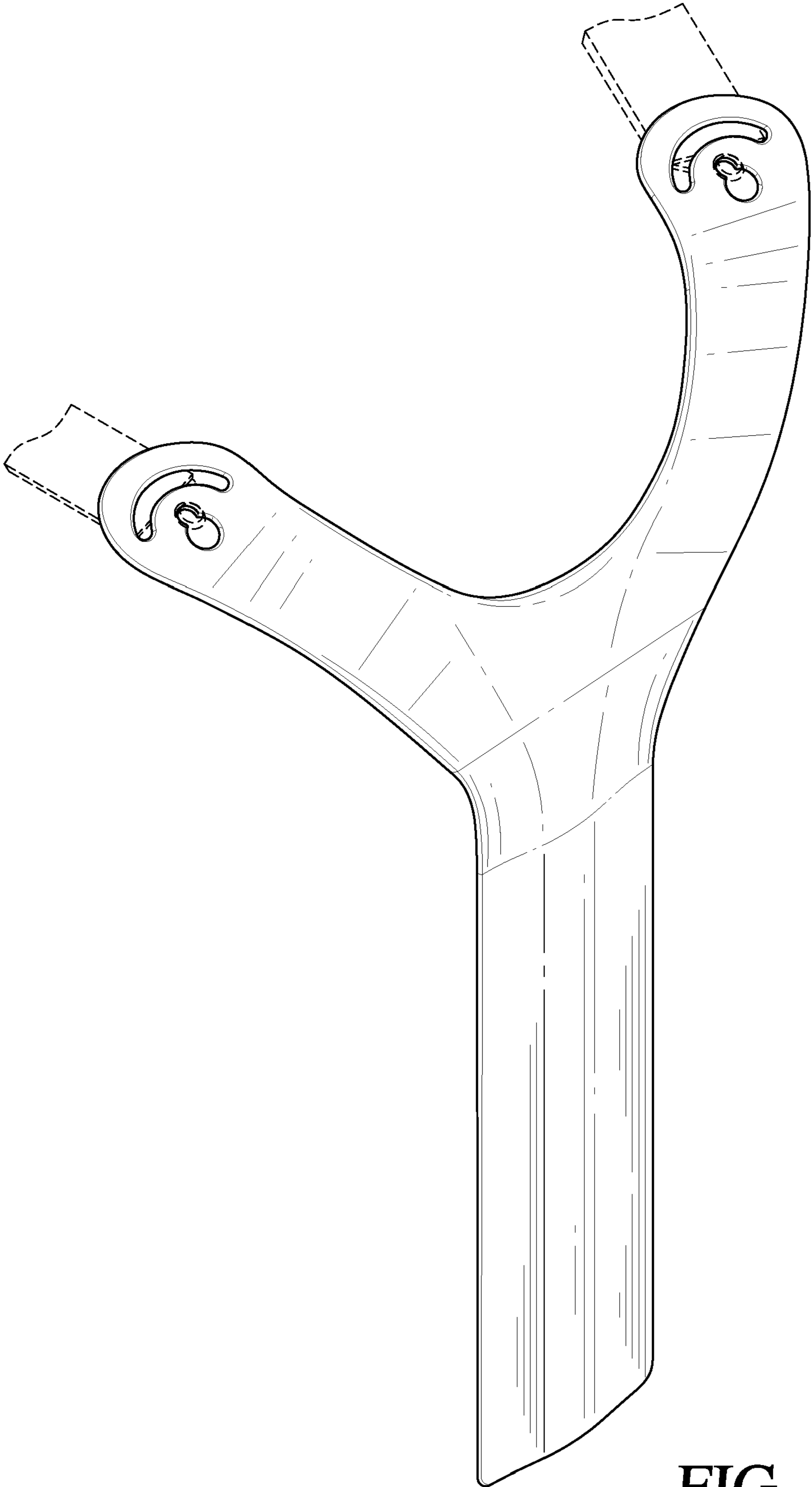


FIG. 2

FIG. 3

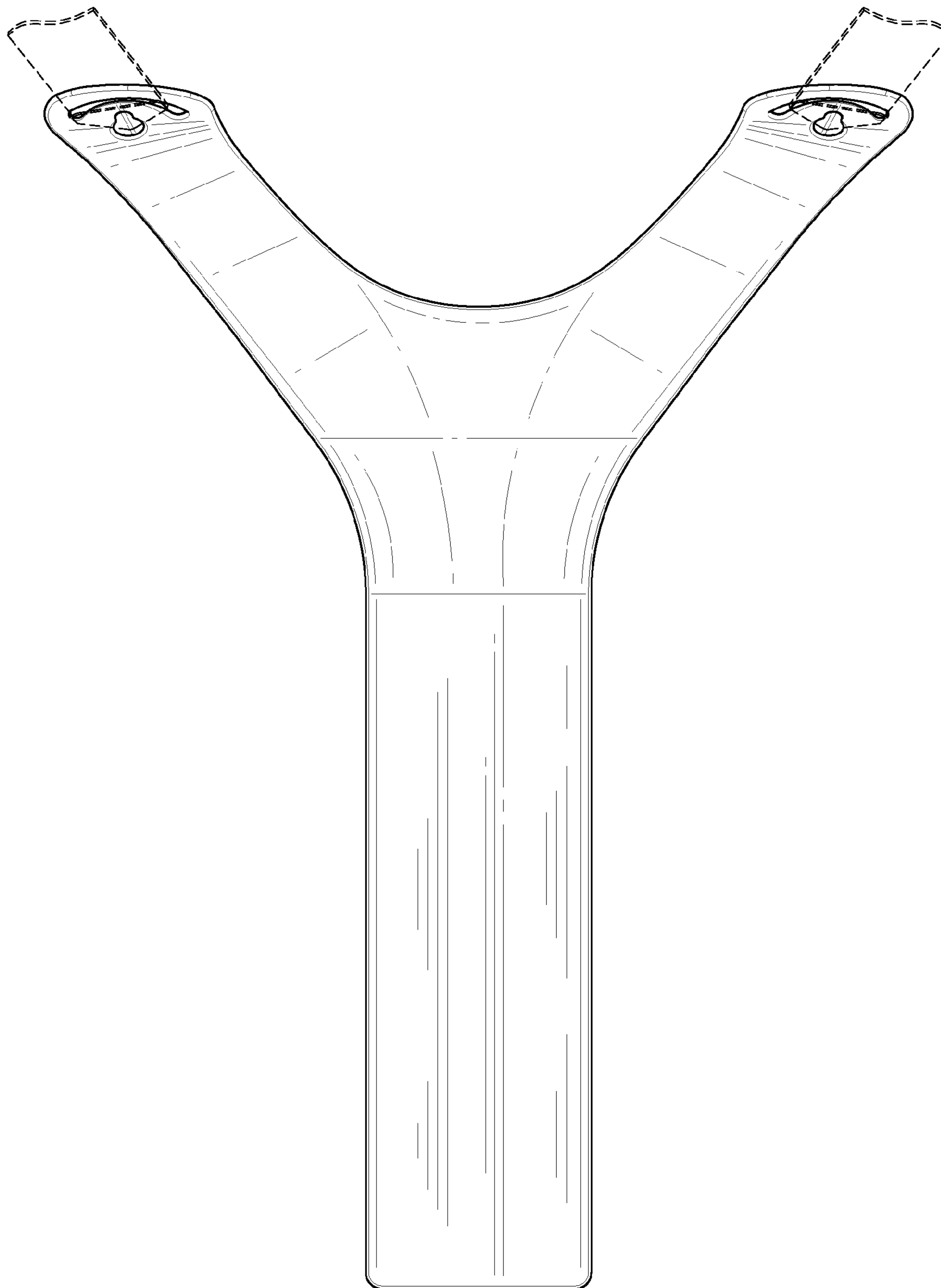


FIG. 4

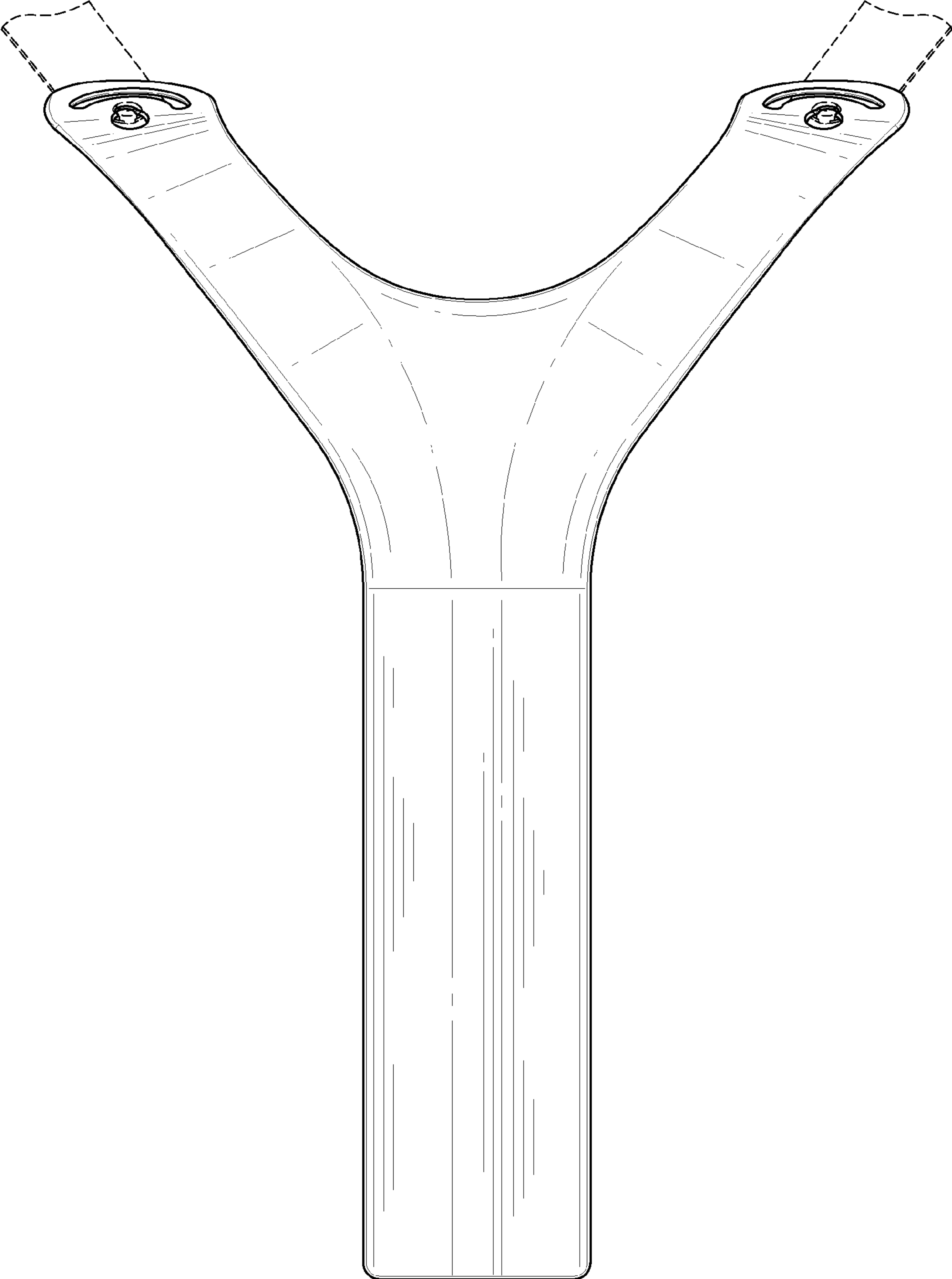




FIG. 5




FIG. 6

FIG. 7

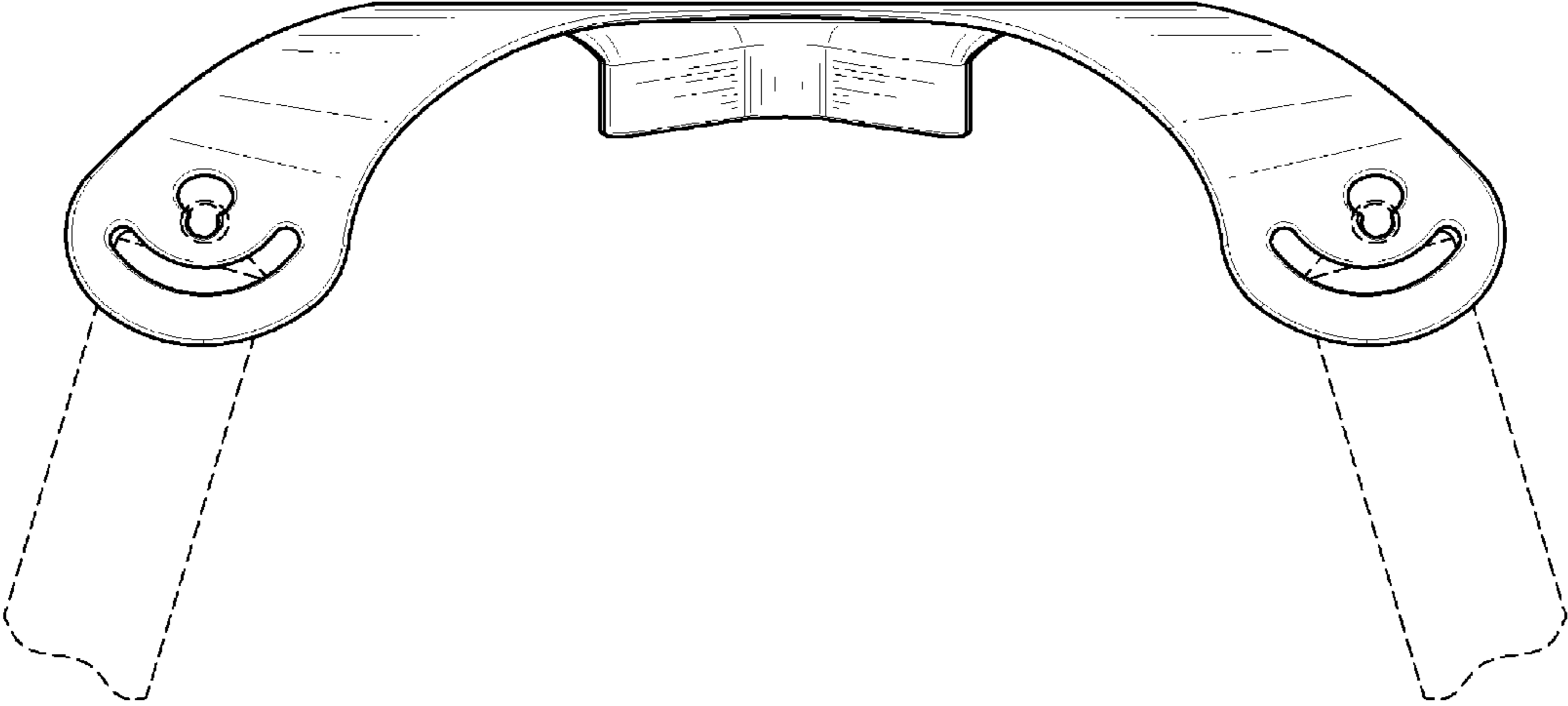


FIG. 8

