



US00D641481S

(12) **United States Design Patent**  
**Fisher et al.**

(10) **Patent No.:** **US D641,481 S**  
(45) **Date of Patent:** **\*\* Jul. 12, 2011**

- (54) **ELECTRONIC READER FOR MEDICAL ENVIRONMENTS**
- (75) Inventors: **Stanley Fisher**, Durham, NC (US);  
**Stephen S. Jackson**, Chapel Hill, NC (US)
- (73) Assignee: **Radarfind Corporation**, Morrisville, NC (US)
- (\*\*) Term: **14 Years**
- (21) Appl. No.: **29/380,885**
- (22) Filed: **Dec. 13, 2010**

- D361,315 S 8/1995 Wedell et al.
- D399,495 S 10/1998 Bachschmid
- D401,555 S 11/1998 Tam
- D405,760 S 2/1999 Yu
- 6,045,374 A 4/2000 Candeloro
- 6,049,281 A 4/2000 Osterweil
- D431,027 S 9/2000 Armstrong
- D435,523 S 12/2000 Ciornei et al.
- D436,082 S 1/2001 Jilani
- D443,589 S 6/2001 Tong
- D455,406 S 4/2002 Pinchuk
- D486,126 S 2/2004 Aromin
- D500,686 S 1/2005 Stekelenburg
- D500,687 S 1/2005 Morrison et al.
- D514,067 S 1/2006 Lee
- D523,397 S 6/2006 Maglionico et al.
- D535,204 S 1/2007 Bender et al.
- D543,939 S 6/2007 Burke

(Continued)

**Related U.S. Application Data**

- (62) Division of application No. 29/359,700, filed on Apr. 14, 2010, now Pat. No. Des. 631,165.
- (51) **LOC (9) Cl.** ..... **23-01**
- (52) **U.S. Cl.** ..... **D24/186; D13/162**
- (58) **Field of Classification Search** ..... D24/185-186;  
D10/104, 106, 109, 40, 70; D13/158, 162,  
D13/164, 165, 168, 170, 177, 160, 154, 137.1,  
D13/137.2, 137.3, 137.4, 139.1, 139.2, 139.8;  
340/573.4, 555-556, 600; 250/353, 349,  
250/342, 370; 600/473; 439/105, 535; 317/360;  
363/146

See application file for complete search history.

*Primary Examiner* — T. Chase Nelson

*Assistant Examiner* — Mark Cavanna

(74) *Attorney, Agent, or Firm* — Myers Bigel Sibley & Sajovec, P.A.

(56) **References Cited**

U.S. PATENT DOCUMENTS

- D301,868 S 6/1989 Schwartz
- D309,890 S 8/1990 Cheng
- D310,063 S 8/1990 Cheng
- D310,814 S 9/1990 Rosenbaum et al.
- D314,368 S 2/1991 Schwartz
- D323,297 S 1/1992 Zeller
- D324,670 S 3/1992 Ferraro
- D325,370 S 4/1992 Belcher
- D325,562 S 4/1992 Smith
- D329,422 S 9/1992 Fujiyoshi
- D354,943 S 1/1995 Williams et al.
- D357,460 S 4/1995 Lovett

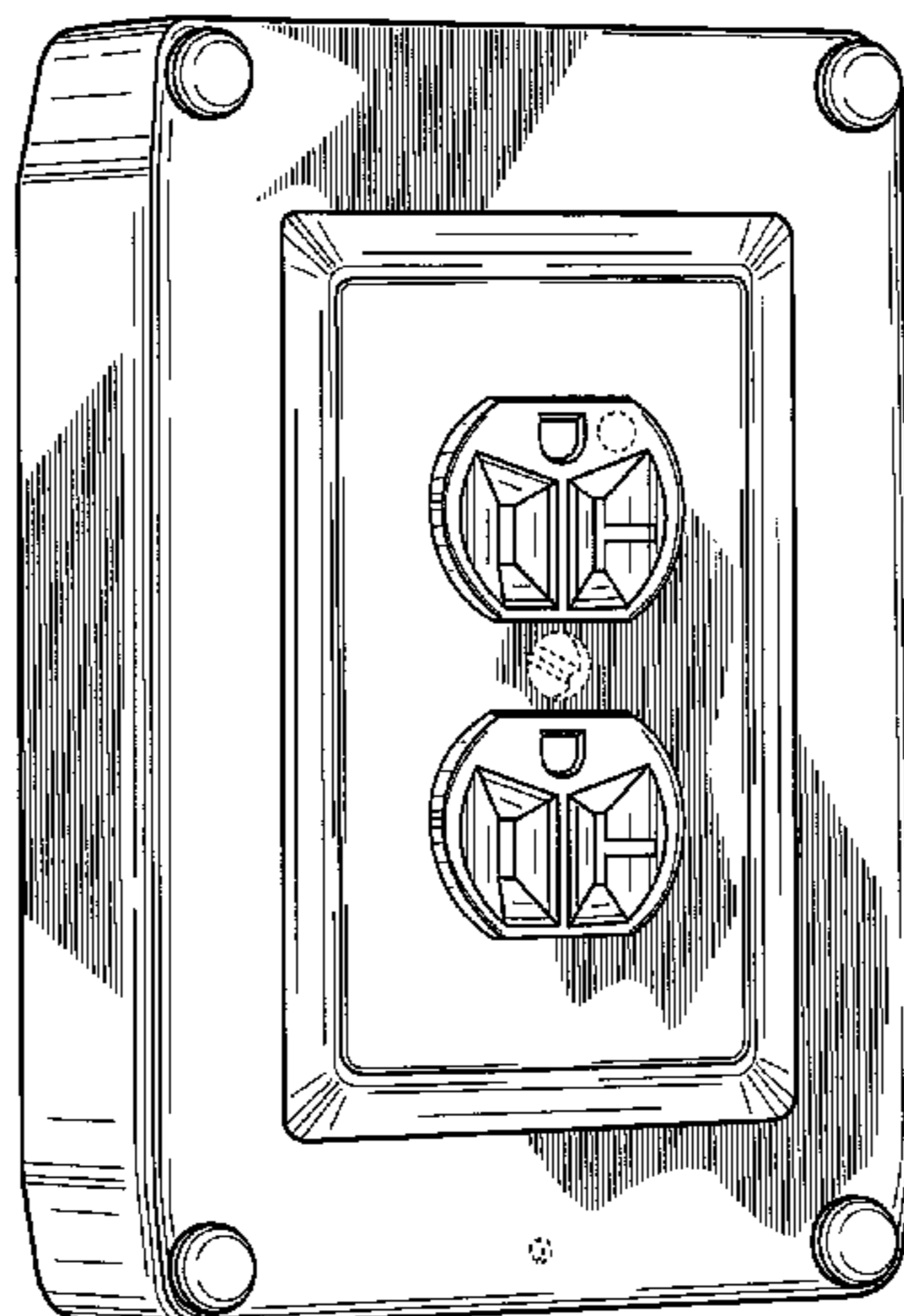
(57) **CLAIM**

The ornamental design of an electronic reader for medical environments, as shown and described.

**DESCRIPTION**

FIG. 1 is a front perspective view of an electronic reader for medical environments showing our design;  
 FIG. 2 is a front view thereof;  
 FIG. 3 is a side view thereof;  
 FIG. 4 is an opposing side view;  
 FIG. 5 is a rear view thereof;  
 FIG. 6 a top end view thereof;  
 FIG. 7 is a bottom end view thereof; and,  
 FIG. 8 is a front perspective view thereof illustrating the electronic reader for medical environments in an exemplary clinical use (e.g., hospital) environment.  
 The broken lines shown herein are for illustrative purposes only and form no part of the claimed design.

**1 Claim, 5 Drawing Sheets**



# US D641,481 S

Page 2

---

## U.S. PATENT DOCUMENTS

D565,984 S *	4/2008	Lidong et al. ....	D10/104	D596,140 S	7/2009	Hollner	
D567,950 S	4/2008	Savage		D603,346 S	11/2009	Murray et al.	
D568,253 S	5/2008	Gorman		D608,302 S	1/2010	Liu	
D581,870 S	12/2008	Zhou		D610,554 S	2/2010	Lanfear et al.	
D582,346 S	12/2008	Zhou		D611,005 S	3/2010	Lanfear et al.	
D583,688 S *	12/2008	Guercio .....	D10/70	D618,808 S	6/2010	Fisher et al.	
D588,035 S *	3/2009	Schmalz et al. ....	D10/106	2002/0072272 A1	6/2002	King	
D588,076 S	3/2009	Ollila		2003/0151938 A1	8/2003	Liao	
D590,352 S	4/2009	Jacoby et al.		2004/0121648 A1	6/2004	Voros	
D595,229 S	6/2009	LaGrotta		2005/0242753 A1 *	11/2005	Morrison et al. ....	315/360
D595,604 S	7/2009	Schmalz et al.		2008/0289844 A1	11/2008	Dutton	

\* cited by examiner

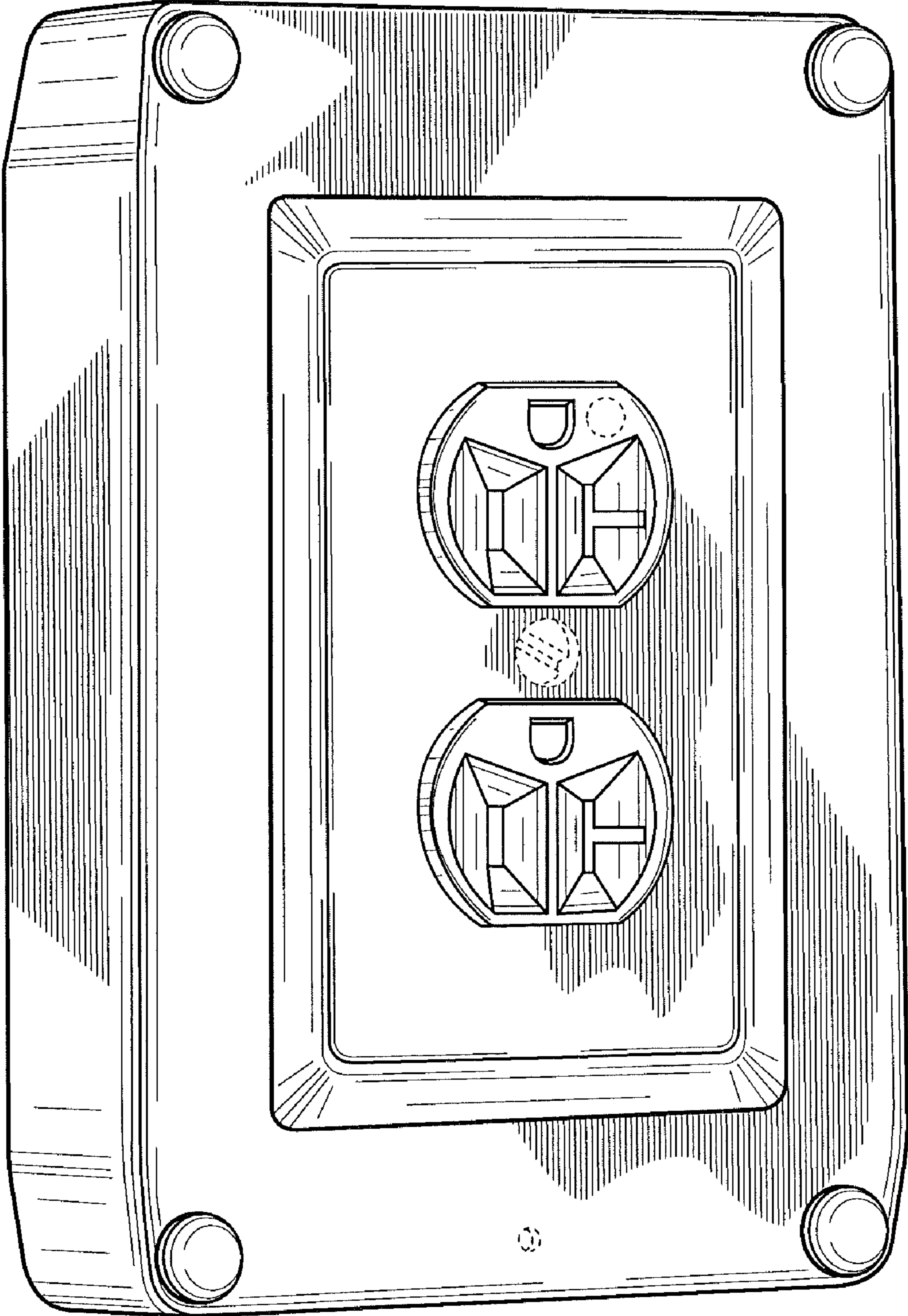


FIG. 1

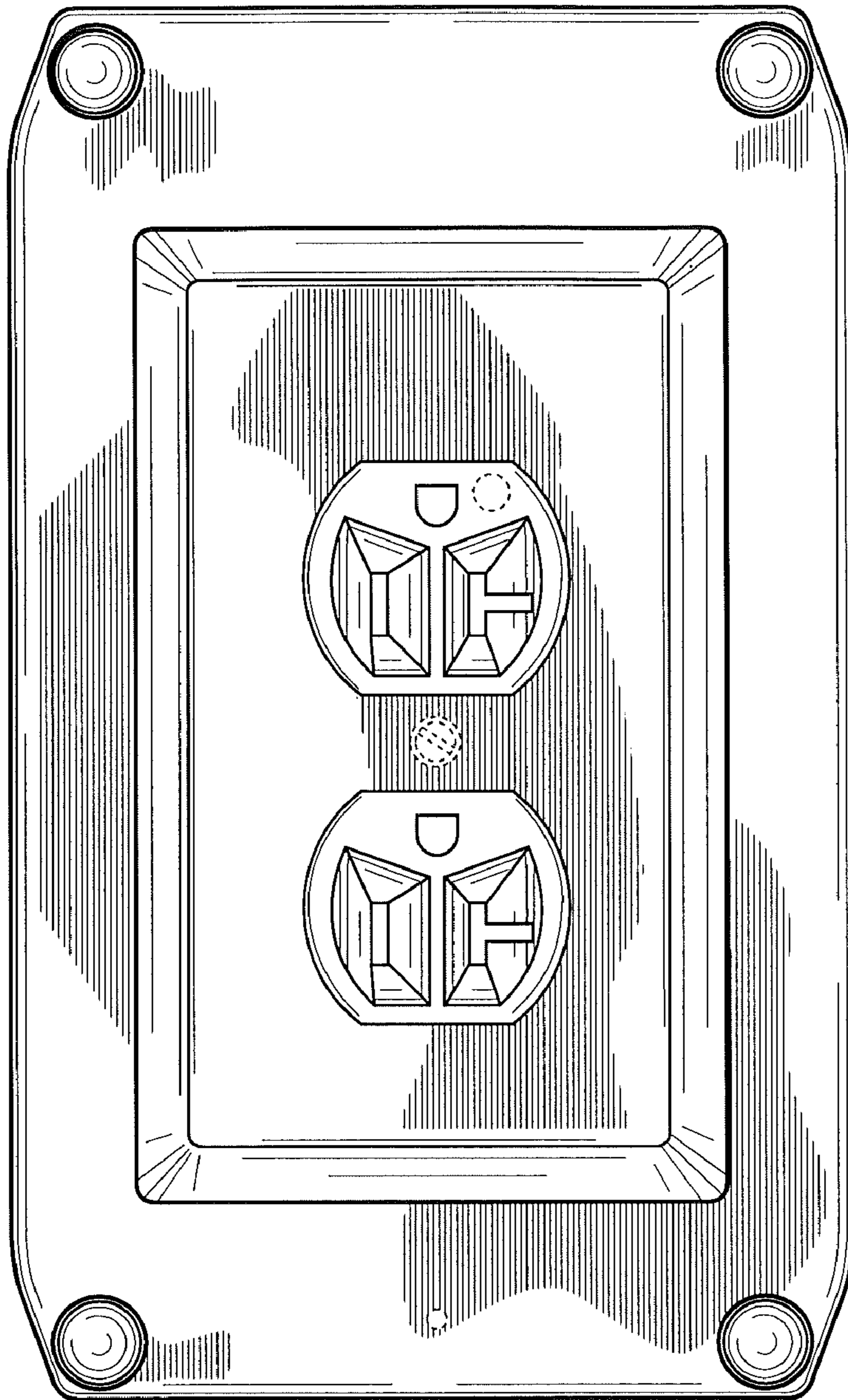


FIG. 2

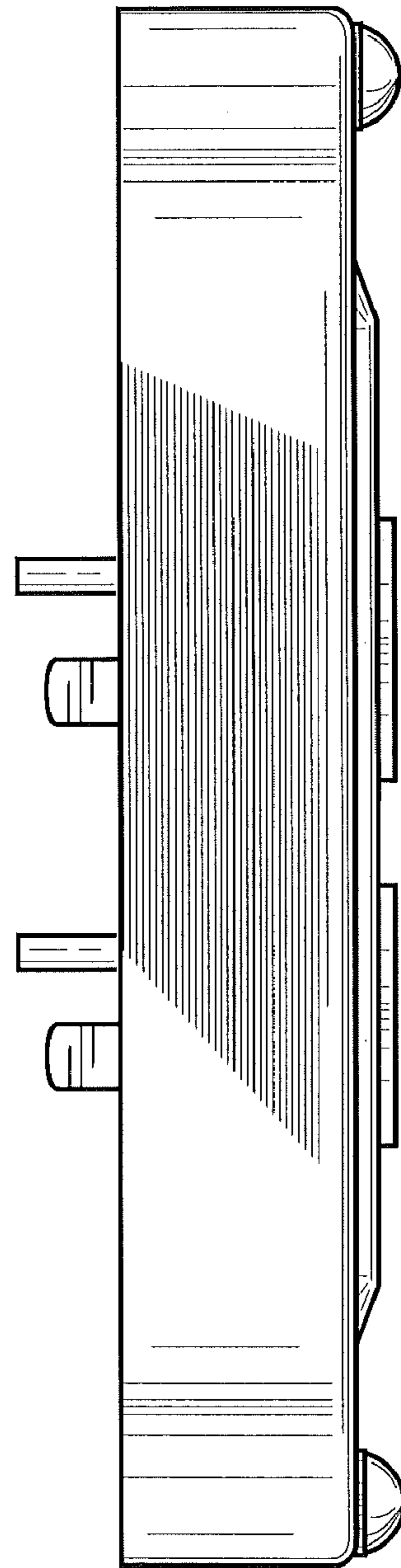


FIG. 3

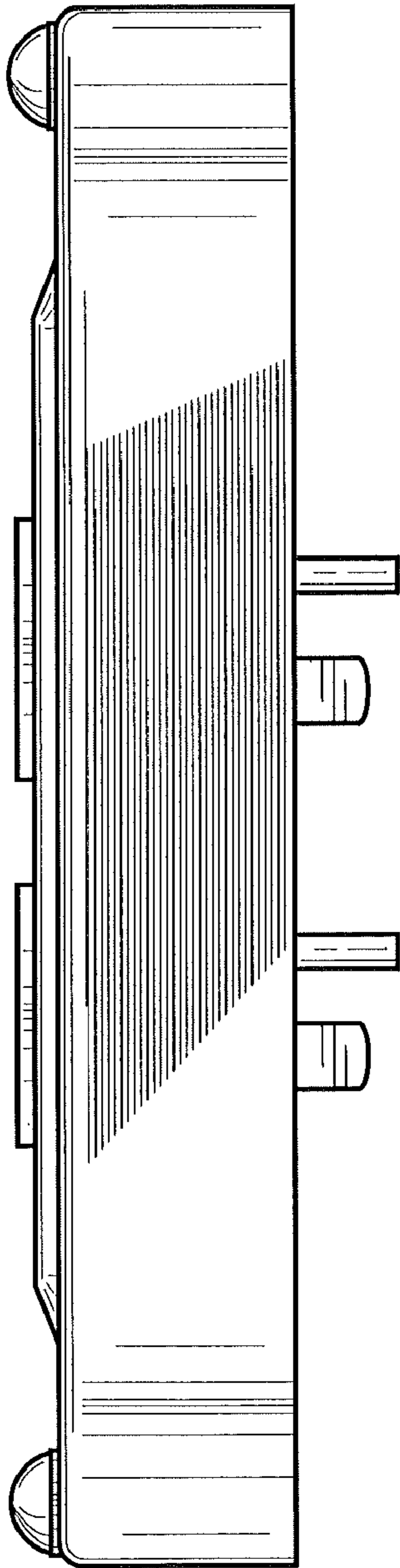


FIG. 4

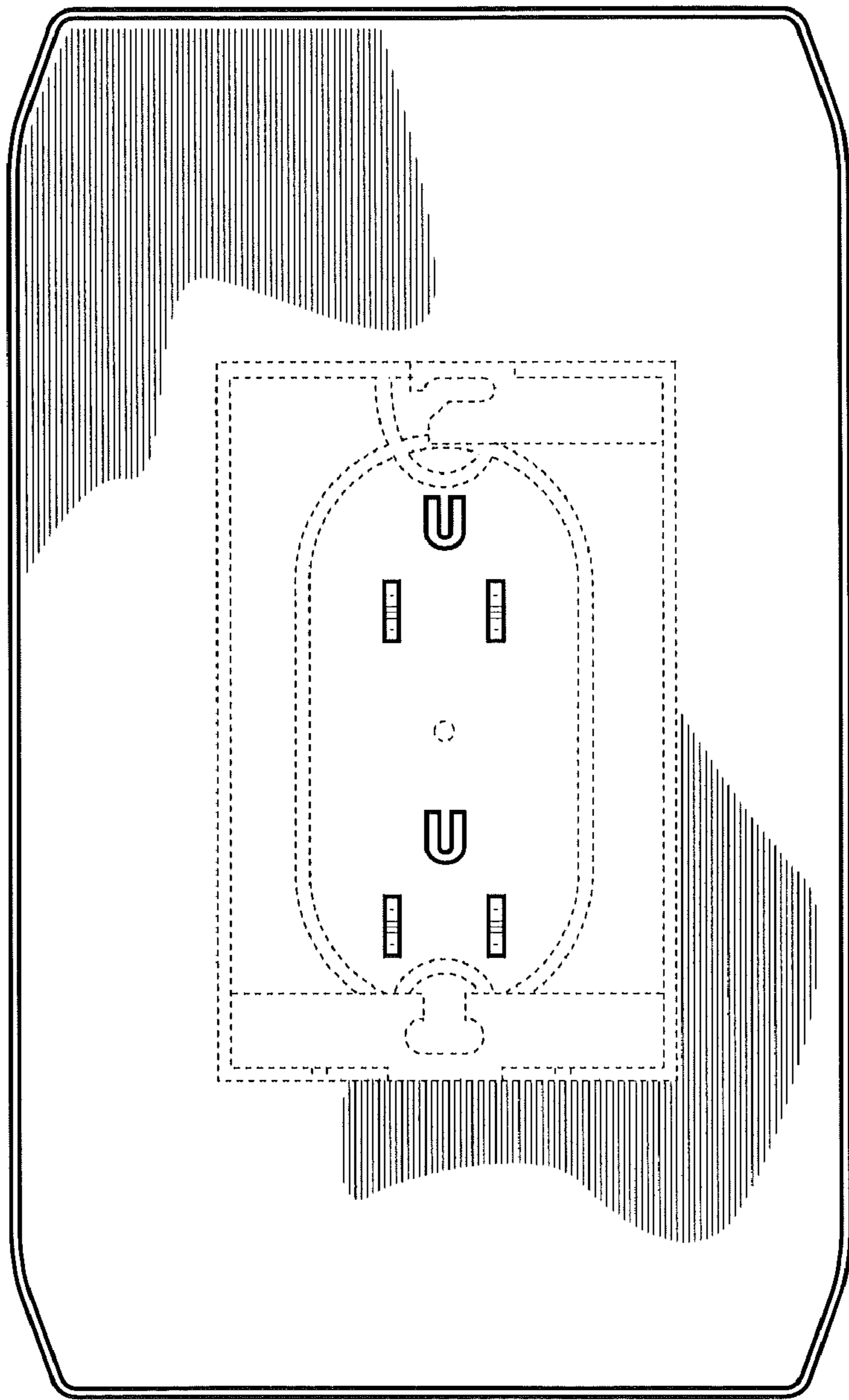


FIG. 5

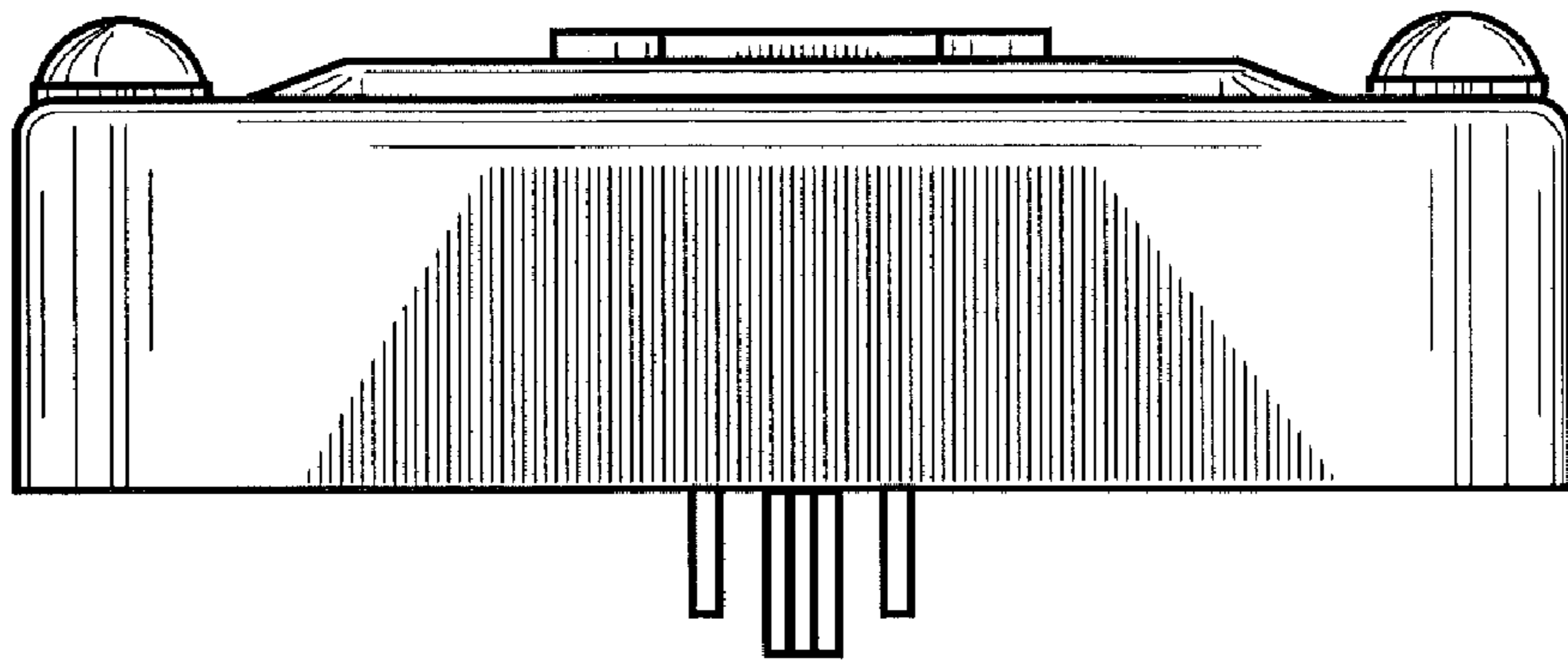


FIG. 6

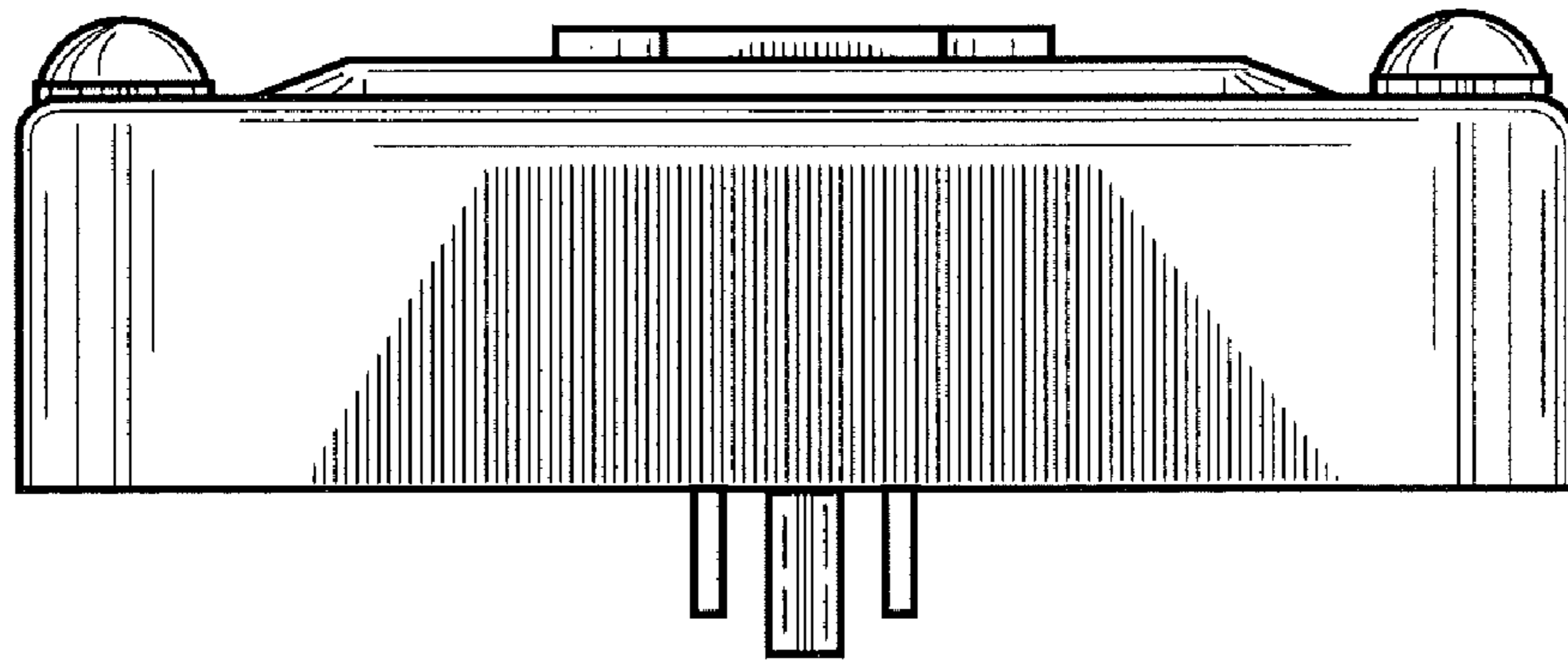


FIG. 7

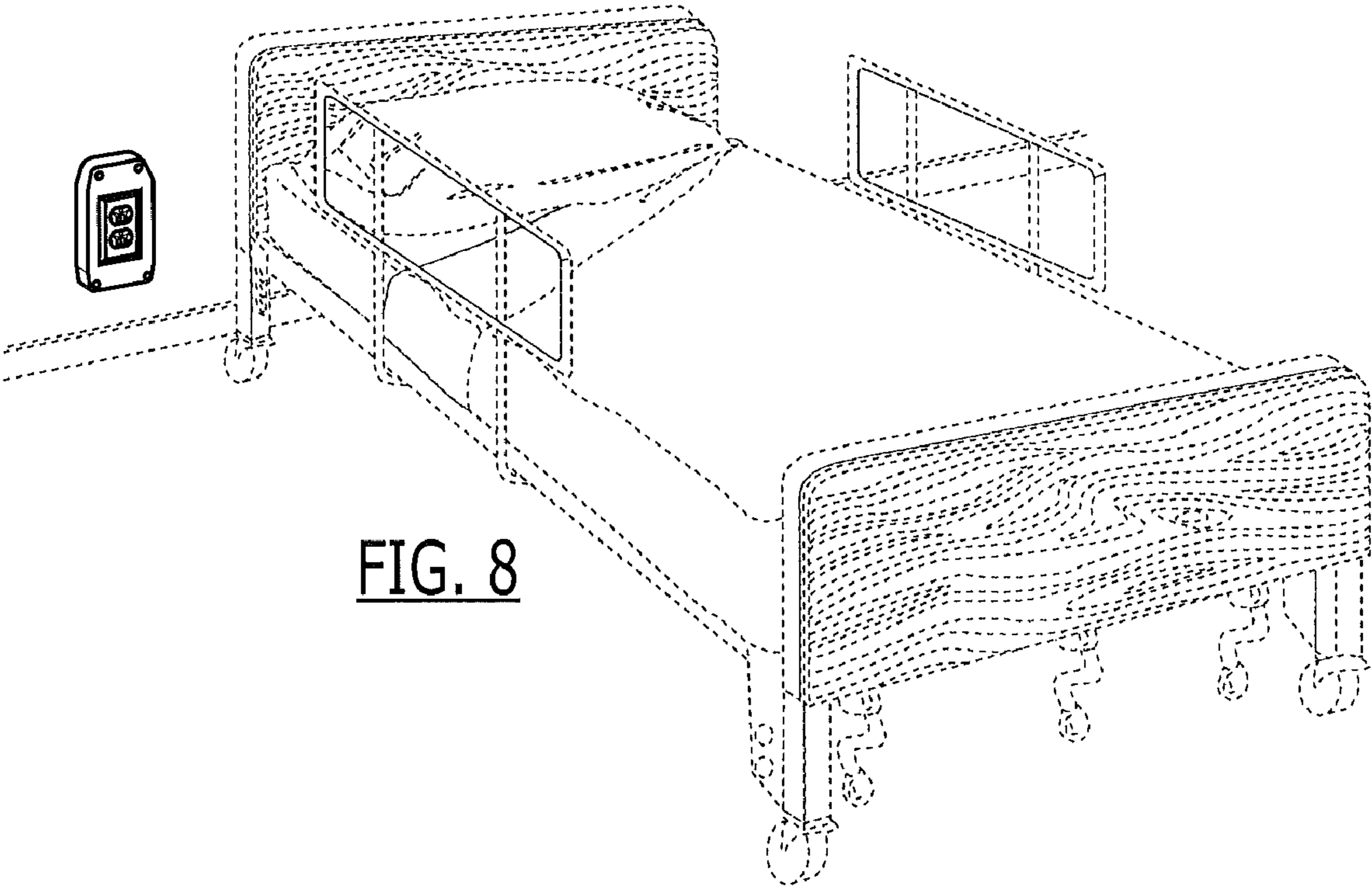


FIG. 8