



US00D641479S

(12) **United States Design Patent**
Ishida et al.

(10) **Patent No.:** **US D641,479 S**
(45) **Date of Patent:** **** Jul. 12, 2011**

(54) **ARTIFICIAL TEETH HOLDER**

(75) Inventors: **Sayaka Ishida**, Kyoto Prefecture (JP);
Kunihiro Fujii, Kyoto Prefecture (JP);
Hisashi Okada, Kyoto Prefecture (JP);
Ryuichi Yoshimoto, Kyoto Prefecture (JP);
Noriyuki Negoro, Kyoto Prefecture (JP);
Hirokazu Sato, Kyoto Prefecture (JP)

(73) Assignee: **SHOFU Inc.**, Kyoto-shi (JP)

(**) Term: **14 Years**

(21) Appl. No.: **29/337,657**

(22) Filed: **May 27, 2009**

(30) **Foreign Application Priority Data**

Nov. 28, 2008 (JP) 2008-030672

(51) **LOC (9) Cl.** **24-02**

(52) **U.S. Cl.** **D24/181**

(58) **Field of Classification Search** D24/181,
D24/180, 176, 152; D29/108; 128/859,
128/861, 862; 433/18-24

See application file for complete search history.

(56) **References Cited**

U.S. PATENT DOCUMENTS

2,077,245	A *	4/1937	Locke	128/859
D150,509	S *	8/1948	Myerson	D24/181
4,424,032	A *	1/1984	Howe	433/19
4,501,554	A *	2/1985	Hickham	433/24
D374,288	S *	10/1996	Dequeker	D24/181
6,332,774	B1 *	12/2001	Chikami	433/20

6,598,605	B1 *	7/2003	Kittelsen et al.	128/859
6,685,469	B2 *	2/2004	Chishti et al.	433/24
6,705,863	B2 *	3/2004	Phan et al.	433/24
7,090,490	B2 *	8/2006	Graham et al.	433/18

OTHER PUBLICATIONS

Web site: http://www.shofu.de/deutsch/deutsch/produkte/ansicht_produkkt.php?

* cited by examiner

Primary Examiner — Ian Simmons

Assistant Examiner — Wan Laymon

(74) *Attorney, Agent, or Firm* — Rankin, Hill & Clark LLP

(57) **CLAIM**

We claim the ornamental design for an artificial teeth holder, as shown and described.

DESCRIPTION

FIG. 1 is a front view of the artificial teeth holder;
FIG. 2 is a rear view;
FIG. 3 is a right side view;
FIG. 4 is a left side view;
FIG. 5 is a top plan view;
FIG. 6 is a bottom plan view;
FIG. 7 is a perspective view thereof;
FIG. 8 is a front view thereof, with the securing member removed for ease of illustration;
FIG. 9 is a top plan view thereof; and,
FIG. 10 is a bottom plan view thereof.
The broken lines immediately adjacent to the shaded areas represent the bounds of the claimed design while all other broken lines represent environmental structure and are for illustrative purposes only; the broken lines form no part of the claimed design.

1 Claim, 10 Drawing Sheets

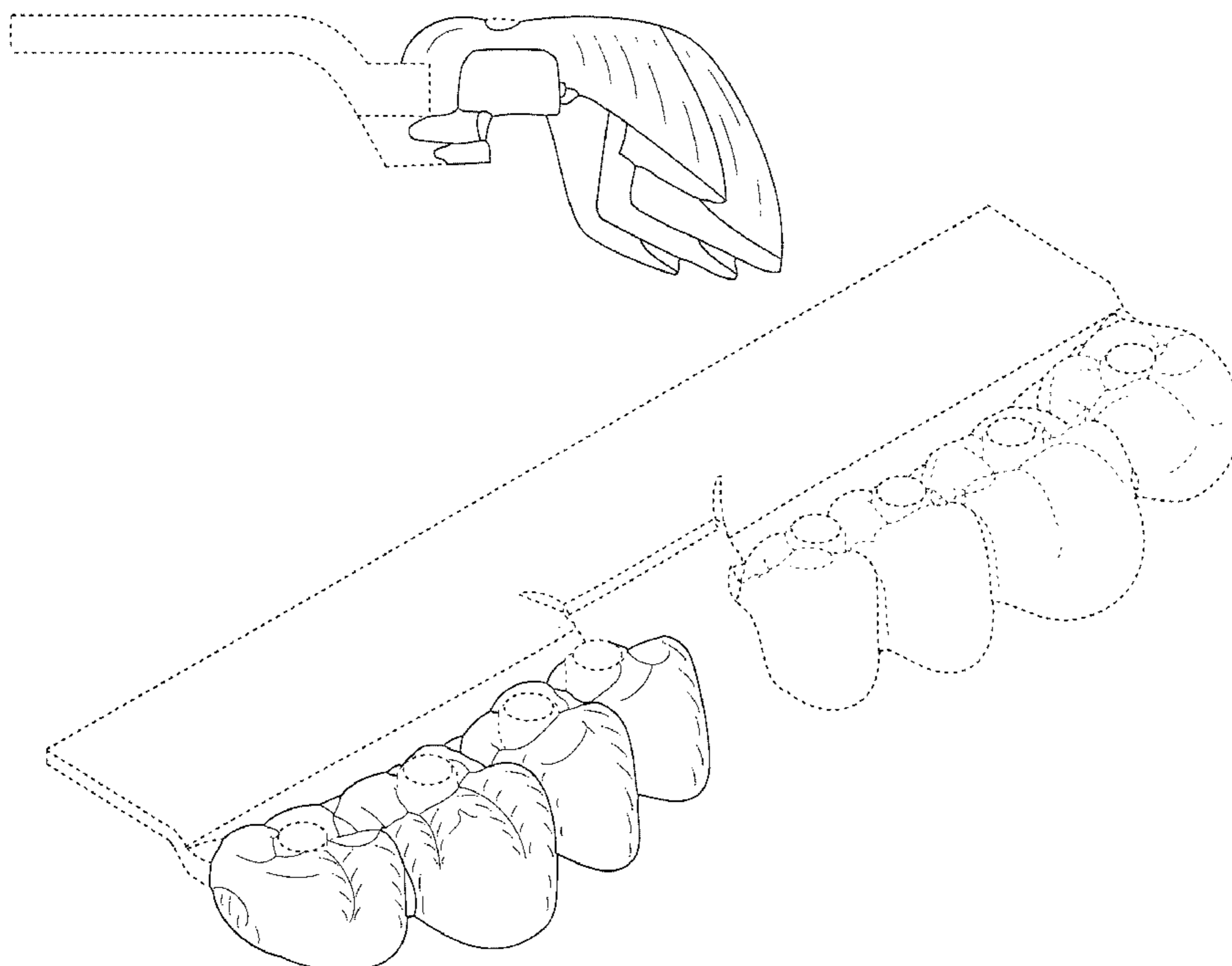


FIG. 1

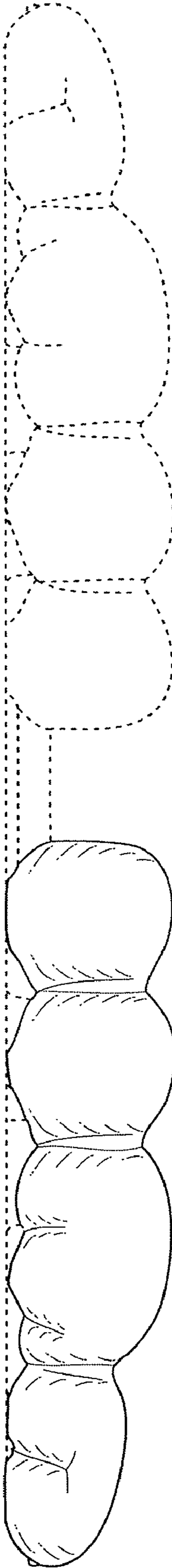


FIG.2

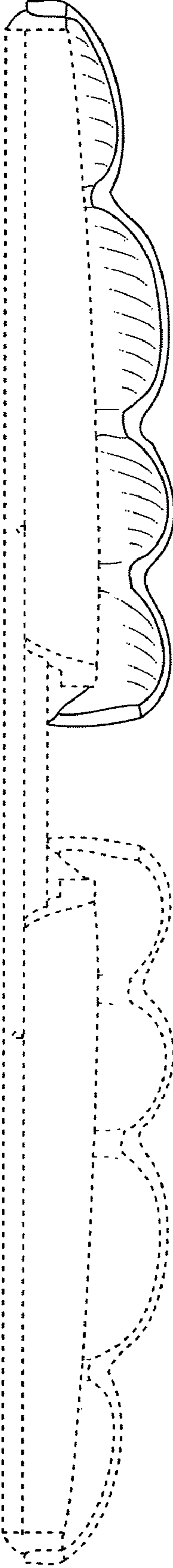


FIG.3




FIG.4

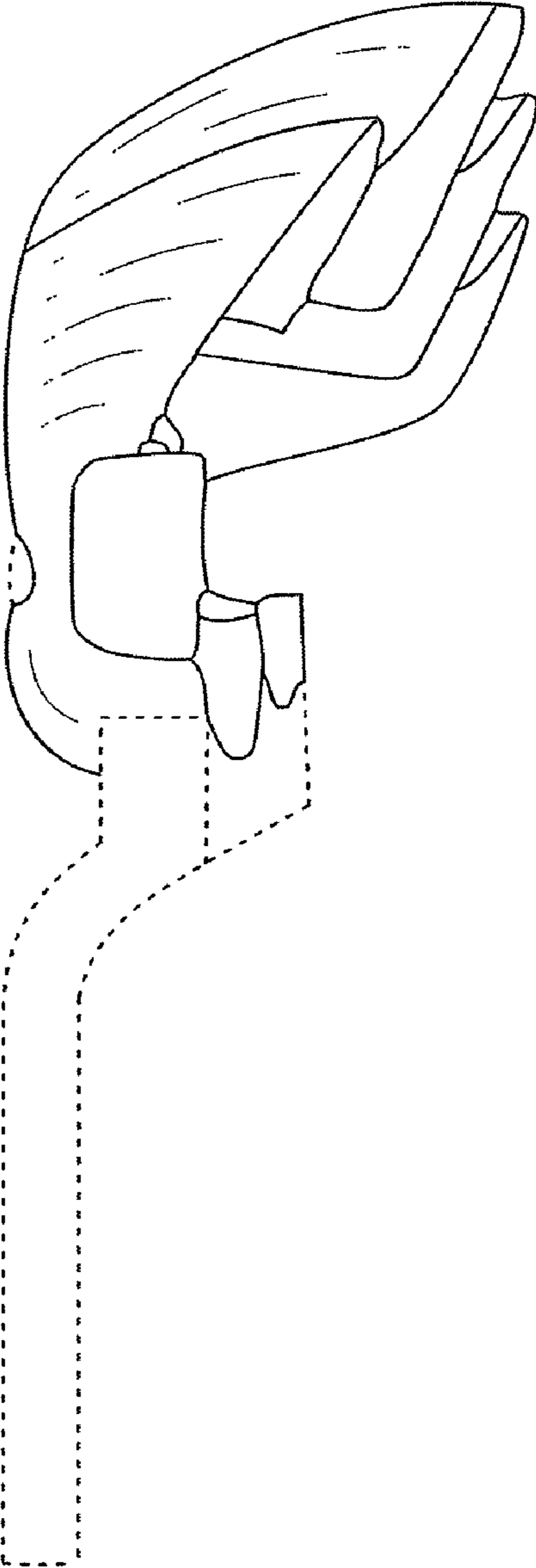


FIG. 5




FIG.6

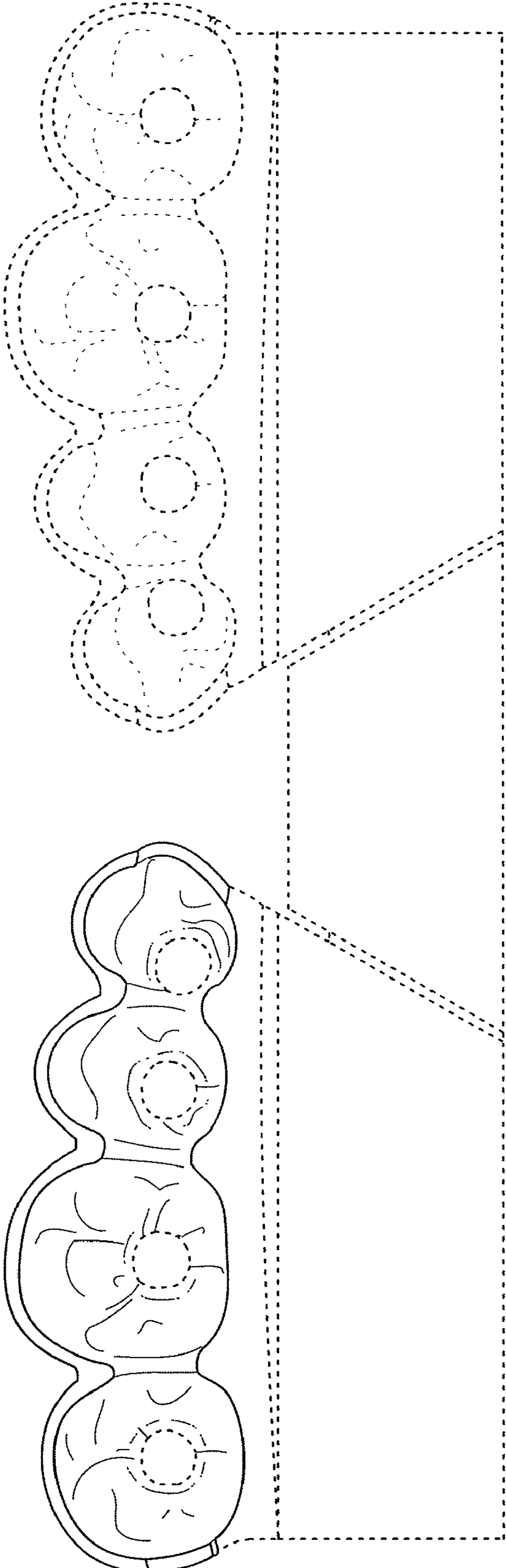


FIG. 7

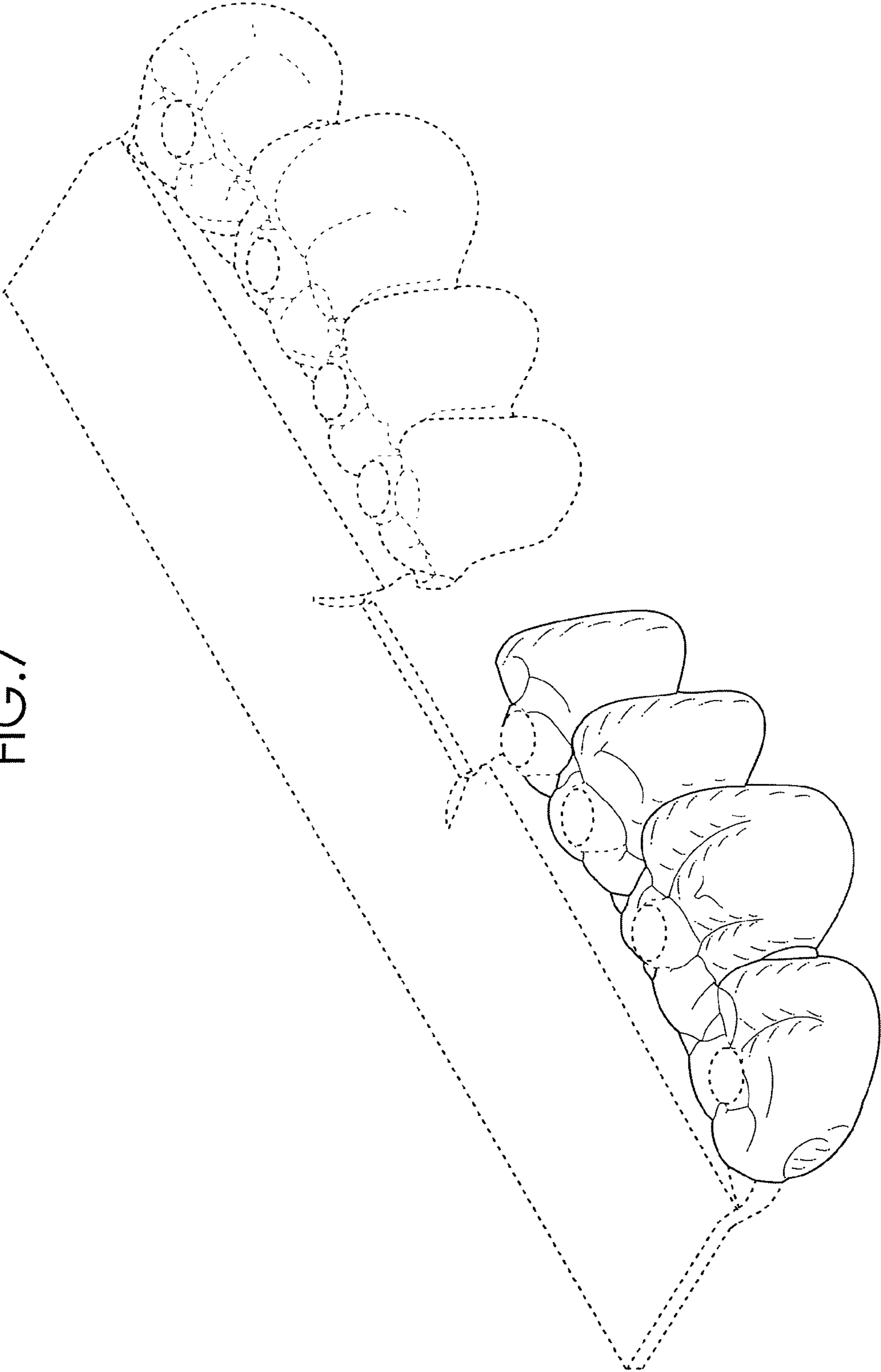


FIG. 8

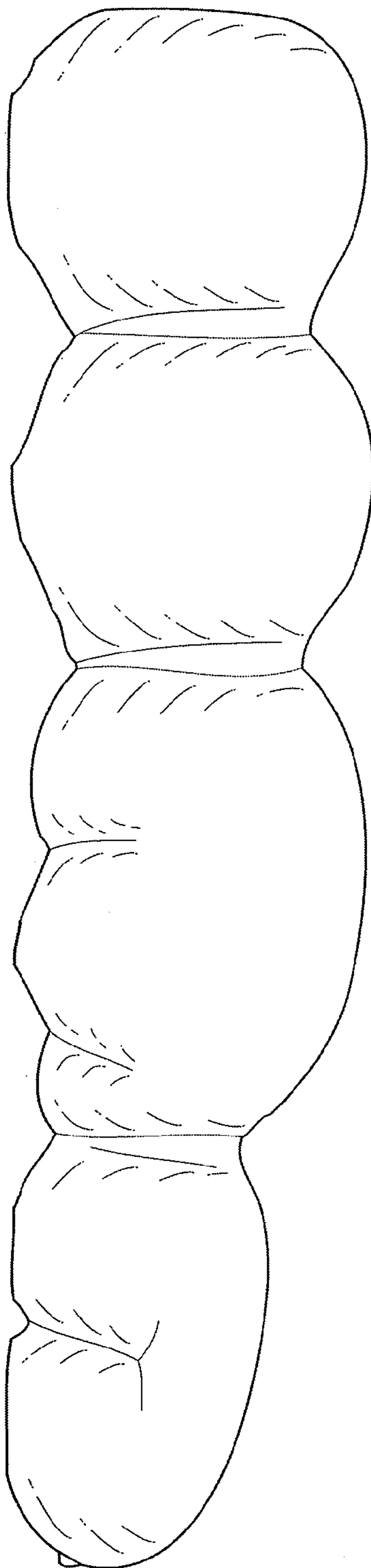


FIG.9

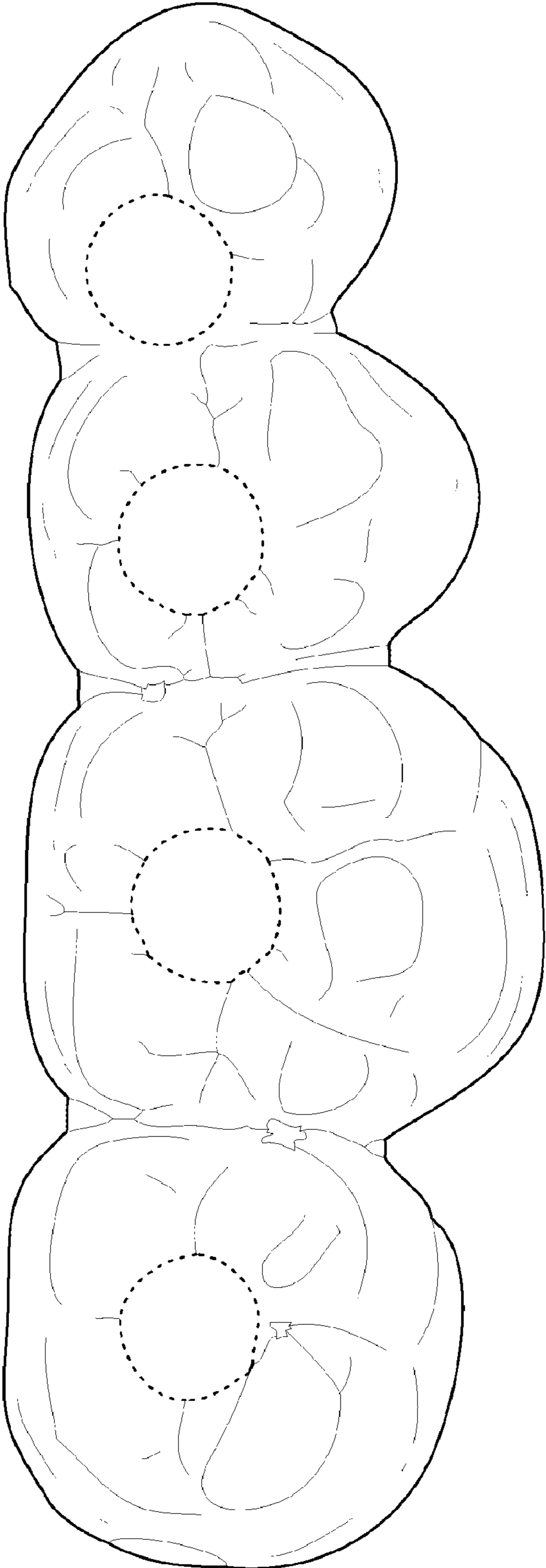


FIG.10

