



US00D641478S

(12) **United States Design Patent**
Belvedere et al.

(10) **Patent No.:** **US D641,478 S**

(45) **Date of Patent:** **** Jul. 12, 2011**

(54) **ORAL APPLIANCE**

(76) Inventors: **Paul Belvedere**, Edina, MN (US); **Mark Herman**, Minneapolis, MN (US)

(**) Term: **14 Years**

(21) Appl. No.: **29/362,883**

(22) Filed: **Jun. 1, 2010**

(51) **LOC (9) Cl.** **24-02**

(52) **U.S. Cl.** **D24/180**

(58) **Field of Classification Search** D24/180–181,
D24/191, 182, 152, 176, 133, 135, 143; 604/20;
128/845, 859–862; 433/2, 6–7, 44, 70, 138,
433/38, 93–94, 140, 206, 214; 600/201,
600/206, 208, 138, 214–215, 237, 239, 242
See application file for complete search history.

(56) **References Cited**

U.S. PATENT DOCUMENTS

2,423,005	A *	6/1947	Chaiken	433/214
5,194,003	A *	3/1993	Garay et al.	433/215
D373,421	S *	9/1996	Brown	D24/180
D397,442	S *	8/1998	Kittelsen	D24/180
5,836,761	A *	11/1998	Belvedere et al.	433/6
D406,405	S *	3/1999	Yoshida	D24/176
5,879,155	A *	3/1999	Kittelsen	433/6
6,164,278	A *	12/2000	Nissani	128/859
6,978,786	B2 *	12/2005	Sabbagh	128/859

D614,304	S *	4/2010	Jansheski	D24/180
7,827,991	B2 *	11/2010	Maher	128/859
2009/0308403	A1 *	12/2009	Roettger et al.	128/861
2010/0252053	A1 *	10/2010	Garner et al.	128/845
2010/0269836	A1 *	10/2010	Roettger et al.	128/861

* cited by examiner

Primary Examiner — Ian Simmons

Assistant Examiner — Wan Laymon

(74) *Attorney, Agent, or Firm* — Clise, Billion & Cyr, P.A.; Benjamin Armitage

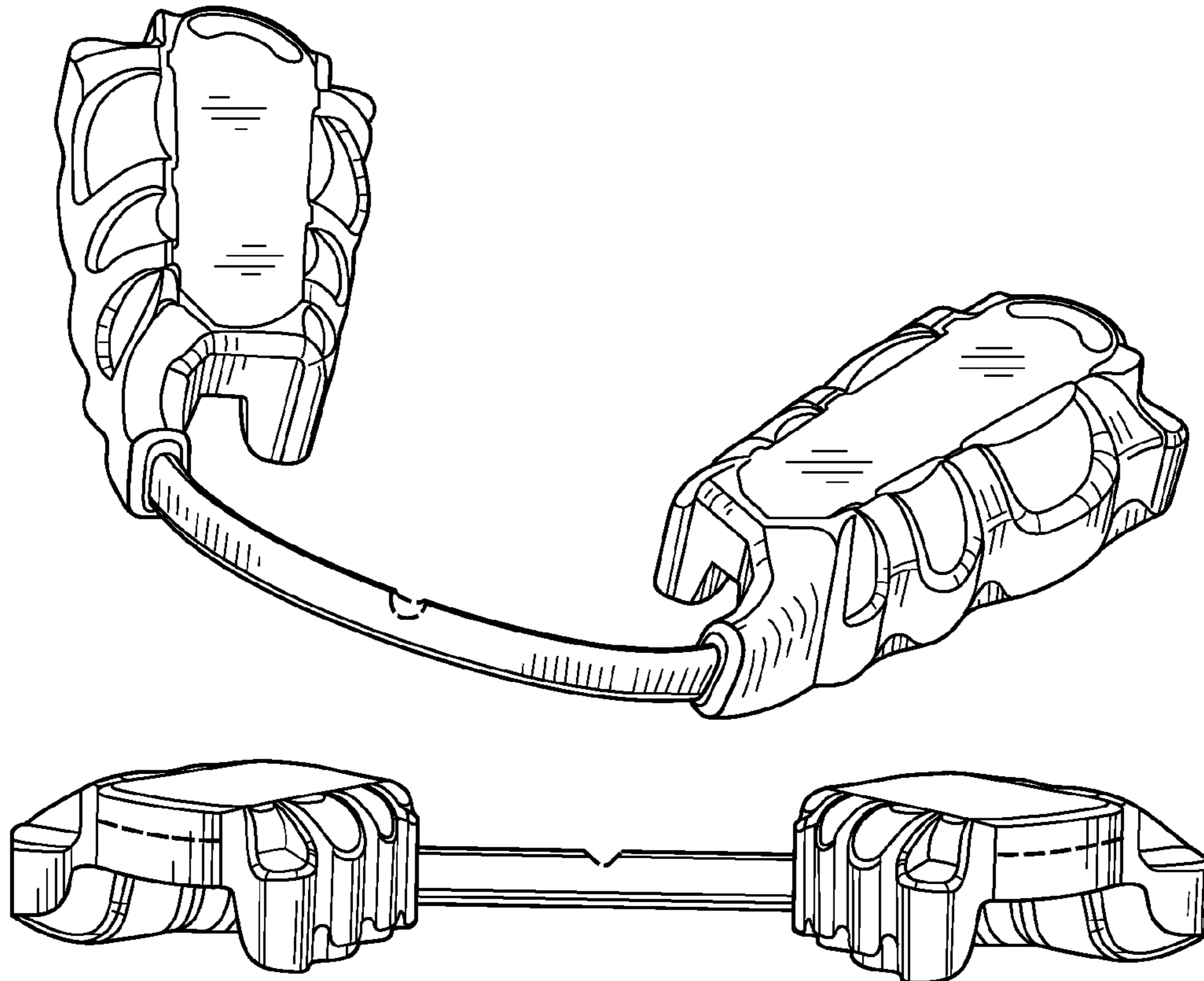
(57) **CLAIM**

The ornamental design for an oral appliance, as shown and described.

DESCRIPTION

FIG. 1 is a top perspective view of an oral appliance showing our new design;
FIG. 2 is a top view thereof;
FIG. 3 is a left side view thereof;
FIG. 4 is right side view thereof;
FIG. 5 is rear view thereof;
FIG. 6 is bottom view thereof; and,
FIG. 7 is front view thereof.
The broken lines shown in FIGS. 1, 2, 5, and 7 are included for the purpose of illustrating environmental structure and form no part of the claimed design.

1 Claim, 3 Drawing Sheets



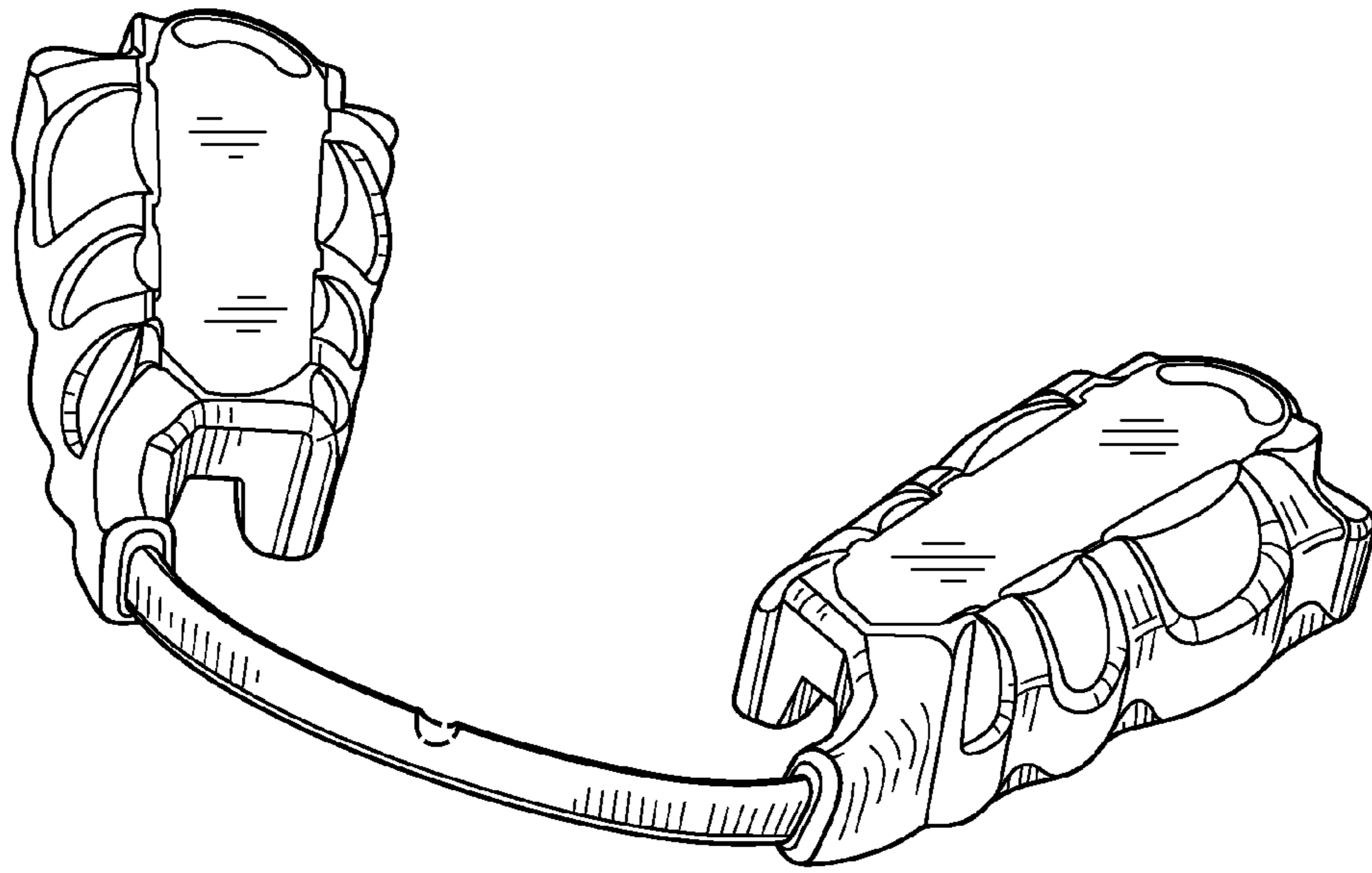


FIG. 1

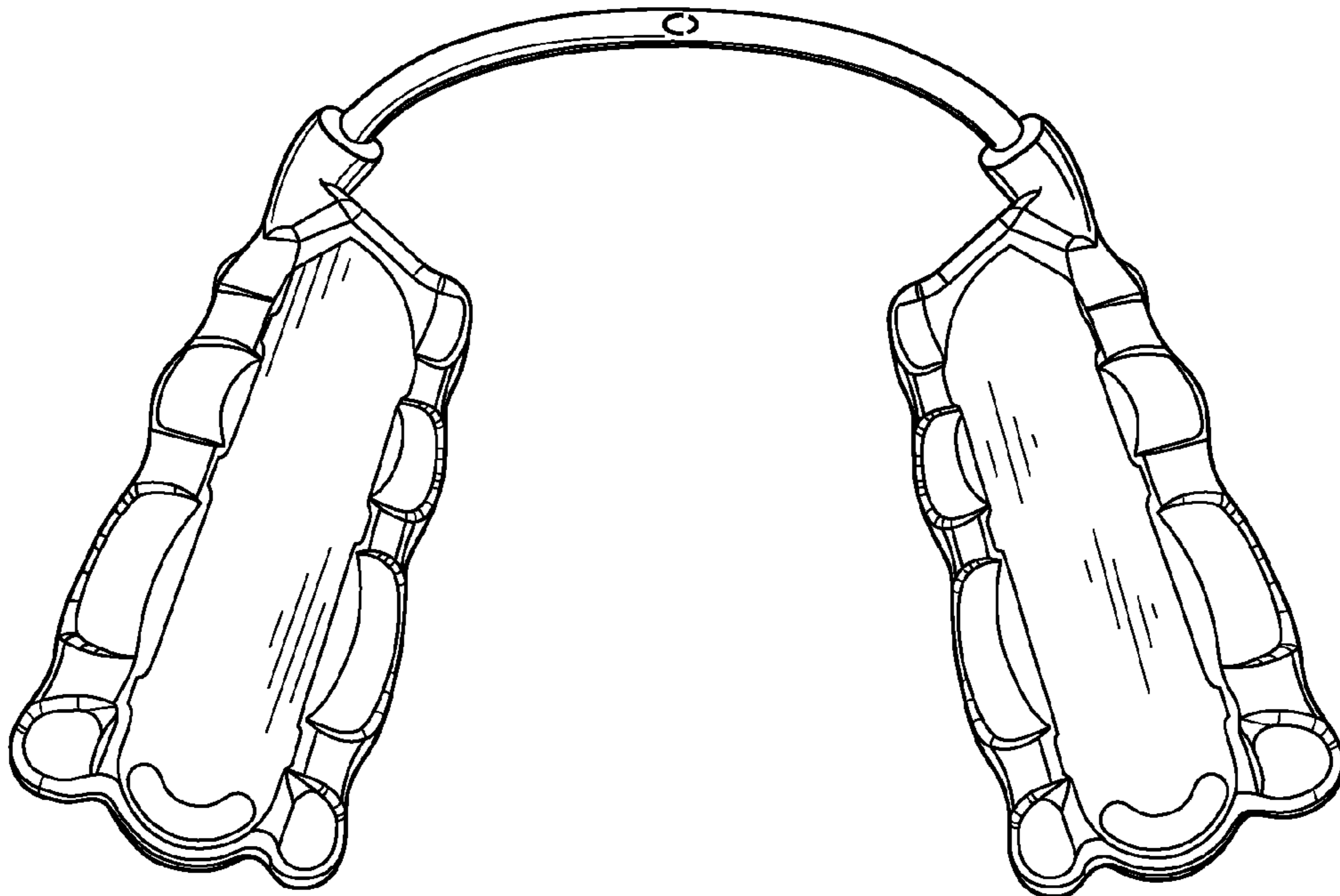


FIG. 2

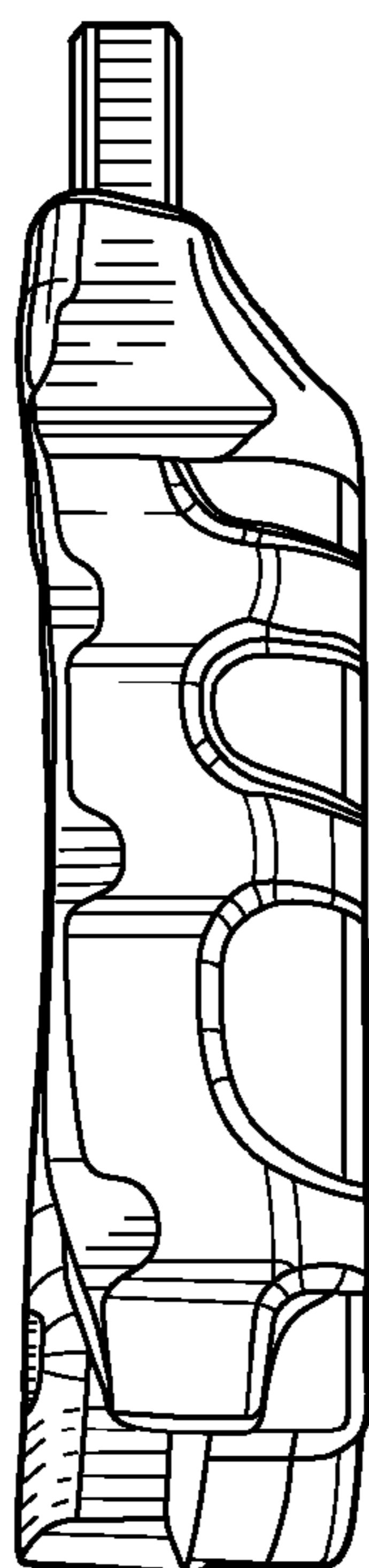


FIG. 3

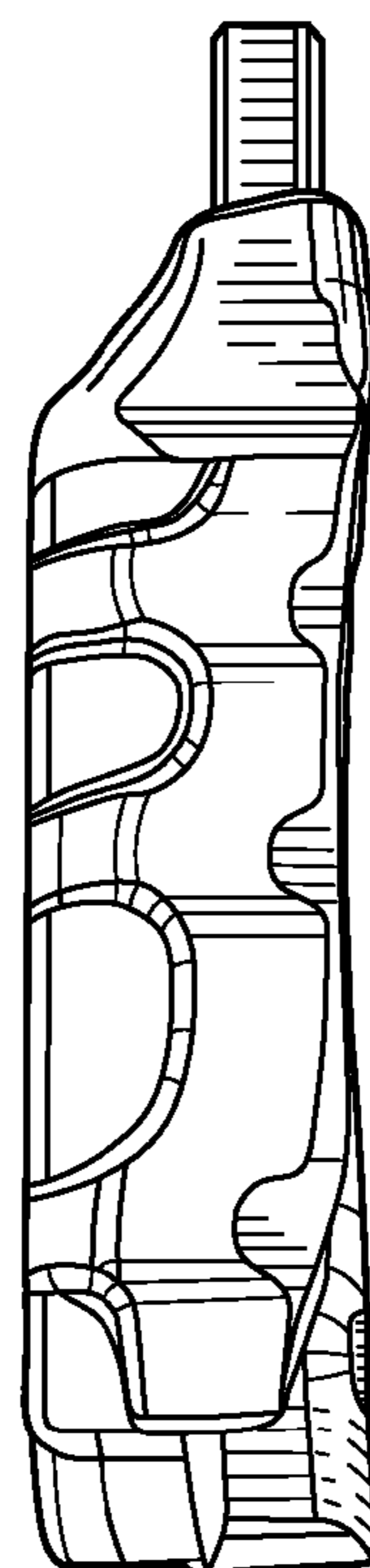


FIG. 4

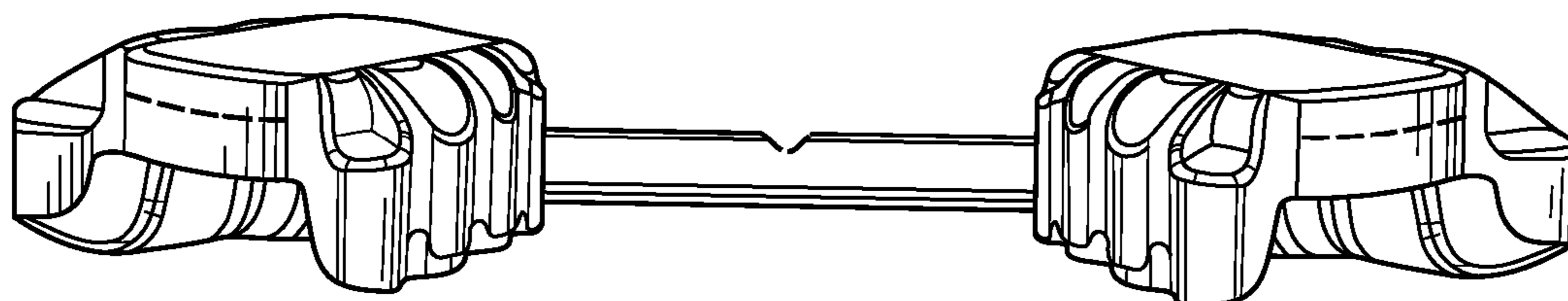


FIG. 5

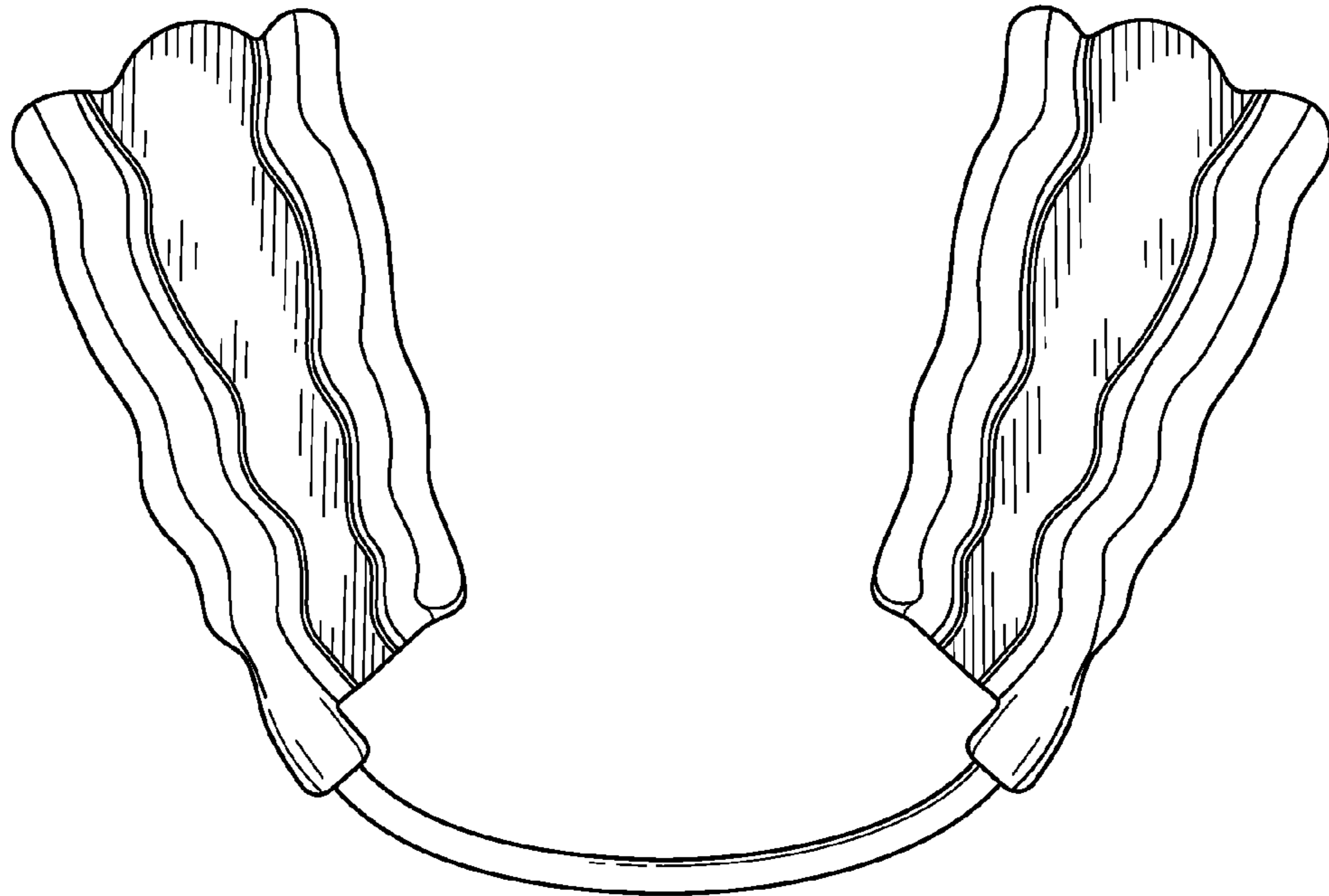


FIG. 6

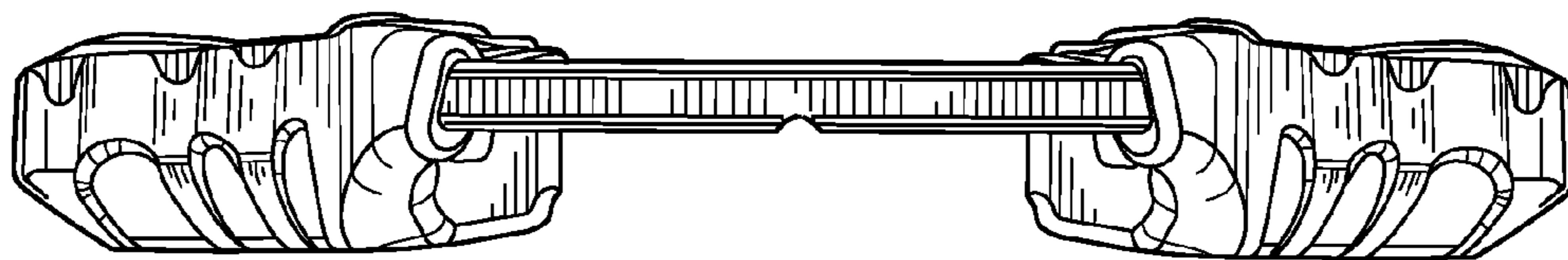


FIG. 7