



US00D641476S

(12) **United States Design Patent**  
**Sibhatu et al.**

(10) **Patent No.:** **US D641,476 S**  
(45) **Date of Patent:** **\*\* Jul. 12, 2011**

(54) **IMPRESSION COPING**

(76) Inventors: **Mussie Tekle Sibhatu**, Scottsdale, AZ  
(US); **Frederick Michael Nester**,  
Pheonix, AZ (US)

(\*\*) Term: **14 Years**

(21) Appl. No.: **29/361,475**

(22) Filed: **May 11, 2010**

(51) **LOC (9) Cl.** ..... **24-03**

(52) **U.S. Cl.** ..... **D24/156**

(58) **Field of Classification Search** ..... D24/156,  
D24/155, 176, 180, 106; D8/382-383, 394;  
D11/200; D29/112; 128/864; 181/129,  
181/135; 606/304; 433/2-3, 6, 18, 21-22,  
433/172-173, 64, 213-214

See application file for complete search history.

(56) **References Cited**

U.S. PATENT DOCUMENTS

4,500,292	A *	2/1985	Misch	.....	433/173
D340,007	S *	10/1993	Gershenson	.....	D8/382
5,674,073	A *	10/1997	Ingber et al.	.....	433/213
5,685,715	A *	11/1997	Beaty et al.	.....	433/173
5,938,443	A *	8/1999	Lazzara et al.	.....	433/173
5,993,211	A *	11/1999	Broberg	.....	433/172

D428,653	S *	7/2000	Bergstrom et al.	.....	D24/156
6,290,499	B1 *	9/2001	Lazzara et al.	.....	433/173
6,305,939	B1 *	10/2001	Dawood	.....	433/214
7,018,202	B2 *	3/2006	Teramoto	.....	433/18
D604,413	S *	11/2009	Ikeya et al.	.....	D24/156
2005/0048433	A1 *	3/2005	Hilliard	.....	433/6
2006/0121416	A1 *	6/2006	Engman	.....	433/173

\* cited by examiner

*Primary Examiner* — Ian Simmons

*Assistant Examiner* — Wan Laymon

(74) *Attorney, Agent, or Firm* — QuickPatents, Inc.; Kevin Prince

(57) **CLAIM**

What is claimed is the ornamental design for a impression coping, as shown and described.

**DESCRIPTION**

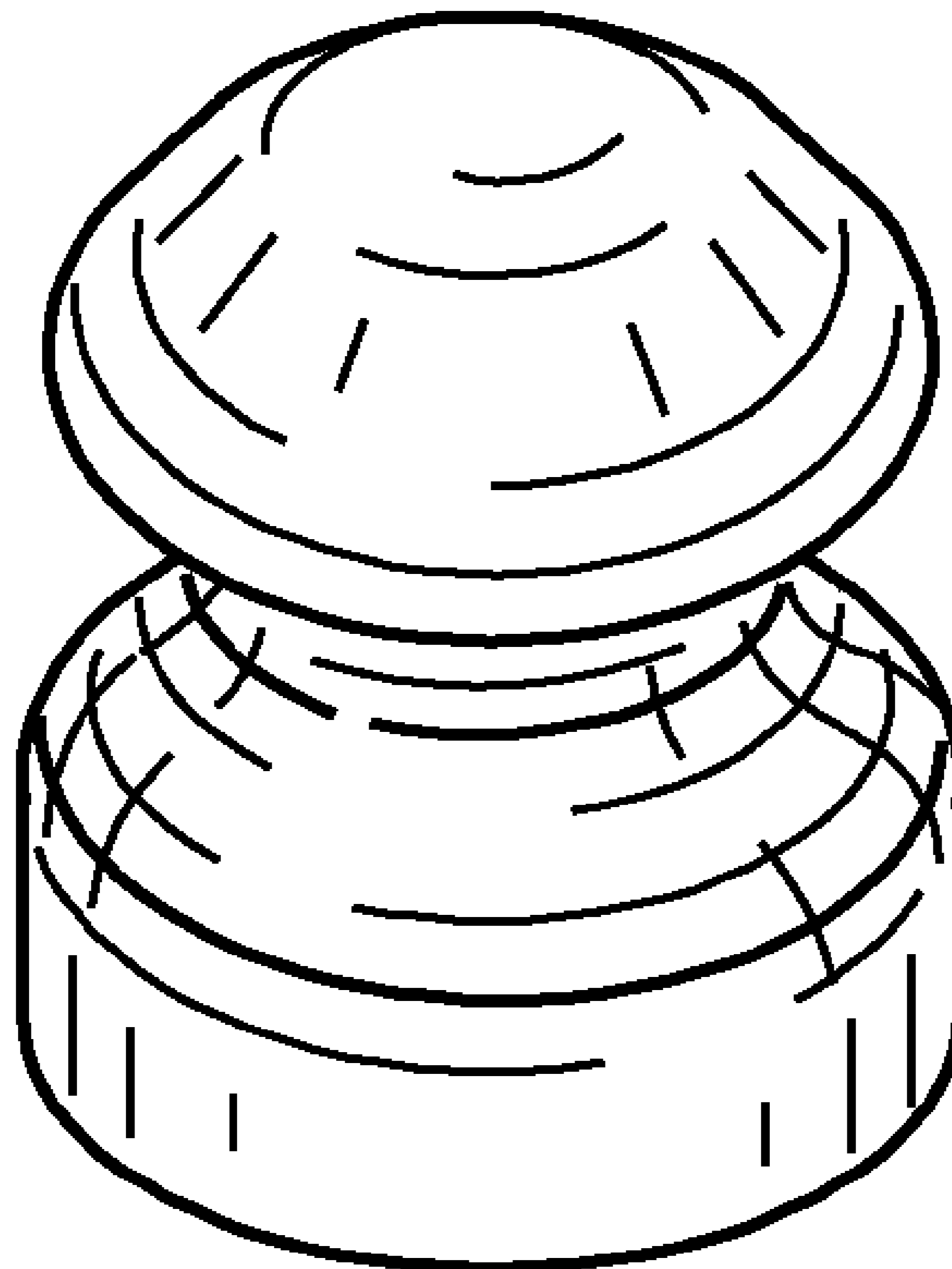
FIG. 1 is a perspective view of an impression coping, showing our new design;

FIG. 2 is a front elevational view thereof, the rear elevational view, left-side elevational view, and right-side elevational view all being a mirror image thereof;

FIG. 3 is a top plan view thereof; and,

FIG. 4 is a bottom plan view thereof.

**1 Claim, 1 Drawing Sheet**



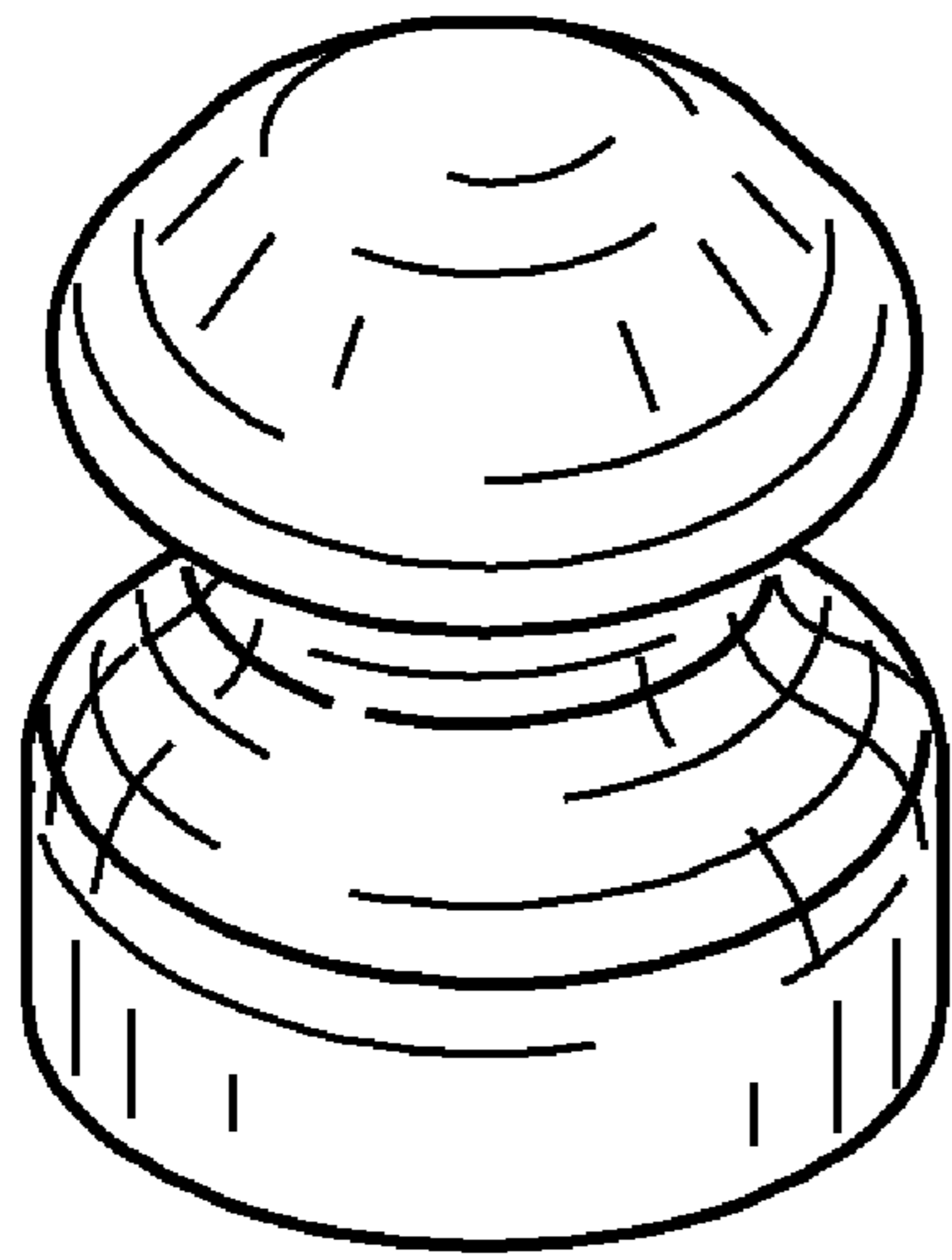


FIG. 1




FIG. 2




FIG. 3

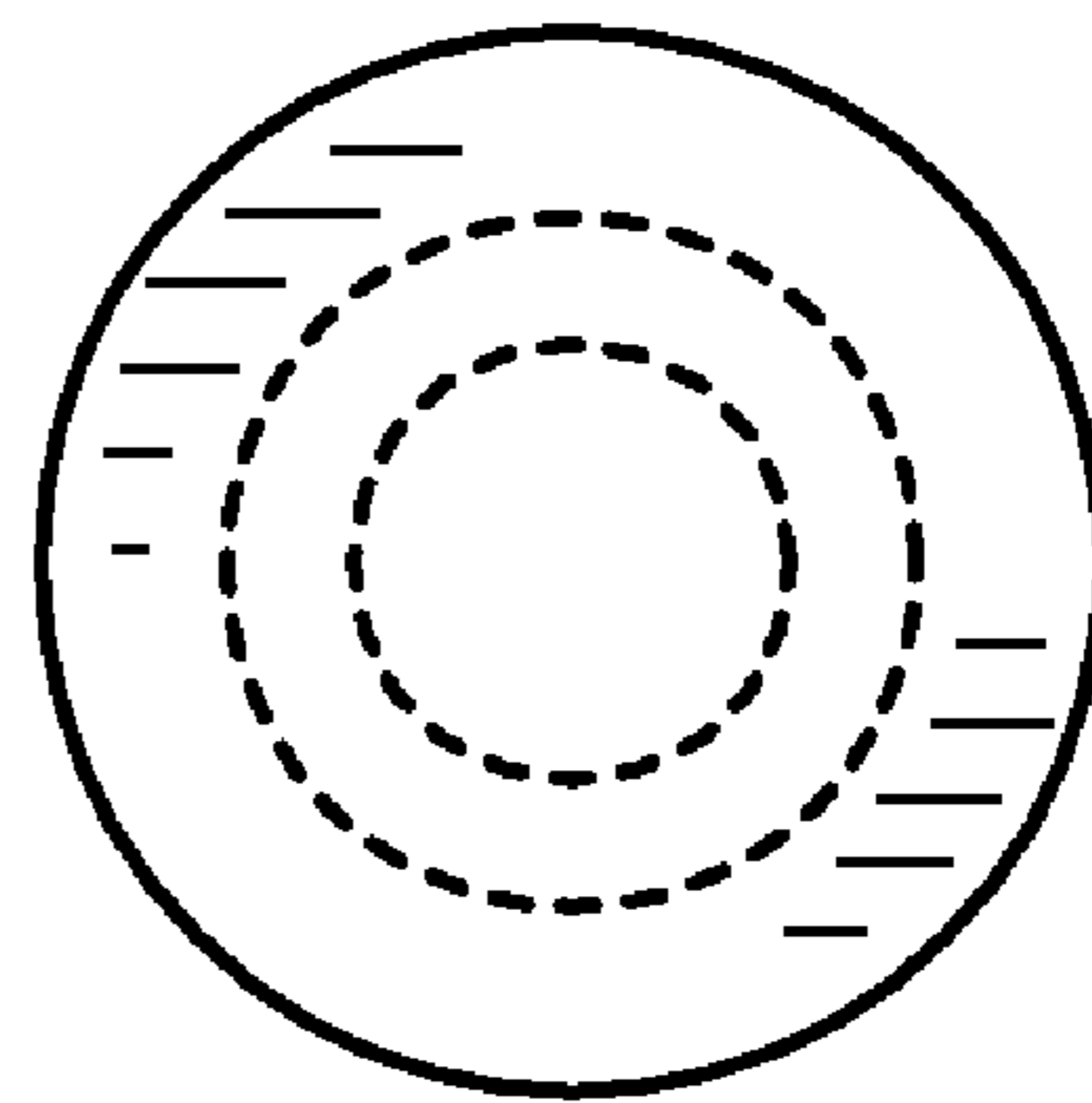


FIG. 4